

MAiA

2023

NEUTRAL FURNISHING - INDUSTRIAL VENTILATION

NEUTRES INOX - VENTILATION INDUSTRIELLE

ARREDAMENTI NEUTRI - ASPIRAZIONE

+ 5%



Made in Italy



À propos de nous

La société MAIA est présente sur les marchés internationaux des équipements professionnels de restauration depuis 1999, année de sa fondation. Depuis lors, des centaines de revendeurs nous ont fait confiance pour leurs achats de matériel de restauration. Grace à son expérience pluriannuelle dans le domaine de la restauration professionnelle, la société MAIA srl est en mesure de proposer la meilleure production Italienne de matériel de restauration professionnelle, soigneusement ciblée pour son rapport qualité/prix.

Su di noi

La società MAIA è presente sui mercati internazionali delle attrezzature per la ristorazione professionale dal 1999, anno della sua fondazione. Da allora, centinaia di rivenditori si sono rivolti a noi per i loro acquisti di attrezzature per la ristorazione. Grazie alla sua pluriennale esperienza nel settore della ristorazione professionale, la società MAIA srl è in grado di offrire la migliore produzione italiana di attrezzature per la ristorazione professionale, attentamente mirata per il suo rapporto qualità / prezzo.

About us

MAIA has been present on the international markets for professional catering equipment since 1999, the year of its foundation. Since then, hundreds of resellers have trusted us for their purchases of catering equipment. Thanks to its multi-year experience in the field of professional catering, the company MAIA srl is able to offer the best Italian production of professional catering equipment, carefully targeted for its quality / price ratio.

Über uns

MAIA ist seit 1999, dem Gründungsjahr, auf den internationalen Märkten für professionelle Catering-Geräte präsent. Seitdem haben uns Hunderte von Wiederverkäufern beim Kauf von Catering-Geräten vertraut. Dank seiner mehrjährigen Erfahrung im Bereich der professionellen Verpflegung ist das Unternehmen MAIA srl in der Lage, die beste italienische Produktion professioneller Verpflegungs-ausrüstung anzubieten, die sorgfältig auf sein Qualitäts-/Preisverhältnis abgestimmt ist.



TABLES / ARBEITSTISCHE / TABLESpag. 3

TAVOLI DA CHEF / CHEF TABLES / CHEF'S TABELLEN / TABLES DU CHEF pag. 13

LAVATOI / SINK UNITS / SPULTISCHE / PLONGES pag. 45

PENSILI/ HANGING CABINETS / WANDSCHRANKE / ARMOIRES MURALESpag. 72

MENSOLE / SHELVES / KONSOLEN / ETAGERE pag. 83

ARMADI / CUPBOARD / SCHRANKE / ARMOIRES pag. 85

SCAFFALI / SHELVING / REGALE / RAYONNAGES pag. 90

CAPPE PARETE SNACK / SNACK WALL-MOUNTED HOODS / SNACK WANDHAUBEN / HOTTES SNACK MURALESpag. 98

CAPPE SERIE PARETE / WALL-MOUNTED HOODS / HAUBEN WANDAUSFÜHRUNG / HOTTES SÉRIE MURALEpag. 112

CAPPE CENTRALI / ISLAND HOODS / ZENTRALHAUBEN / HOTTES CENTRALESpag. 121

CAPPE CUBICHE A PARETE / CUBIC WALL-MOUNTED HOODS / KUBISCHE WANDHAUBEN / HOTTES CUBIQUES MURALESpag. 130

CAPPE CUBICHE CENTRALI / CUBIC ISLAND HOODS / KUBISCHE ZENTRALHAUBEN / HOTTES CUBIQUES CENTRALESpag.139

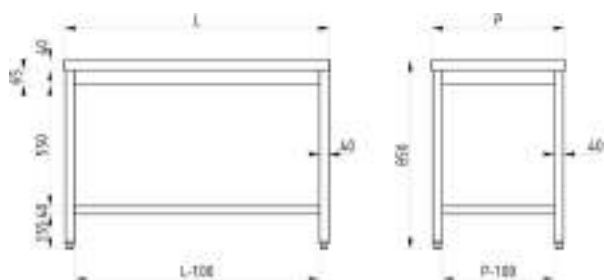
VENTILATORI CENTRIFUGHI / CENTRIFUGAL FANS / RADIALVENTILATOREN / VENTILATEURS CENTRIFUGESpag. 152

REGOLATORI / SPEED CONTROLLERS / REGLER / RÉGULATEURS pag. 174

CARATTERISTICHE GENERALI

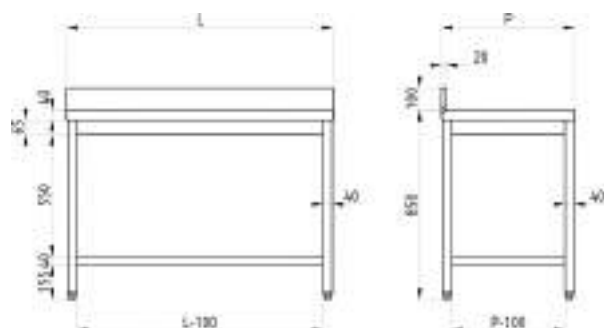
DS TG

TAVOLO SU GAMBE CON TELAIO O RIPIANO



DS TG---A

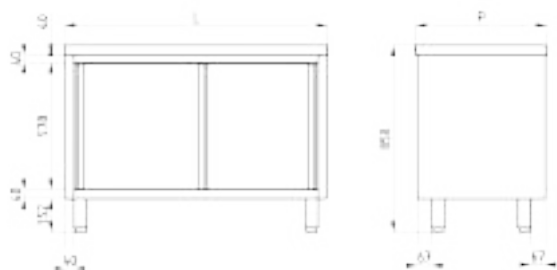
TAVOLO SU GAMBE CON TELAIO O RIPIANO E ALZATINA



CARATTERISTICHE GENERALI

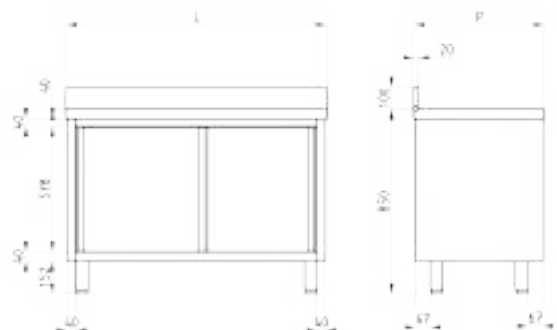
DS TA

TAVOLO ARMADIATO CON PORTE SCORREVOLI



DS TA---A

TAVOLO ARMADIATO CON PORTE SCORREVOLI E ALZATINA



TAVOLI
TABLES / ARBEITSTISCHE / TABLES

TAVOLO SU GAMBE CON PIANO DI FONDO

WORK TABLES ON LEGS WITH SHELF
ARBEITSTISCHE AUF FUSSEN MIT EINLEGEBODEN
TABLES DE TRAVAIL SUR PIEDS AVEC RAYON



TAVOLO SU GAMBE CON PIANO DI FONDO E ALZATINA

WORK TABLES ON LEGS WITH SHELF WITH UPSTAND
ARBEITSTISCHE AUF FUSSEN MIT EINLEGEBODEN MIT AUFKANTUNG
TABLES DE TRAVAIL SUR PIEDS AVEC RAYON AVEC DOSSERET



| | MODELLO | DIMENSIONI cm | Euro | Kg |
|----------|---------------|---------------|--------|----|
| | | L x P x H | | |
| 60 | DSTG 046 | 40 x 60 x 85 | 313,00 | 13 |
| | DSTG 056 | 50 x 60 x 85 | 330,00 | 15 |
| | DSTG 066 | 60 x 60 x 85 | 355,00 | 17 |
| | DSTG 076 | 70 x 60 x 85 | 374,00 | 19 |
| | DSTG 086 | 80 x 60 x 85 | 392,00 | 20 |
| | DSTG 096 | 90 x 60 x 85 | 416,00 | 23 |
| | DSTG 106 | 100 x 60 x 85 | 442,00 | 26 |
| | DSTG 116 | 110 x 60 x 85 | 462,00 | 28 |
| | DSTG 126 | 120 x 60 x 85 | 483,00 | 31 |
| | DSTG 136 | 130 x 60 x 85 | 508,00 | 33 |
| | DSTG 146 | 140 x 60 x 85 | 506,00 | 36 |
| | DSTG 156 | 150 x 60 x 85 | 532,00 | 38 |
| | DSTG 166 | 160 x 60 x 85 | 582,00 | 41 |
| | DSTG 176 | 170 x 60 x 85 | 607,00 | 43 |
| | DSTG 186 | 180 x 60 x 85 | 630,00 | 45 |
| | DSTG 196 | 190 x 60 x 85 | 665,00 | 48 |
| DSTG 206 | 200 x 60 x 85 | 680,00 | 49 | |
| 70 | DSTG 047 | 40 x 70 x 85 | 344,00 | 15 |
| | DSTG 057 | 50 x 70 x 85 | 358,00 | 16 |
| | DSTG 067 | 60 x 70 x 85 | 376,00 | 18 |
| | DSTG 077 | 70 x 70 x 85 | 400,00 | 20 |
| | DSTG 087 | 80 x 70 x 85 | 416,00 | 22 |
| | DSTG 097 | 90 x 70 x 85 | 443,00 | 24 |
| | DSTG 107 | 100 x 70 x 85 | 461,00 | 27 |
| | DSTG 117 | 110 x 70 x 85 | 492,00 | 30 |
| | DSTG 127 | 120 x 70 x 85 | 511,00 | 33 |
| | DSTG 137 | 130 x 70 x 85 | 538,00 | 36 |
| | DSTG 147 | 140 x 70 x 85 | 563,00 | 39 |
| | DSTG 157 | 150 x 70 x 85 | 596,00 | 42 |
| | DSTG 167 | 160 x 70 x 85 | 614,00 | 45 |
| | DSTG 177 | 170 x 70 x 85 | 644,00 | 48 |
| | DSTG 187 | 180 x 70 x 85 | 663,00 | 51 |
| | DSTG 197 | 190 x 70 x 85 | 692,00 | 53 |
| DSTG 207 | 200 x 70 x 85 | 715,00 | 56 | |

| | MODELLO | DIMENSIONI cm | Euro | Kg |
|------------|---------------|---------------|--------|----|
| | | L x P x H | | |
| 60 | DSTG 046 A | 40 x 60 x 85 | 349,00 | 14 |
| | DSTG 056 A | 50 x 60 x 85 | 366,00 | 16 |
| | DSTG 066 A | 60 x 60 x 85 | 383,00 | 18 |
| | DSTG 076 A | 70 x 60 x 85 | 404,00 | 20 |
| | DSTG 086 A | 80 x 60 x 85 | 425,00 | 21 |
| | DSTG 096 A | 90 x 60 x 85 | 457,00 | 24 |
| | DSTG 106 A | 100 x 60 x 85 | 476,00 | 27 |
| | DSTG 116 A | 110 x 60 x 85 | 503,00 | 29 |
| | DSTG 126 A | 120 x 60 x 85 | 524,00 | 32 |
| | DSTG 136 A | 130 x 60 x 85 | 555,00 | 35 |
| | DSTG 146 A | 140 x 60 x 85 | 575,00 | 37 |
| | DSTG 156 A | 150 x 60 x 85 | 608,00 | 40 |
| | DSTG 166 A | 160 x 60 x 85 | 629,00 | 43 |
| | DSTG 176 A | 170 x 60 x 85 | 659,00 | 45 |
| | DSTG 186 A | 180 x 60 x 85 | 681,00 | 47 |
| | DSTG 196 A | 190 x 60 x 85 | 714,00 | 50 |
| DSTG 206 A | 200 x 60 x 85 | 732,00 | 52 | |
| 70 | DSTG 047 A | 40 x 70 x 85 | 372,00 | 17 |
| | DSTG 057 A | 50 x 70 x 85 | 387,00 | 19 |
| | DSTG 067 A | 60 x 70 x 85 | 404,00 | 21 |
| | DSTG 077 A | 70 x 70 x 85 | 434,00 | 23 |
| | DSTG 087 A | 80 x 70 x 85 | 450,00 | 25 |
| | DSTG 097 A | 90 x 70 x 85 | 480,00 | 28 |
| | DSTG 107 A | 100 x 70 x 85 | 498,00 | 32 |
| | DSTG 117 A | 110 x 70 x 85 | 531,00 | 35 |
| | DSTG 127 A | 120 x 70 x 85 | 552,00 | 38 |
| | DSTG 137 A | 130 x 70 x 85 | 583,00 | 41 |
| | DSTG 147 A | 140 x 70 x 85 | 607,00 | 44 |
| | DSTG 157 A | 150 x 70 x 85 | 641,00 | 47 |
| | DSTG 167 A | 160 x 70 x 85 | 662,00 | 50 |
| | DSTG 177 A | 170 x 70 x 85 | 700,00 | 54 |
| | DSTG 187 A | 180 x 70 x 85 | 715,00 | 56 |
| | DSTG 197 A | 190 x 70 x 85 | 751,00 | 59 |
| DSTG 207 A | 200 x 70 x 85 | 772,00 | 61 | |

TAVOLI TABLES / ARBEITSTISCHE / TABLES

TAVOLO SU GAMBE CON TELAIO

WORK TABLES ON LEGS AND FRAME
ARBEITSTISCHE AUF BEINE UND GERÜST
TABLES DE TRAVAIL SUR PIEDS ET CHASSIS



TAVOLO SU GAMBE CON TELAIO E ALZATINA

WORK TABLES ON LEGS AND FRAME WITH UPSTAND
ARBEITSTISCHE AUF BEINE UND GERÜST MIT AUFKANTUNG
TABLES DE TRAVAIL SUR PIEDS ET CHASSIS AVEC DOSSERET



| | MODELLO | DIMENSIONI cm | Euro | Kg |
|----|------------|---------------|--------|----|
| | | L x P x H | | |
| 60 | DSTG SR046 | 40 x 60 x 85 | 306,00 | 10 |
| | DSTG SR056 | 50 x 60 x 85 | 326,00 | 12 |
| | DSTG SR066 | 60 x 60 x 85 | 339,00 | 14 |
| | DSTG SR076 | 70 x 60 x 85 | 357,00 | 16 |
| | DSTG SR086 | 80 x 60 x 85 | 376,00 | 17 |
| | DSTG SR096 | 90 x 60 x 85 | 396,00 | 19 |
| | DSTG SR106 | 100 x 60 x 85 | 418,00 | 21 |
| | DSTG SR116 | 110 x 60 x 85 | 440,00 | 23 |
| | DSTG SR126 | 120 x 60 x 85 | 462,00 | 25 |
| | DSTG SR136 | 130 x 60 x 85 | 486,00 | 28 |
| | DSTG SR146 | 140 x 60 x 85 | 507,00 | 30 |
| | DSTG SR156 | 150 x 60 x 85 | 536,00 | 32 |
| | DSTG SR166 | 160 x 60 x 85 | 554,00 | 34 |
| | DSTG SR176 | 170 x 60 x 85 | 577,00 | 36 |
| | DSTG SR186 | 180 x 60 x 85 | 601,00 | 37 |
| | DSTG SR196 | 190 x 60 x 85 | 624,00 | 40 |
| | DSTG SR206 | 200 x 60 x 85 | 647,00 | 41 |
| 70 | DSTG SR047 | 40 x 70 x 85 | 330,00 | 12 |
| | DSTG SR057 | 50 x 70 x 85 | 343,00 | 14 |
| | DSTG SR067 | 60 x 70 x 85 | 357,00 | 16 |
| | DSTG SR077 | 70 x 70 x 85 | 377,00 | 18 |
| | DSTG SR087 | 80 x 70 x 85 | 398,00 | 20 |
| | DSTG SR097 | 90 x 70 x 85 | 420,00 | 22 |
| | DSTG SR107 | 100 x 70 x 85 | 442,00 | 25 |
| | DSTG SR117 | 110 x 70 x 85 | 465,00 | 27 |
| | DSTG SR127 | 120 x 70 x 85 | 488,00 | 30 |
| | DSTG SR137 | 130 x 70 x 85 | 512,00 | 32 |
| | DSTG SR147 | 140 x 70 x 85 | 536,00 | 35 |
| | DSTG SR157 | 150 x 70 x 85 | 567,00 | 37 |
| | DSTG SR167 | 160 x 70 x 85 | 585,00 | 40 |
| | DSTG SR177 | 170 x 70 x 85 | 609,00 | 42 |
| | DSTG SR187 | 180 x 70 x 85 | 633,00 | 44 |
| | DSTG SR197 | 190 x 70 x 85 | 658,00 | 46 |
| | DSTG SR207 | 200 x 70 x 85 | 682,00 | 48 |

| | MODELLO | DIMENSIONI cm | Euro | Kg |
|----|--------------|---------------|--------|----|
| | | L x P x H | | |
| 60 | DSTG SR046 A | 40 x 60 x 85 | 335,00 | 11 |
| | DSTG SR056 A | 50 x 60 x 85 | 347,00 | 13 |
| | DSTG SR066 A | 60 x 60 x 85 | 361,00 | 15 |
| | DSTG SR076 A | 70 x 60 x 85 | 379,00 | 16 |
| | DSTG SR086 A | 80 x 60 x 85 | 402,00 | 18 |
| | DSTG SR096 A | 90 x 60 x 85 | 418,00 | 20 |
| | DSTG SR106 A | 100 x 60 x 85 | 446,00 | 22 |
| | DSTG SR116 A | 110 x 60 x 85 | 461,00 | 24 |
| | DSTG SR126 A | 120 x 60 x 85 | 484,00 | 27 |
| | DSTG SR136 A | 130 x 60 x 85 | 508,00 | 29 |
| | DSTG SR146 A | 140 x 60 x 85 | 530,00 | 31 |
| | DSTG SR156 A | 150 x 60 x 85 | 558,00 | 33 |
| | DSTG SR166 A | 160 x 60 x 85 | 576,00 | 36 |
| | DSTG SR176 A | 170 x 60 x 85 | 599,00 | 38 |
| | DSTG SR186 A | 180 x 60 x 85 | 623,00 | 39 |
| | DSTG SR196 A | 190 x 60 x 85 | 646,00 | 41 |
| | DSTG SR206 A | 200 x 60 x 85 | 670,00 | 43 |
| 70 | DSTG SR047 A | 40 x 70 x 85 | 365,00 | 13 |
| | DSTG SR057 A | 50 x 70 x 85 | 378,00 | 15 |
| | DSTG SR067 A | 60 x 70 x 85 | 387,00 | 17 |
| | DSTG SR077 A | 70 x 70 x 85 | 394,00 | 19 |
| | DSTG SR087 A | 80 x 70 x 85 | 429,00 | 21 |
| | DSTG SR097 A | 90 x 70 x 85 | 439,00 | 24 |
| | DSTG SR107 A | 100 x 70 x 85 | 461,00 | 26 |
| | DSTG SR117 A | 110 x 70 x 85 | 484,00 | 29 |
| | DSTG SR127 A | 120 x 70 x 85 | 509,00 | 31 |
| | DSTG SR137 A | 130 x 70 x 85 | 531,00 | 34 |
| | DSTG SR147 A | 140 x 70 x 85 | 553,00 | 37 |
| | DSTG SR157 A | 150 x 70 x 85 | 588,00 | 39 |
| | DSTG SR167 A | 160 x 70 x 85 | 605,00 | 42 |
| | DSTG SR177 A | 170 x 70 x 85 | 631,00 | 44 |
| | DSTG SR187 A | 180 x 70 x 85 | 655,00 | 46 |
| | DSTG SR197 A | 190 x 70 x 85 | 680,00 | 49 |
| | DSTG SR207 A | 200 x 70 x 85 | 703,00 | 51 |

TAVOLI SU GAMBE FORNITI SMONTATI
tables on legs are dissembled/Arbeitstisch zun aufstellen/tables sur pieds en pièce detachées

6



FORO SCARICO RIFIUTI [Ø 22 Euro 173,00]
waste hole [Ø 22 Euro 173,00] / abfallschacht [Ø 22 Euro 173,00] /
trou vide-deche [Ø 22 Euro 173,00]

TAVOLI

TABLES / ARBEITSTISCHE / TABLES

TAVOLO SU GAMBE CON N.2 RIPIANI

WORK TABLES ON LEGS WITH N.2 SHELF
ARBEITSTISCHE AUF FUSEN MIT N.2 EINLEGEBODEN
TABLES DE TRAVAIL SUR PIEDS AVEC N.2 RAYON



TAVOLO SU GAMBE CON N. 2 RIPIANI E ALZATINA

WORK TABLES ON LEGS WITH N.2 SHELVES WITH UPSTAND
ARBEITSTISCHE AUF FUSEN MIT N.2 EINLEGEBODEN MIT AUFKANTUNG
TABLES DE TRAVAIL SUR PIEDS AVEC N.2 RAYON AVEC DOSSERET



| | MODELLO | DIMENSIONI cm | Euro | Kg |
|------------|---------------|---------------|--------|----|
| | | L x P x H | | |
| 60 | DSTG 2R046 | 40 x 60 x 85 | 398,00 | 16 |
| | DSTG 2R056 | 50 x 60 x 85 | 428,00 | 18 |
| | DSTG 2R066 | 60 x 60 x 85 | 459,00 | 20 |
| | DSTG 2R076 | 70 x 60 x 85 | 486,00 | 22 |
| | DSTG 2R086 | 80 x 60 x 85 | 509,00 | 23 |
| | DSTG 2R096 | 90 x 60 x 85 | 542,00 | 26 |
| | DSTG 2R106 | 100 x 60 x 85 | 572,00 | 29 |
| | DSTG 2R116 | 110 x 60 x 85 | 601,00 | 31 |
| | DSTG 2R126 | 120 x 60 x 85 | 629,00 | 34 |
| | DSTG 2R136 | 130 x 60 x 85 | 659,00 | 36 |
| | DSTG 2R146 | 140 x 60 x 85 | 691,00 | 39 |
| | DSTG 2R156 | 150 x 60 x 85 | 725,00 | 41 |
| | DSTG 2R166 | 160 x 60 x 85 | 756,00 | 44 |
| | DSTG 2R176 | 170 x 60 x 85 | 788,00 | 46 |
| | DSTG 2R186 | 180 x 60 x 85 | 818,00 | 48 |
| | DSTG 2R196 | 190 x 60 x 85 | 865,00 | 51 |
| | DSTG 2R206 | 200 x 60 x 85 | 885,00 | 52 |
| | DSTG 2R047 | 40 x 70 x 85 | 447,00 | 18 |
| | DSTG 2R057 | 50 x 70 x 85 | 466,00 | 19 |
| | DSTG 2R067 | 60 x 70 x 85 | 488,00 | 21 |
| DSTG 2R077 | 70 x 70 x 85 | 520,00 | 23 | |
| DSTG 2R087 | 80 x 70 x 85 | 542,00 | 25 | |
| DSTG 2R097 | 90 x 70 x 85 | 575,00 | 27 | |
| DSTG 2R107 | 100 x 70 x 85 | 600,00 | 30 | |
| DSTG 2R117 | 110 x 70 x 85 | 640,00 | 33 | |
| DSTG 2R127 | 120 x 70 x 85 | 663,00 | 36 | |
| DSTG 2R137 | 130 x 70 x 85 | 700,00 | 39 | |
| DSTG 2R147 | 140 x 70 x 85 | 731,00 | 42 | |
| DSTG 2R157 | 150 x 70 x 85 | 775,00 | 45 | |
| DSTG 2R167 | 160 x 70 x 85 | 798,00 | 48 | |
| DSTG 2R177 | 170 x 70 x 85 | 838,00 | 51 | |
| DSTG 2R187 | 180 x 70 x 85 | 812,00 | 54 | |
| DSTG 2R197 | 190 x 70 x 85 | 900,00 | 56 | |
| DSTG 2R207 | 200 x 70 x 85 | 931,00 | 59 | |

| | MODELLO | DIMENSIONI cm | Euro | Kg |
|--------------|---------------|---------------|--------|----|
| | | L x P x H | | |
| 60 | DSTG 2R046 A | 40 x 60 x 85 | 453,00 | 17 |
| | DSTG 2R056 A | 50 x 60 x 85 | 476,00 | 19 |
| | DSTG 2R066 A | 60 x 60 x 85 | 498,00 | 21 |
| | DSTG 2R076 A | 70 x 60 x 85 | 525,00 | 23 |
| | DSTG 2R086 A | 80 x 60 x 85 | 525,00 | 24 |
| | DSTG 2R096 A | 90 x 60 x 85 | 552,00 | 27 |
| | DSTG 2R106 A | 100 x 60 x 85 | 618,00 | 30 |
| | DSTG 2R116 A | 110 x 60 x 85 | 655,00 | 32 |
| | DSTG 2R126 A | 120 x 60 x 85 | 682,00 | 35 |
| | DSTG 2R136 A | 130 x 60 x 85 | 724,00 | 38 |
| | DSTG 2R146 A | 140 x 60 x 85 | 750,00 | 40 |
| | DSTG 2R156 A | 150 x 60 x 85 | 792,00 | 43 |
| | DSTG 2R166 A | 160 x 60 x 85 | 820,00 | 46 |
| | DSTG 2R176 A | 170 x 60 x 85 | 862,00 | 48 |
| | DSTG 2R186 A | 180 x 60 x 85 | 889,00 | 50 |
| | DSTG 2R196 A | 190 x 60 x 85 | 933,00 | 53 |
| | DSTG 2R206 A | 200 x 60 x 85 | 955,00 | 55 |
| | DSTG 2R047 A | 40 x 70 x 85 | 484,00 | 20 |
| | DSTG 2R057 A | 50 x 70 x 85 | 503,00 | 22 |
| | DSTG 2R067 A | 60 x 70 x 85 | 524,00 | 24 |
| DSTG 2R077 A | 70 x 70 x 85 | 567,00 | 26 | |
| DSTG 2R087 A | 80 x 70 x 85 | 587,00 | 28 | |
| DSTG 2R097 A | 90 x 70 x 85 | 626,00 | 31 | |
| DSTG 2R107 A | 100 x 70 x 85 | 649,00 | 35 | |
| DSTG 2R117 A | 110 x 70 x 85 | 696,00 | 38 | |
| DSTG 2R127 A | 120 x 70 x 85 | 720,00 | 41 | |
| DSTG 2R137 A | 130 x 70 x 85 | 762,00 | 44 | |
| DSTG 2R147 A | 140 x 70 x 85 | 791,00 | 47 | |
| DSTG 2R157 A | 150 x 70 x 85 | 836,00 | 50 | |
| DSTG 2R167 A | 160 x 70 x 85 | 862,00 | 53 | |
| DSTG 2R177 A | 170 x 70 x 85 | 913,00 | 57 | |
| DSTG 2R187 A | 180 x 70 x 85 | 937,00 | 59 | |
| DSTG 2R197 A | 190 x 70 x 85 | 981,00 | 62 | |
| DSTG 2R207 A | 200 x 70 x 85 | 1.008,00 | 64 | |

TAVOLI SU GAMBE FORNITI SMONTATI

tables on legs are dissembled/Arbeitstisch zun aufstellen/tables sur pieds en pièce détachées

TAVOLI
TABLES / ARBEITSTISCHE / TABLES

TAVOLO SU GAMBE CON PIANO DI FONDO E CASSETTI

WORK TABLES ON LEGS WITH SHELF AND DRAWERS
ARBEITSTISCHE AUF FUSSEN MIT EINLEGEBODEN UND SHUBLADEN
TABLES DE TRAVAIL SUR PIEDS AVEC RAYON ET TIROIRS



TAVOLO SU GAMBE CON PIANO DI FONDO E ALZATINA

WORK TABLES ON LEGS WITH SHELF WITH UPSTAND
ARBEITSTISCHE AUF FUSSEN MIT EINLEGEBODEN MIT AUFKANTUNG
TABLES DE TRAVAIL SUR PIEDS AVEC RAYON AVEC DOSSERET



| 60 | MODELLO | DIMENSIONI cm | Euro | Kg | |
|----|-----------|---------------|----------|----|----|
| | | L x P x H | | | |
| | DSTG2C106 | 100 x 60 x 85 | 904,00 | 32 | *2 |
| | DSTG2C126 | 120 x 60 x 85 | 945,00 | 37 | *2 |
| | DSTG3C146 | 140 x 60 x 85 | 1.214,00 | 45 | *3 |
| | DSTG3C156 | 150 x 60 x 85 | 1.257,00 | 47 | *3 |
| | DSTG3C166 | 160 x 60 x 85 | 1.301,00 | 50 | *3 |
| | DSTG4C186 | 180 x 60 x 85 | 1.496,00 | 57 | *4 |
| | DSTG4C206 | 200 x 60 x 85 | 1.548,00 | 61 | *4 |
| 70 | DSTG2C107 | 100 x 70 x 85 | 993,00 | 33 | *2 |
| | DSTG2C127 | 120 x 70 x 85 | 1.039,00 | 39 | *2 |
| | DSTG3C147 | 140 x 70 x 85 | 1.335,00 | 48 | *3 |
| | DSTG3C157 | 150 x 70 x 85 | 1.381,00 | 51 | *3 |
| | DSTG3C167 | 160 x 70 x 85 | 1.429,00 | 54 | *3 |
| | DSTG4C187 | 180 x 70 x 85 | 1.646,00 | 63 | *4 |
| | DSTG4C207 | 200 x 70 x 85 | 1.703,00 | 68 | *4 |

| 60 | MODELLO | DIMENSIONI cm | Euro | Kg | |
|----|------------|---------------|----------|----|----|
| | | L x P x H | | | |
| | DSTG2C106A | 100 x 60 x 85 | 1.010,00 | 33 | *2 |
| | DSTG2C126A | 120 x 60 x 85 | 1.059,00 | 38 | *2 |
| | DSTG3C146A | 140 x 60 x 85 | 1.294,00 | 46 | *3 |
| | DSTG3C156A | 150 x 60 x 85 | 1.406,00 | 48 | *3 |
| | DSTG3C166A | 160 x 60 x 85 | 1.456,00 | 51 | *3 |
| | DSTG4C186A | 180 x 60 x 85 | 1.676,00 | 58 | *4 |
| | DSTG4C206A | 200 x 60 x 85 | 1.733,00 | 62 | *4 |
| 70 | DSTG2C107A | 100 x 70 x 85 | 1.111,00 | 34 | *2 |
| | DSTG2C127A | 120 x 70 x 85 | 1.164,00 | 40 | *2 |
| | DSTG3C147A | 140 x 70 x 85 | 1.494,00 | 49 | *3 |
| | DSTG3C157A | 150 x 70 x 85 | 1.546,00 | 52 | *3 |
| | DSTG3C167A | 160 x 70 x 85 | 1.602,00 | 55 | *3 |
| | DSTG4C187A | 180 x 70 x 85 | 1.843,00 | 64 | *4 |
| | DSTG4C207A | 200 x 70 x 85 | 1.907,00 | 69 | *4 |

* N. CASSETTI /*drawers n./*shublade nr./*tiroirs n.

TAVOLI SU GAMBE FORNITI SMONTATI

tables on legs are dissembled/Arbeitstisch zum aufstellen/tables sur pieds en pièce détachées

TAVOLI
TABLES / ARBEITSTISCHE / TABLES

TAVOLO SU GAMBE CON CASSETTI E TELAIO

WORK TABLES ON LEGS WITH DRAWERS
ARBEITSTISCHE AUF BEINE MIT SHUBLADEN
TABLES DE TRAVAIL SUR PIEDS AVEC TIROIRS



TAVOLO SU GAMBE CON CASSETTI ALZATINA E TELAIO

WORK TABLES ON LEGS WITH DRAWERS AND UPSTAND
ARBEITSTISCHE AUF BEINE MIT SHUBLADEN UND AUFKANTUNG
TABLES DE TRAVAIL SUR PIEDS AVEC TIROIRS ET DOSSERET



| | MODELLO | DIMENSIONI cm | Euro | Kg | |
|-------------|-------------|---------------|---------------|--------|----|
| | | L x P x H | | | |
| 60 | DSTGSR2C106 | 100 x 60 x 85 | 858,00 | 30 | *2 |
| | DSTGSR2C126 | 120 x 60 x 85 | 898,00 | 36 | *2 |
| | DSTGSR2C146 | 140 x 60 x 85 | 1.152,00 | 45 | *3 |
| | DSTGSR2C156 | 150 x 60 x 85 | 1.193,00 | 48 | *3 |
| | DSTGSR2C166 | 160 x 60 x 85 | 1.235,00 | 51 | *3 |
| | DSTGSR2C186 | 180 x 60 x 85 | 1.422,00 | 60 | *4 |
| | DSTGSR2C206 | 200 x 60 x 85 | 1.515,00 | 65 | *4 |
| | 70 | DSTGSR2C107 | 100 x 70 x 85 | 943,00 | 30 |
| DSTGSR2C127 | | 120 x 70 x 85 | 987,00 | 36 | *2 |
| DSTGSR2C147 | | 140 x 70 x 85 | 1.268,00 | 45 | *3 |
| DSTGSR2C157 | | 150 x 70 x 85 | 1.312,00 | 48 | *3 |
| DSTGSR2C167 | | 160 x 70 x 85 | 1.358,00 | 51 | *3 |
| DSTGSR2C187 | | 180 x 70 x 85 | 1.562,00 | 60 | *4 |
| DSTGSR2C207 | | 200 x 70 x 85 | 1.617,00 | 65 | *4 |

| | MODELLO | DIMENSIONI cm | Euro | Kg | |
|--------------|--------------|---------------|---------------|----------|----|
| | | L x P x H | | | |
| 60 | DSTGSR2C106A | 100 x 60 x 85 | 960,00 | 30 | *2 |
| | DSTGSR2C126A | 120 x 60 x 85 | 1.006,00 | 35 | *2 |
| | DSTGSR2C146A | 140 x 60 x 85 | 1.291,00 | 43 | *3 |
| | DSTGSR2C156A | 150 x 60 x 85 | 1.336,00 | 45 | *3 |
| | DSTGSR2C166A | 160 x 60 x 85 | 1.383,00 | 58 | *3 |
| | DSTGSR2C186A | 180 x 60 x 85 | 1.591,00 | 55 | *4 |
| | DSTGSR2C206 | 200 x 60 x 85 | 1.647,00 | 59 | *4 |
| | 70 | DSTGSR2C107A | 100 x 70 x 85 | 1.054,00 | 31 |
| DSTGSR2C127A | | 120 x 70 x 85 | 1.105,00 | 37 | *2 |
| DSTGSR2C147A | | 140 x 70 x 85 | 1.419,00 | 46 | *3 |
| DSTGSR2C157A | | 150 x 70 x 85 | 1.469,00 | 49 | *3 |
| DSTGSR2C167A | | 160 x 70 x 85 | 1.521,00 | 52 | *3 |
| DSTGSR2C187A | | 180 x 70 x 85 | 1.751,00 | 61 | *4 |
| DSTGSR2C207A | | 200 x 70 x 85 | 1.811,00 | 66 | *4 |

* N. CASSETTI /*drawers n./*shubladen nr./*tiroirs n.

TAVOLI SU GAMBE FORNITI SMONTATI

tables on legs are dissembled/Arbeitstisch zun aufstellen/tables sur pieds en pièce détachées

TAVOLI
TABLES / ARBEITSTISCHE / TABLES

TAVOLO SU GAMBE TONDE CON PIANO DI FONDO

WORK TABLES ON ROUNDS LEGS WITH SHELF
ARBEITSTISCHE AUF FUSEN MIT EINLEGEBODEN
TABLES DE TRAVAIL SUR PIEDS RONDES AVEC RAYON



TAVOLO SU GAMBE TONDE CON PIANO DI FONDO E ALZATINA

WORK TABLES ON ROUNDS LEGS WITH SHELF WITH UPSTAND
ARBEITSTISCHE AUF FUSEN UND EINLEGEBODEN MIT AUFKANTUNG
TABLES DE TRAVAIL SUR PIEDS RONDES ET RAYON AVEC DOSSERET



| | MODELLO | DIMENSIONI cm | Euro | Kg |
|----------|---------------|---------------|--------|----|
| | L x P x H | | | |
| 60 | DSTGT046 | 40 x 60 x 85 | 329,00 | 13 |
| | DSTGT056 | 50 x 60 x 85 | 346,00 | 15 |
| | DSTGT066 | 60 x 60 x 85 | 372,00 | 17 |
| | DSTGT076 | 70 x 60 x 85 | 392,00 | 19 |
| | DSTGT086 | 80 x 60 x 85 | 411,00 | 20 |
| | DSTGT096 | 90 x 60 x 85 | 437,00 | 23 |
| | DSTGT106 | 100 x 60 x 85 | 462,00 | 26 |
| | DSTGT116 | 110 x 60 x 85 | 486,00 | 28 |
| | DSTGT126 | 120 x 60 x 85 | 506,00 | 31 |
| | DSTGT136 | 130 x 60 x 85 | 534,00 | 33 |
| | DSTGT146 | 140 x 60 x 85 | 559,00 | 36 |
| | DSTGT156 | 150 x 60 x 85 | 557,00 | 38 |
| | DSTGT166 | 160 x 60 x 85 | 611,00 | 41 |
| | DSTGT176 | 170 x 60 x 85 | 634,00 | 43 |
| | DSTGT186 | 180 x 60 x 85 | 660,00 | 45 |
| | DSTGT196 | 190 x 60 x 85 | 698,00 | 48 |
| DSTGT206 | 200 x 60 x 85 | 713,00 | 49 | |
| 70 | DSTGT047 | 40 x 70 x 85 | 360,00 | 15 |
| | DSTGT057 | 50 x 70 x 85 | 376,00 | 16 |
| | DSTGT067 | 60 x 70 x 85 | 393,00 | 18 |
| | DSTGT077 | 70 x 70 x 85 | 420,00 | 20 |
| | DSTGT087 | 80 x 70 x 85 | 437,00 | 22 |
| | DSTGT097 | 90 x 70 x 85 | 465,00 | 24 |
| | DSTGT107 | 100 x 70 x 85 | 484,00 | 27 |
| | DSTGT117 | 110 x 70 x 85 | 516,00 | 30 |
| | DSTGT127 | 120 x 70 x 85 | 536,00 | 33 |
| | DSTGT137 | 130 x 70 x 85 | 565,00 | 36 |
| | DSTGT147 | 140 x 70 x 85 | 590,00 | 39 |
| | DSTGT157 | 150 x 70 x 85 | 626,00 | 42 |
| | DSTGT167 | 160 x 70 x 85 | 644,00 | 45 |
| | DSTGT177 | 170 x 70 x 85 | 677,00 | 48 |
| | DSTGT187 | 180 x 70 x 85 | 698,00 | 51 |
| | DSTGT197 | 190 x 70 x 85 | 728,00 | 53 |
| DSTGT207 | 200 x 70 x 85 | 752,00 | 56 | |

| | MODELLO | DIMENSIONI cm | Euro | Kg |
|------------|---------------|---------------|--------|----|
| | L x P x H | | | |
| 60 | DSTGT046 A | 40 x 60 x 85 | 366,00 | 14 |
| | DSTGT056 A | 50 x 60 x 85 | 384,00 | 16 |
| | DSTGT066 A | 60 x 60 x 85 | 402,00 | 18 |
| | DSTGT076 A | 70 x 60 x 85 | 424,00 | 20 |
| | DSTGT086 A | 80 x 60 x 85 | 446,00 | 21 |
| | DSTGT096 A | 90 x 60 x 85 | 479,00 | 24 |
| | DSTGT106 A | 100 x 60 x 85 | 499,00 | 27 |
| | DSTGT116 A | 110 x 60 x 85 | 527,00 | 29 |
| | DSTGT126 A | 120 x 60 x 85 | 549,00 | 32 |
| | DSTGT136 A | 130 x 60 x 85 | 583,00 | 35 |
| | DSTGT146 A | 140 x 60 x 85 | 603,00 | 37 |
| | DSTGT156 A | 150 x 60 x 85 | 637,00 | 40 |
| | DSTGT166 A | 160 x 60 x 85 | 659,00 | 43 |
| | DSTGT176 A | 170 x 60 x 85 | 691,00 | 45 |
| | DSTGT186 A | 180 x 60 x 85 | 714,00 | 47 |
| | DSTGT196 A | 190 x 60 x 85 | 751,00 | 50 |
| DSTGT206 A | 200 x 60 x 85 | 769,00 | 52 | |
| 70 | DSTGT047 A | 40 x 70 x 85 | 391,00 | 17 |
| | DSTGT057 A | 50 x 70 x 85 | 405,00 | 19 |
| | DSTGT067 A | 60 x 70 x 85 | 424,00 | 21 |
| | DSTGT077 A | 70 x 70 x 85 | 456,00 | 23 |
| | DSTGT087 A | 80 x 70 x 85 | 472,00 | 25 |
| | DSTGT097 A | 90 x 70 x 85 | 503,00 | 28 |
| | DSTGT107 A | 100 x 70 x 85 | 522,00 | 32 |
| | DSTGT117 A | 110 x 70 x 85 | 558,00 | 35 |
| | DSTGT127 A | 120 x 70 x 85 | 578,00 | 38 |
| | DSTGT137 A | 130 x 70 x 85 | 614,00 | 41 |
| | DSTGT147 A | 140 x 70 x 85 | 636,00 | 44 |
| | DSTGT157 A | 150 x 70 x 85 | 673,00 | 47 |
| | DSTGT167 A | 160 x 70 x 85 | 698,00 | 50 |
| | DSTGT177 A | 170 x 70 x 85 | 734,00 | 54 |
| | DSTGT187 A | 180 x 70 x 85 | 752,00 | 56 |
| | DSTGT197 A | 190 x 70 x 85 | 789,00 | 59 |
| DSTGT207 A | 200 x 70 x 85 | 811,00 | 61 | |

TAVOLI SU GAMBE FORNITI SMONTATI
tables on legs are dissembled/Arbeitstisch zun aufstellen/tables sur pieds en pièce detachées

GAMBE TONDE Ø 50 mm
Round legs /Andegerundete beine / Pieds rondes

TAVOLI TABLES / ARBEITSTISCHE / TABLES

TAVOLO SU GAMBE TONDE CON TELAIO

WORK TABLES ON ROUNDS LEGS AND FRAME
ARBEITSTISCHE AUF BEINE BEINE UND GERÜST
TABLES DE TRAVAIL SUR PIEDS RONDES ET CHASSIS



TAVOLO SU GAMBE TONDE CON TELAIO E ALZATINA

WORK TABLES ON ROUNDS LEGS AND FRAME WITH UPSTAND
ARBEITSTISCHE AUF BEINE UND GERÜST MIT AUFKANTUNG
TABLES DE TRAVAIL SUR PIEDS RONDES ET CHASSIS AVEC DOSSERET



| | MODELLO | DIMENSIONI cm | Euro | Kg | |
|------------|------------|---------------|--------------|--------|----|
| | | L x P x H | | | |
| 60 | DSTGTSR046 | 40 x 60 x 85 | 321,00 | 10 | |
| | DSTGTSR056 | 50 x 60 x 85 | 341,00 | 12 | |
| | DSTGTSR066 | 60 x 60 x 85 | 356,00 | 14 | |
| | DSTGTSR076 | 70 x 60 x 85 | 374,00 | 16 | |
| | DSTGTSR086 | 80 x 60 x 85 | 393,00 | 17 | |
| | DSTGTSR096 | 90 x 60 x 85 | 415,00 | 19 | |
| | DSTGTSR106 | 100 x 60 x 85 | 438,00 | 21 | |
| | DSTGTSR116 | 110 x 60 x 85 | 461,00 | 23 | |
| | DSTGTSR126 | 120 x 60 x 85 | 486,00 | 25 | |
| | DSTGTSR136 | 130 x 60 x 85 | 511,00 | 28 | |
| | DSTGTSR146 | 140 x 60 x 85 | 534,00 | 30 | |
| | DSTGTSR156 | 150 x 60 x 85 | 563,00 | 32 | |
| | DSTGTSR166 | 160 x 60 x 85 | 581,00 | 34 | |
| | DSTGTSR176 | 170 x 60 x 85 | 605,00 | 36 | |
| | DSTGTSR186 | 180 x 60 x 85 | 632,00 | 37 | |
| | DSTGTSR196 | 190 x 60 x 85 | 656,00 | 40 | |
| | DSTGTSR206 | 200 x 60 x 85 | 680,00 | 41 | |
| | 70 | DSTGTSR047 | 40 x 70 x 85 | 346,00 | 12 |
| | | DSTGTSR057 | 50 x 70 x 85 | 359,00 | 14 |
| DSTGTSR067 | | 60 x 70 x 85 | 374,00 | 16 | |
| DSTGTSR077 | | 70 x 70 x 85 | 395,00 | 18 | |
| DSTGTSR087 | | 80 x 70 x 85 | 416,00 | 20 | |
| DSTGTSR097 | | 90 x 70 x 85 | 439,00 | 22 | |
| DSTGTSR107 | | 100 x 70 x 85 | 462,00 | 25 | |
| DSTGTSR117 | | 110 x 70 x 85 | 488,00 | 27 | |
| DSTGTSR127 | | 120 x 70 x 85 | 512,00 | 30 | |
| DSTGTSR137 | | 130 x 70 x 85 | 537,00 | 32 | |
| DSTGTSR147 | | 140 x 70 x 85 | 563,00 | 35 | |
| DSTGTSR157 | | 150 x 70 x 85 | 594,00 | 37 | |
| DSTGTSR167 | | 160 x 70 x 85 | 613,00 | 40 | |
| DSTGTSR177 | | 170 x 70 x 85 | 638,00 | 42 | |
| DSTGTSR187 | | 180 x 70 x 85 | 664,00 | 44 | |
| DSTGTSR197 | | 190 x 70 x 85 | 690,00 | 46 | |
| DSTGTSR207 | | 200 x 70 x 85 | 717,00 | 48 | |

| | MODELLO | DIMENSIONI cm | Euro | Kg | |
|-------------|-------------|---------------|--------------|--------|----|
| | | L x P x H | | | |
| 60 | DSTGTSR046A | 40 x 60 x 85 | 351,00 | 11 | |
| | DSTGTSR056A | 50 x 60 x 85 | 365,00 | 13 | |
| | DSTGTSR066A | 60 x 60 x 85 | 379,00 | 15 | |
| | DSTGTSR076A | 70 x 60 x 85 | 398,00 | 16 | |
| | DSTGTSR086A | 80 x 60 x 85 | 422,00 | 18 | |
| | DSTGTSR096A | 90 x 60 x 85 | 438,00 | 20 | |
| | DSTGTSR106A | 100 x 60 x 85 | 406,00 | 22 | |
| | DSTGTSR116A | 110 x 60 x 85 | 484,00 | 24 | |
| | DSTGTSR126A | 120 x 60 x 85 | 509,00 | 27 | |
| | DSTGTSR136A | 130 x 60 x 85 | 534,00 | 29 | |
| | DSTGTSR146A | 140 x 60 x 85 | 557,00 | 31 | |
| | DSTGTSR156A | 150 x 60 x 85 | 586,00 | 33 | |
| | DSTGTSR166A | 160 x 60 x 85 | 605,00 | 36 | |
| | DSTGTSR176A | 170 x 60 x 85 | 630,00 | 38 | |
| | DSTGTSR186A | 180 x 60 x 85 | 655,00 | 39 | |
| | DSTGTSR196A | 190 x 60 x 85 | 679,00 | 41 | |
| | DSTGTSR206A | 200 x 60 x 85 | 712,00 | 43 | |
| | 70 | DSTGTSR047A | 40 x 70 x 85 | 382,00 | 13 |
| | | DSTGTSR057A | 50 x 70 x 85 | 396,00 | 15 |
| DSTGTSR067A | | 60 x 70 x 85 | 405,00 | 17 | |
| DSTGTSR077A | | 70 x 70 x 85 | 428,00 | 19 | |
| DSTGTSR087A | | 80 x 70 x 85 | 451,00 | 21 | |
| DSTGTSR097A | | 90 x 70 x 85 | 461,00 | 24 | |
| DSTGTSR107A | | 100 x 70 x 85 | 484,00 | 26 | |
| DSTGTSR117A | | 110 x 70 x 85 | 509,00 | 29 | |
| DSTGTSR127A | | 120 x 70 x 85 | 531,00 | 31 | |
| DSTGTSR137A | | 130 x 70 x 85 | 553,00 | 34 | |
| DSTGTSR147A | | 140 x 70 x 85 | 589,00 | 37 | |
| DSTGTSR157A | | 150 x 70 x 85 | 608,00 | 39 | |
| DSTGTSR167A | | 160 x 70 x 85 | 630,00 | 42 | |
| DSTGTSR177A | | 170 x 70 x 85 | 656,00 | 44 | |
| DSTGTSR187A | | 180 x 70 x 85 | 680,00 | 46 | |
| DSTGTSR197A | | 190 x 70 x 85 | 703,00 | 49 | |
| DSTGTSR207A | | 200 x 70 x 85 | 739,00 | 51 | |

TAVOLI SU GAMBE FORNITI SMONTATI
tables on legs are dissembled/Arbeitstisch zun aufstellen/tables sur pieds en pièce détachées
GAMBE TONDE Ø 50 mm
Round legs /Andeđerundete beine / Pieds rondes



FORO SCARICO RIFIUTI (Ø 22 Euro 173,00)
waste hole (Ø 22 Euro 173,00) / abfallschacht (Ø 22 Euro 173,00) /
trou vide-deche (Ø 22 Euro 173,00)

ACCESSORI PER TAVOLI GAMBE
APPLICATION WORK TABLE / ANERINGUNG FUR ARBEITSTISCHE / APPLICACES
POUR TABLES DE TRAVAIL

CASSETTO CON SUPPORTO

SINGLE DRAWER
SCHUBLADE EINZELN
TIROIR



| | MODELLO | DIMENSIONI cm | Euro | Kg |
|----|-------------|---------------|--------|----|
| | | L x P x H | | |
| 60 | DSC1 305813 | 30 x 58 x 13 | 332,00 | 6 |
| | DSC1 405813 | 40 x 58 x 13 | 351,00 | 8 |
| | DSC1 505813 | 50 x 58 x 13 | 369,00 | 10 |
| 70 | DSC1 306813 | 30 x 58 x 13 | 365,00 | 7 |
| | DSC1 406813 | 40 x 58 x 13 | 387,00 | 9 |
| | DSC1 506813 | 50 x 58 x 13 | 407,00 | 11 |

CASSETTIERA 2 CASSETTI

DRAWER CABINET 2 DRAWERS
SCHUBLADENZUGE EINZELN 2 SCHUBLANDEN
MEUBLE DE TIROIR 2 TIROIRS



CASSETTIERA 3 CASSETTI

DRAWER CABINET 3 DRAWERS
SCHUBLADENZUGE EINZELN 3 SCHUBLANDEN
MEUBLE DE TIROIR 3 TIROIRS



| | MODELLO | DIMENSIONI cm | Euro | Kg |
|----|-------------|---------------|--------|----|
| | | L x P x H | | |
| 60 | DSC2 405854 | 40 x 58 x 54 | 795,00 | 26 |
| | DSC2 505854 | 50 x 58 x 54 | 873,00 | 28 |
| 70 | DSC2 406854 | 40 x 68 x 54 | 834,00 | 30 |
| | DSC2 506854 | 50 x 68 x 54 | 916,00 | 32 |

| | MODELLO | DIMENSIONI cm | Euro | Kg |
|----|-------------|---------------|--------|----|
| | | L x P x H | | |
| 60 | DSC3 405854 | 40 x 58 x 54 | 835,00 | 30 |
| | DSC3 505854 | 50 x 58 x 54 | 919,00 | 36 |
| 70 | DSC3 406854 | 40 x 68 x 54 | 878,00 | 32 |
| | DSC3 506854 | 50 x 68 x 54 | 966,00 | 37 |

TAVOLI
TABLES / ARBEITSTISCHE / TABLES

TAVOLO CHEF VASCA A SINISTRA

BOWL ON THE LEFT
BECKEN LINKS
BAC À GAUCHE



| | MODELLO | DIMENSIONI cm | VASCHE/BOWL cm | Euro | Kg |
|----|-------------|---------------|----------------|----------|----|
| | | L x P x H | L x P x H | | |
| 60 | DSTLG1VS076 | 70 x 60 x 85 | 40 x 40 x 20 | 761,00 | 21 |
| | DSTLG1VS096 | 90 x 60 x 85 | 40 x 40 x 20 | 785,00 | 25 |
| | DSTLG1VS106 | 100 x 60 x 85 | 40 x 40 x 20 | 805,00 | 28 |
| | DSTLG1VS126 | 120 x 60 x 85 | 40 x 40 x 20 | 834,00 | 33 |
| | DSTLG1VS146 | 140 x 60 x 85 | 40 x 40 x 20 | 872,00 | 38 |
| | DSTLG1VS166 | 160 x 60 x 85 | 40 x 40 x 20 | 915,00 | 43 |
| | DSTLG1VS186 | 180 x 60 x 85 | 40 x 40 x 20 | 942,00 | 47 |
| | DSTLG1VS206 | 200 x 60 x 85 | 40 x 40 x 20 | 982,00 | 51 |
| 70 | DSTLG1VS077 | 70 x 70 x 85 | 40 x 40 x 20 | 805,00 | 22 |
| | DSTLG1VS097 | 90 x 70 x 85 | 40 x 40 x 20 | 829,00 | 26 |
| | DSTLG1VS107 | 100 x 70 x 85 | 40 x 40 x 20 | 853,00 | 29 |
| | DSTLG1VS127 | 120 x 70 x 85 | 40 x 40 x 20 | 874,00 | 35 |
| | DSTLG1VS147 | 140 x 70 x 85 | 40 x 40 x 20 | 915,00 | 41 |
| | DSTLG1VS167 | 160 x 70 x 85 | 40 x 40 x 20 | 957,00 | 47 |
| | DSTLG1VS187 | 180 x 70 x 85 | 40 x 40 x 20 | 987,00 | 53 |
| | DSTLG1VS207 | 200 x 70 x 85 | 40 x 40 x 20 | 1.036,00 | 58 |
| 80 | DSTLG1VS078 | 70 x 80 x 85 | 40 x 40 x 20 | 847,00 | 23 |
| | DSTLG1VS098 | 90 x 80 x 85 | 40 x 40 x 20 | 868,00 | 27 |
| | DSTLG1VS108 | 100 x 80 x 85 | 40 x 40 x 20 | 883,00 | 30 |
| | DSTLG1VS128 | 120 x 80 x 85 | 40 x 40 x 20 | 920,00 | 37 |
| | DSTLG1VS148 | 140 x 80 x 85 | 40 x 40 x 20 | 957,00 | 44 |
| | DSTLG1VS168 | 160 x 80 x 85 | 40 x 40 x 20 | 1.006,00 | 51 |
| | DSTLG1VS188 | 180 x 80 x 85 | 40 x 40 x 20 | 1.036,00 | 59 |
| | DSTLG1VS208 | 200 x 80 x 85 | 40 x 40 x 20 | 1.078,00 | 65 |

TAVOLI
TABLES / ARBEITSTISCHE / TABLES

TAVOLO CHEF VASCA A DESTRA

BOWL ON THE RIGHT
BECKEN RECHTS
BAC À DROITE



| | MODELLO | DIMENSIONI cm | VASCHE/BOWL cm | Euro | Kg |
|----|-------------|---------------|----------------|----------|----|
| | | L x P x H | L x P x H | | |
| 60 | DSTLG1VD076 | 70 x 60 x 85 | 40 x 40 x 20 | 701,00 | 21 |
| | DSTLG1VD096 | 90 x 60 x 85 | 40 x 40 x 20 | 785,00 | 25 |
| | DSTLG1VD106 | 100 x 60 x 85 | 40 x 40 x 20 | 805,00 | 28 |
| | DSTLG1VD126 | 120 x 60 x 85 | 40 x 40 x 20 | 834,00 | 33 |
| | DSTLG1VD146 | 140 x 60 x 85 | 40 x 40 x 20 | 872,00 | 38 |
| | DSTLG1VD166 | 160 x 60 x 85 | 40 x 40 x 20 | 915,00 | 43 |
| | DSTLG1VD186 | 180 x 60 x 85 | 40 x 40 x 20 | 942,00 | 47 |
| | DSTLG1VD206 | 200 x 60 x 85 | 40 x 40 x 20 | 982,00 | 51 |
| 70 | DSTLG1VD077 | 70 x 70 x 85 | 40 x 40 x 20 | 805,00 | 22 |
| | DSTLG1VD097 | 90 x 70 x 85 | 40 x 40 x 20 | 829,00 | 26 |
| | DSTLG1VD107 | 100 x 70 x 85 | 40 x 40 x 20 | 853,00 | 29 |
| | DSTLG1VD127 | 120 x 70 x 85 | 40 x 40 x 20 | 874,00 | 35 |
| | DSTLG1VD147 | 140 x 70 x 85 | 40 x 40 x 20 | 915,00 | 41 |
| | DSTLG1VD167 | 160 x 70 x 85 | 40 x 40 x 20 | 957,00 | 47 |
| | DSTLG1VD187 | 180 x 70 x 85 | 40 x 40 x 20 | 987,00 | 53 |
| | DSTLG1VD207 | 200 x 70 x 85 | 40 x 40 x 20 | 1.036,00 | 58 |
| 80 | DSTLG1VD078 | 70 x 80 x 85 | 40 x 40 x 20 | 847,00 | 23 |
| | DSTLG1VD098 | 90 x 80 x 85 | 40 x 40 x 20 | 868,00 | 27 |
| | DSTLG1VD108 | 100 x 80 x 85 | 40 x 40 x 20 | 883,00 | 30 |
| | DSTLG1VD128 | 120 x 80 x 85 | 40 x 40 x 20 | 920,00 | 37 |
| | DSTLG1VD148 | 140 x 80 x 85 | 40 x 40 x 20 | 957,00 | 44 |
| | DSTLG1VD168 | 160 x 80 x 85 | 40 x 40 x 20 | 1.006,00 | 51 |
| | DSTLG1VD188 | 180 x 80 x 85 | 40 x 40 x 20 | 1.036,00 | 59 |
| | DSTLG1VD208 | 200 x 80 x 85 | 40 x 40 x 20 | 1.078,00 | 65 |

TAVOLI
TABLES / ARBEITSTISCHE / TABLES

TAVOLO CHEF VASCA A SINISTRA

BOWL ON THE LEFT
BECKEN LINKS
BAC À GAUCHE



| | MODELLO | DIMENSIONI cm | VASCHE/BOWL cm | Euro | Kg |
|----|--------------|---------------|----------------|----------|----|
| | | L x P x H | L x P x H | | |
| 60 | DSTLG1VS076A | 70 x 60 x 85 | 40 x 40 x 20 | 805,00 | 22 |
| | DSTLG1VS096A | 90 x 60 x 85 | 40 x 40 x 20 | 836,00 | 26 |
| | DSTLG1VS106A | 100 x 60 x 85 | 40 x 40 x 20 | 872,00 | 29 |
| | DSTLG1VS126A | 120 x 60 x 85 | 40 x 40 x 20 | 896,00 | 34 |
| | DSTLG1VS146A | 140 x 60 x 85 | 40 x 40 x 20 | 937,00 | 39 |
| | DSTLG1VS166A | 160 x 60 x 85 | 40 x 40 x 20 | 971,00 | 45 |
| | DSTLG1VS186A | 180 x 60 x 85 | 40 x 40 x 20 | 1.006,00 | 49 |
| | DSTLG1VS206A | 200 x 60 x 85 | 40 x 40 x 20 | 1.041,00 | 54 |
| 70 | DSTLG1VS077A | 70 x 70 x 85 | 40 x 40 x 20 | 844,00 | 25 |
| | DSTLG1VS097A | 90 x 70 x 85 | 40 x 40 x 20 | 877,00 | 30 |
| | DSTLG1VS107A | 100 x 70 x 85 | 40 x 40 x 20 | 920,00 | 34 |
| | DSTLG1VS127A | 120 x 70 x 85 | 40 x 40 x 20 | 944,00 | 40 |
| | DSTLG1VS147A | 140 x 70 x 85 | 40 x 40 x 20 | 982,00 | 46 |
| | DSTLG1VS167A | 160 x 70 x 85 | 40 x 40 x 20 | 1.017,00 | 52 |
| | DSTLG1VS187A | 180 x 70 x 85 | 40 x 40 x 20 | 1.054,00 | 58 |
| | DSTLG1VS207A | 200 x 70 x 85 | 40 x 40 x 20 | 1.098,00 | 63 |
| 80 | DSTLG1VS078A | 70 x 80 x 85 | 40 x 40 x 20 | 883,00 | 26 |
| | DSTLG1VS098A | 90 x 80 x 85 | 40 x 40 x 20 | 926,00 | 31 |
| | DSTLG1VS108A | 100 x 80 x 85 | 40 x 40 x 20 | 966,00 | 35 |
| | DSTLG1VS128A | 120 x 80 x 85 | 40 x 40 x 20 | 993,00 | 42 |
| | DSTLG1VS148A | 140 x 80 x 85 | 40 x 40 x 20 | 1.033,00 | 49 |
| | DSTLG1VS168A | 160 x 80 x 85 | 40 x 40 x 20 | 1.065,00 | 56 |
| | DSTLG1VS188A | 180 x 80 x 85 | 40 x 40 x 20 | 1.117,00 | 64 |
| | DSTLG1VS208A | 200 x 80 x 85 | 40 x 40 x 20 | 1.158,00 | 70 |

TAVOLI
TABLES / ARBEITSTISCHE / TABLES

TAVOLO CHEF VASCA A DESTRA

BOWL ON THE RIGHT
BECKEN RECHTS
BAC À DROITE



| | MODELLO | DIMENSIONI cm | VASCHE/BOWL cm | Euro | Kg |
|----|--------------|---------------|----------------|----------|----|
| | | L x P x H | L x P x H | | |
| 60 | DSTLG1VD076A | 70 x 60 x 85 | 40 x 40 x 20 | 805,00 | 22 |
| | DSTLG1VD096A | 90 x 60 x 85 | 40 x 40 x 20 | 836,00 | 26 |
| | DSTLG1VD106A | 100 x 60 x 85 | 40 x 40 x 20 | 872,00 | 29 |
| | DSTLG1VD126A | 120 x 60 x 85 | 40 x 40 x 20 | 896,00 | 34 |
| | DSTLG1VD146A | 140 x 60 x 85 | 40 x 40 x 20 | 937,00 | 39 |
| | DSTLG1VD166A | 160 x 60 x 85 | 40 x 40 x 20 | 971,00 | 45 |
| | DSTLG1VD186A | 180 x 60 x 85 | 40 x 40 x 20 | 1.006,00 | 49 |
| | DSTLG1VD206A | 200 x 60 x 85 | 40 x 40 x 20 | 1.041,00 | 54 |
| 70 | DSTLG1VD077A | 70 x 70 x 85 | 40 x 40 x 20 | 844,00 | 25 |
| | DSTLG1VD097A | 90 x 70 x 85 | 40 x 40 x 20 | 877,00 | 30 |
| | DSTLG1VD107A | 100 x 70 x 85 | 40 x 40 x 20 | 920,00 | 34 |
| | DSTLG1VD127A | 120 x 70 x 85 | 40 x 40 x 20 | 944,00 | 40 |
| | DSTLG1VD147A | 140 x 70 x 85 | 40 x 40 x 20 | 982,00 | 46 |
| | DSTLG1VD167A | 160 x 70 x 85 | 40 x 40 x 20 | 1.017,00 | 52 |
| | DSTLG1VD187A | 180 x 70 x 85 | 40 x 40 x 20 | 1.054,00 | 58 |
| | DSTLG1VD207A | 200 x 70 x 85 | 40 x 40 x 20 | 1.098,00 | 63 |
| 80 | DSTLG1VD078A | 70 x 80 x 85 | 40 x 40 x 20 | 883,00 | 26 |
| | DSTLG1VD098A | 90 x 80 x 85 | 40 x 40 x 20 | 926,00 | 31 |
| | DSTLG1VD108A | 100 x 80 x 85 | 40 x 40 x 20 | 966,00 | 35 |
| | DSTLG1VD128A | 120 x 80 x 85 | 40 x 40 x 20 | 993,00 | 42 |
| | DSTLG1VD148A | 140 x 80 x 85 | 40 x 40 x 20 | 1.033,00 | 49 |
| | DSTLG1VD168A | 160 x 80 x 85 | 40 x 40 x 20 | 1.065,00 | 56 |
| | DSTLG1VD188A | 180 x 80 x 85 | 40 x 40 x 20 | 1.117,00 | 64 |
| | DSTLG1VD208A | 200 x 80 x 85 | 40 x 40 x 20 | 1.158,00 | 70 |

TAVOLI
TABLES / ARBEITSTISCHE / TABLES

TAVOLO CHEF VASCA A SINISTRA

BOWL ON THE LEFT
BECKEN LINKS
BAC À GAUCHE



| | MODELLO | DIMENSIONI cm | VASCHE/BOWL cm | Euro | Kg |
|----|---------------|---------------|----------------|----------|----|
| | | L x P x H | L x P x H | | |
| 60 | DSTLGSR1VS076 | 70 x 60 x 85 | 40 x 40 x 20 | 704,00 | 18 |
| | DSTLGSR1VS096 | 90 x 60 x 85 | 40 x 40 x 20 | 734,00 | 21 |
| | DSTLGSR1VS106 | 100 x 60 x 85 | 40 x 40 x 20 | 751,00 | 23 |
| | DSTLGSR1VS126 | 120 x 60 x 85 | 40 x 40 x 20 | 775,00 | 27 |
| | DSTLGSR1VS146 | 140 x 60 x 85 | 40 x 40 x 20 | 818,00 | 32 |
| | DSTLGSR1VS166 | 160 x 60 x 85 | 40 x 40 x 20 | 853,00 | 36 |
| | DSTLGSR1VS186 | 180 x 60 x 85 | 40 x 40 x 20 | 896,00 | 39 |
| | DSTLGSR1VS206 | 200 x 60 x 85 | 40 x 40 x 20 | 944,00 | 43 |
| 70 | DSTLGSR1VS077 | 70 x 70 x 85 | 40 x 40 x 20 | 753,00 | 20 |
| | DSTLGSR1VS097 | 90 x 70 x 85 | 40 x 40 x 20 | 780,00 | 24 |
| | DSTLGSR1VS107 | 100 x 70 x 85 | 40 x 40 x 20 | 799,00 | 27 |
| | DSTLGSR1VS127 | 120 x 70 x 85 | 40 x 40 x 20 | 829,00 | 32 |
| | DSTLGSR1VS147 | 140 x 70 x 85 | 40 x 40 x 20 | 866,00 | 37 |
| | DSTLGSR1VS167 | 160 x 70 x 85 | 40 x 40 x 20 | 917,00 | 42 |
| | DSTLGSR1VS187 | 180 x 70 x 85 | 40 x 40 x 20 | 944,00 | 46 |
| | DSTLGSR1VS207 | 200 x 70 x 85 | 40 x 40 x 20 | 993,00 | 50 |
| 80 | DSTLGSR1VS078 | 70 x 80 x 85 | 40 x 40 x 20 | 799,00 | 21 |
| | DSTLGSR1VS098 | 90 x 80 x 85 | 40 x 40 x 20 | 823,00 | 25 |
| | DSTLGSR1VS108 | 100 x 80 x 85 | 40 x 40 x 20 | 847,00 | 28 |
| | DSTLGSR1VS128 | 120 x 80 x 85 | 40 x 40 x 20 | 883,00 | 34 |
| | DSTLGSR1VS148 | 140 x 80 x 85 | 40 x 40 x 20 | 926,00 | 40 |
| | DSTLGSR1VS168 | 160 x 80 x 85 | 40 x 40 x 20 | 966,00 | 46 |
| | DSTLGSR1VS188 | 180 x 80 x 85 | 40 x 40 x 20 | 1.015,00 | 52 |
| | DSTLGSR1VS208 | 200 x 80 x 85 | 40 x 40 x 20 | 1.065,00 | 57 |

SU RICHIESTA
On Request
Auf Anfrage
Sur Demande

FORO SCARICO RIFIUTI (Ø 22 Euro 173,00)
waste hole (Ø 22 Euro 173,00)
abfallschacht (Ø 22 Euro 173,00)
trou vide-deche (Ø 22 Euro 173,00)

TAVOLI SU GAMBE FORNITI SMONTATI
tables on legs are dissembled/Arbeitstisch zun aufstellen/tables sur pieds en pièce detachées

SENZA ALZATINA / without upstand / ohne aufkantung / sans dossieret
SENZA RIPIANO / without shelf / ohne grundboden / sans étagère basse



TAVOLI
TABLES / ARBEITSTISCHE / TABLES

TAVOLO CHEF VASCA A DESTRA

BOWL ON THE RIGHT
BECKEN RECHTS
BAC À DROITE



| | MODELLO | DIMENSIONI cm | VASCHE/BOWL cm | Euro | Kg |
|----|---------------|---------------|----------------|----------|----|
| | | L x P x H | L x P x H | | |
| 60 | DSTLGSR1VD076 | 70 x 60 x 85 | 40 x 40 x 20 | 704,00 | 18 |
| | DSTLGSR1VD096 | 90 x 60 x 85 | 40 x 40 x 20 | 734,00 | 21 |
| | DSTLGSR1VD106 | 100 x 60 x 85 | 40 x 40 x 20 | 751,00 | 23 |
| | DSTLGSR1VD126 | 120 x 60 x 85 | 40 x 40 x 20 | 775,00 | 27 |
| | DSTLGSR1VD146 | 140 x 60 x 85 | 40 x 40 x 20 | 818,00 | 32 |
| | DSTLGSR1VD166 | 160 x 60 x 85 | 40 x 40 x 20 | 853,00 | 36 |
| | DSTLGSR1VD186 | 180 x 60 x 85 | 40 x 40 x 20 | 896,00 | 39 |
| | DSTLGSR1VD206 | 200 x 60 x 85 | 40 x 40 x 20 | 944,00 | 43 |
| 70 | DSTLGSR1VD077 | 70 x 70 x 85 | 40 x 40 x 20 | 753,00 | 20 |
| | DSTLGSR1VD097 | 90 x 70 x 85 | 40 x 40 x 20 | 780,00 | 24 |
| | DSTLGSR1VD107 | 100 x 70 x 85 | 40 x 40 x 20 | 799,00 | 27 |
| | DSTLGSR1VD127 | 120 x 70 x 85 | 40 x 40 x 20 | 829,00 | 32 |
| | DSTLGSR1VD147 | 140 x 70 x 85 | 40 x 40 x 20 | 866,00 | 37 |
| | DSTLGSR1VD167 | 160 x 70 x 85 | 40 x 40 x 20 | 917,00 | 42 |
| | DSTLGSR1VD187 | 180 x 70 x 85 | 40 x 40 x 20 | 944,00 | 46 |
| | DSTLGSR1VD207 | 200 x 70 x 85 | 40 x 40 x 20 | 993,00 | 50 |
| 80 | DSTLGSR1VD078 | 70 x 80 x 85 | 40 x 40 x 20 | 799,00 | 21 |
| | DSTLGSR1VD098 | 90 x 80 x 85 | 40 x 40 x 20 | 823,00 | 25 |
| | DSTLGSR1VD108 | 100 x 80 x 85 | 40 x 40 x 20 | 847,00 | 28 |
| | DSTLGSR1VD128 | 120 x 80 x 85 | 40 x 40 x 20 | 883,00 | 34 |
| | DSTLGSR1VD148 | 140 x 80 x 85 | 40 x 40 x 20 | 926,00 | 40 |
| | DSTLGSR1VD168 | 160 x 80 x 85 | 40 x 40 x 20 | 966,00 | 46 |
| | DSTLGSR1VD188 | 180 x 80 x 85 | 40 x 40 x 20 | 1.015,00 | 52 |
| | DSTLGSR1VD208 | 200 x 80 x 85 | 40 x 40 x 20 | 1.065,00 | 57 |

SU RICHIESTA
On Request
Auf Anfrage
Sur Demande

FORO SCARICO RIFIUTI (Ø 22 Euro 173,00)
waste hole (Ø 22 Euro 173,00)
abfallschacht (Ø 22 Euro 173,00)
trou vide-deche (Ø 22 Euro 173,00)

TAVOLI SU GAMBE FORNITI SMONTATI
tables on legs are dissembled/Arbeitstisch zun aufstellen/tables sur pieds en pièce detachées

SENZA ALZATINA / without upstand / ohne aufkantung / sans dossieret
SENZA RIPIANO / without shelf / ohne grundboden / sans étagère basse



TAVOLI
TABLES / ARBEITSTISCHE / TABLES

TAVOLO CHEF VASCA A SINISTRA

BOWL ON THE LEFT
BECKEN LINKS
BAC À GAUCHE



| | MODELLO | DIMENSIONI cm | VASCHE/BOWL cm | Euro | Kg |
|----|----------------|---------------|----------------|----------|----|
| | | L x P x H | L x P x H | | |
| 60 | DSTLGSR1VS076A | 70 x 60 x 85 | 40 x 40 x 20 | 740,00 | 19 |
| | DSTLGSR1VS096A | 90 x 60 x 85 | 40 x 40 x 20 | 772,00 | 22 |
| | DSTLGSR1VS106A | 100 x 60 x 85 | 40 x 40 x 20 | 801,00 | 24 |
| | DSTLGSR1VS126A | 120 x 60 x 85 | 40 x 40 x 20 | 823,00 | 29 |
| | DSTLGSR1VS146A | 140 x 60 x 85 | 40 x 40 x 20 | 861,00 | 33 |
| | DSTLGSR1VS166A | 160 x 60 x 85 | 40 x 40 x 20 | 893,00 | 38 |
| | DSTLGSR1VS186A | 180 x 60 x 85 | 40 x 40 x 20 | 926,00 | 41 |
| | DSTLGSR1VS206A | 200 x 60 x 85 | 40 x 40 x 20 | 957,00 | 45 |
| 70 | DSTLGSR1VS077A | 70 x 70 x 85 | 40 x 40 x 20 | 777,00 | 21 |
| | DSTLGSR1VS097A | 90 x 70 x 85 | 40 x 40 x 20 | 807,00 | 26 |
| | DSTLGSR1VS107A | 100 x 70 x 85 | 40 x 40 x 20 | 847,00 | 28 |
| | DSTLGSR1VS127A | 120 x 70 x 85 | 40 x 40 x 20 | 868,00 | 33 |
| | DSTLGSR1VS147A | 140 x 70 x 85 | 40 x 40 x 20 | 904,00 | 39 |
| | DSTLGSR1VS167A | 160 x 70 x 85 | 40 x 40 x 20 | 937,00 | 44 |
| | DSTLGSR1VS187A | 180 x 70 x 85 | 40 x 40 x 20 | 944,00 | 48 |
| | DSTLGSR1VS207A | 200 x 70 x 85 | 40 x 40 x 20 | 1.009,00 | 53 |
| 80 | DSTLGSR1VS078A | 70 x 80 x 85 | 40 x 40 x 20 | 812,00 | 22 |
| | DSTLGSR1VS098A | 90 x 80 x 85 | 40 x 40 x 20 | 853,00 | 27 |
| | DSTLGSR1VS108A | 100 x 80 x 85 | 40 x 40 x 20 | 888,00 | 29 |
| | DSTLGSR1VS128A | 120 x 80 x 85 | 40 x 40 x 20 | 915,00 | 35 |
| | DSTLGSR1VS148A | 140 x 80 x 85 | 40 x 40 x 20 | 950,00 | 42 |
| | DSTLGSR1VS168A | 160 x 80 x 85 | 40 x 40 x 20 | 982,00 | 48 |
| | DSTLGSR1VS188A | 180 x 80 x 85 | 40 x 40 x 20 | 1.025,00 | 54 |
| | DSTLGSR1VS208A | 200 x 80 x 85 | 40 x 40 x 20 | 1.075,00 | 60 |

SU RICHIESTA
On Request
Auf Anfrage
Sur Demande

FORO SCARICO RIFIUTI (Ø 22 Euro 173,00)
waste hole (Ø 22 Euro 173,00)
abfallschacht (Ø 22 Euro 173,00)
trou vide-deche (Ø 22 Euro 173,00)

TAVOLI SU GAMBE FORNITI SMONTATI
tables on legs are dissembled/Arbeitstisch zun aufstellen/tables sur pieds en pièce detachées

CON ALZATINA / with upstand / mit aufkantung / avec dossieret
SENZA RIPIANO / without shelf / ohne grundboden / sans étagère basse



TAVOLI
TABLES / ARBEITSTISCHE / TABLES

TAVOLO CHEF VASCA A DESTRA

BOWL ON THE RIGHT
BECKEN RECHTS
BAC À DROITE



| | MODELLO | DIMENSIONI cm | VASCHE/BOWL cm | Euro | Kg |
|----|----------------|---------------|----------------|----------|----|
| | | L x P x H | L x P x H | | |
| 60 | DSTLGSR1VD076A | 70 x 60 x 85 | 40 x 40 x 20 | 740,00 | 19 |
| | DSTLGSR1VD096A | 90 x 60 x 85 | 40 x 40 x 20 | 772,00 | 22 |
| | DSTLGSR1VD106A | 100 x 60 x 85 | 40 x 40 x 20 | 801,00 | 24 |
| | DSTLGSR1VD126A | 120 x 60 x 85 | 40 x 40 x 20 | 823,00 | 29 |
| | DSTLGSR1VD146A | 140 x 60 x 85 | 40 x 40 x 20 | 861,00 | 33 |
| | DSTLGSR1VD166A | 160 x 60 x 85 | 40 x 40 x 20 | 893,00 | 38 |
| | DSTLGSR1VD186A | 180 x 60 x 85 | 40 x 40 x 20 | 926,00 | 41 |
| | DSTLGSR1VD206A | 200 x 60 x 85 | 40 x 40 x 20 | 957,00 | 45 |
| 70 | DSTLGSR1VD077A | 70 x 70 x 85 | 40 x 40 x 20 | 777,00 | 21 |
| | DSTLGSR1VD097A | 90 x 70 x 85 | 40 x 40 x 20 | 807,00 | 26 |
| | DSTLGSR1VD107A | 100 x 70 x 85 | 40 x 40 x 20 | 847,00 | 28 |
| | DSTLGSR1VD127A | 120 x 70 x 85 | 40 x 40 x 20 | 868,00 | 33 |
| | DSTLGSR1VD147A | 140 x 70 x 85 | 40 x 40 x 20 | 904,00 | 39 |
| | DSTLGSR1VD167A | 160 x 70 x 85 | 40 x 40 x 20 | 937,00 | 44 |
| | DSTLGSR1VD187A | 180 x 70 x 85 | 40 x 40 x 20 | 944,00 | 48 |
| | DSTLGSR1VD207A | 200 x 70 x 85 | 40 x 40 x 20 | 1.009,00 | 53 |
| 80 | DSTLGSR1VD078A | 70 x 80 x 85 | 40 x 40 x 20 | 812,00 | 22 |
| | DSTLGSR1VD098A | 90 x 80 x 85 | 40 x 40 x 20 | 853,00 | 27 |
| | DSTLGSR1VD108A | 100 x 80 x 85 | 40 x 40 x 20 | 888,00 | 29 |
| | DSTLGSR1VD128A | 120 x 80 x 85 | 40 x 40 x 20 | 915,00 | 35 |
| | DSTLGSR1VD148A | 140 x 80 x 85 | 40 x 40 x 20 | 950,00 | 42 |
| | DSTLGSR1VD168A | 160 x 80 x 85 | 40 x 40 x 20 | 982,00 | 48 |
| | DSTLGSR1VD188A | 180 x 80 x 85 | 40 x 40 x 20 | 1.025,00 | 54 |
| | DSTLGSR1VD208A | 200 x 80 x 85 | 40 x 40 x 20 | 1.075,00 | 60 |

SU RICHIESTA
On Request
Auf Anfrage
Sur Demande

FORO SCARICO RIFIUTI (Ø 22 Euro 173,00)
waste hole (Ø 22 Euro 173,00)
abfallschacht (Ø 22 Euro 173,00)
trou vide-deche (Ø 22 Euro 173,00)

TAVOLI SU GAMBE FORNITI SMONTATI
tables on legs are dissembled/Arbeitstisch zun aufstellen/tables sur pieds en pièce detachées

CON ALZATINA / with upstand / mit aufkantung / avec dossieret
SENZA RIPIANO / without shelf / ohne grundboden / sans étagère basse



TAVOLI
TABLES / ARBEITSTISCHE / TABLES

TAVOLO SU FIANCHI CON RIPIANO

WORK TABLES ON SIDE PANELS WITH SHELF
ARBEITSTISCHE AUF SEITENWANDE MIT EINLEGEBODEN
TABLES DE TRAVAIL SUR PANNEAUX LATERAUX AVEC ETAGERE



TAVOLO SU FIANCHI CON RIPIANO E ALZATINA

WORK TABLES ON SIDE PANELS WITH SHELF WITH UPSTAND
ARBEITSTISCHE AUF SEITENWANDE MIT EINLEGEBODEN MIT AUFKANTUNG
TABLES DE TRAVAIL SUR PANNEAUX LATERAUX AVEC ETAGERE AVEC DOSSERET



| | MODELLO | DIMENSIONI cm | Euro | Kg |
|------------|---------------|---------------|--------|----|
| | | L x P x H | | |
| 60 | DSTF 1R046 | 40 x 60 x 85 | 427,00 | 32 |
| | DSTF 1R056 | 50 x 60 x 85 | 461,00 | 36 |
| | DSTF 1R066 | 60 x 60 x 85 | 495,00 | 40 |
| | DSTF 1R076 | 70 x 60 x 85 | 523,00 | 44 |
| | DSTF 1R086 | 80 x 60 x 85 | 548,00 | 48 |
| | DSTF 1R096 | 90 x 60 x 85 | 583,00 | 52 |
| | DSTF 1R106 | 100 x 60 x 85 | 616,00 | 56 |
| | DSTF 1R116 | 110 x 60 x 85 | 647,00 | 59 |
| | DSTF 1R126 | 120 x 60 x 85 | 677,00 | 63 |
| | DSTF 1R136 | 130 x 60 x 85 | 710,00 | 67 |
| | DSTF 1R146 | 140 x 60 x 85 | 745,00 | 70 |
| | DSTF 1R156 | 150 x 60 x 85 | 779,00 | 74 |
| | DSTF 1R166 | 160 x 60 x 85 | 814,00 | 78 |
| | DSTF 1R176 | 170 x 60 x 85 | 847,00 | 82 |
| | DSTF 1R186 | 180 x 60 x 85 | 880,00 | 86 |
| | DSTF 1R196 | 190 x 60 x 85 | 931,00 | 90 |
| DSTF 1R206 | 200 x 60 x 85 | 952,00 | 95 | |
| 70 | DSTF 1R047 | 40 x 70 x 85 | 481,00 | 36 |
| | DSTF 1R057 | 50 x 70 x 85 | 500,00 | 40 |
| | DSTF 1R067 | 60 x 70 x 85 | 524,00 | 44 |
| | DSTF 1R077 | 70 x 70 x 85 | 559,00 | 48 |
| | DSTF 1R087 | 80 x 70 x 85 | 583,00 | 52 |
| | DSTF 1R097 | 90 x 70 x 85 | 618,00 | 56 |
| | DSTF 1R107 | 100 x 70 x 85 | 646,00 | 60 |
| | DSTF 1R117 | 110 x 70 x 85 | 688,00 | 63 |
| | DSTF 1R127 | 120 x 70 x 85 | 713,00 | 67 |
| | DSTF 1R137 | 130 x 70 x 85 | 713,00 | 71 |
| | DSTF 1R147 | 140 x 70 x 85 | 786,00 | 74 |
| | DSTF 1R157 | 150 x 70 x 85 | 834,00 | 78 |
| | DSTF 1R167 | 160 x 70 x 85 | 860,00 | 82 |
| | DSTF 1R177 | 170 x 70 x 85 | 900,00 | 86 |
| | DSTF 1R187 | 180 x 70 x 85 | 931,00 | 90 |
| | DSTF 1R197 | 190 x 70 x 85 | 970,00 | 94 |
| DSTF 1R207 | 200 x 70 x 85 | 1.003,00 | 99 | |

| | MODELLO | DIMENSIONI cm | Euro | Kg |
|--------------|---------------|---------------|----------|----|
| | | L x P x H | | |
| 60 | DSTF 1R046 A | 40 x 60 x 85 | 489,00 | 33 |
| | DSTF 1R056 A | 50 x 60 x 85 | 513,00 | 37 |
| | DSTF 1R066 A | 60 x 60 x 85 | 536,00 | 41 |
| | DSTF 1R076 A | 70 x 60 x 85 | 565,00 | 45 |
| | DSTF 1R086 A | 80 x 60 x 85 | 594,00 | 49 |
| | DSTF 1R096 A | 90 x 60 x 85 | 640,00 | 53 |
| | DSTF 1R106 A | 100 x 60 x 85 | 665,00 | 57 |
| | DSTF 1R116 A | 110 x 60 x 85 | 704,00 | 60 |
| | DSTF 1R126 A | 120 x 60 x 85 | 733,00 | 64 |
| | DSTF 1R136 A | 130 x 60 x 85 | 777,00 | 68 |
| | DSTF 1R146 A | 140 x 60 x 85 | 805,00 | 71 |
| | DSTF 1R156 A | 150 x 60 x 85 | 850,00 | 75 |
| | DSTF 1R166 A | 160 x 60 x 85 | 878,00 | 79 |
| | DSTF 1R176 A | 170 x 60 x 85 | 922,00 | 83 |
| | DSTF 1R186 A | 180 x 60 x 85 | 967,00 | 87 |
| | DSTF 1R196 A | 190 x 60 x 85 | 1.001,00 | 91 |
| DSTF 1R206 A | 200 x 60 x 85 | 1.026,00 | 96 | |
| 70 | DSTF 1R047 A | 40 x 70 x 85 | 521,00 | 37 |
| | DSTF 1R057 A | 50 x 70 x 85 | 542,00 | 41 |
| | DSTF 1R067 A | 60 x 70 x 85 | 565,00 | 45 |
| | DSTF 1R077 A | 70 x 70 x 85 | 608,00 | 49 |
| | DSTF 1R087 A | 80 x 70 x 85 | 631,00 | 53 |
| | DSTF 1R097 A | 90 x 70 x 85 | 673,00 | 57 |
| | DSTF 1R107 A | 100 x 70 x 85 | 697,00 | 61 |
| | DSTF 1R117 A | 110 x 70 x 85 | 744,00 | 64 |
| | DSTF 1R127 A | 120 x 70 x 85 | 773,00 | 68 |
| | DSTF 1R137 A | 130 x 70 x 85 | 820,00 | 72 |
| | DSTF 1R147 A | 140 x 70 x 85 | 849,00 | 75 |
| | DSTF 1R157 A | 150 x 70 x 85 | 897,00 | 79 |
| | DSTF 1R167 A | 160 x 70 x 85 | 927,00 | 83 |
| | DSTF 1R177 A | 170 x 70 x 85 | 979,00 | 87 |
| | DSTF 1R187 A | 180 x 70 x 85 | 1.003,00 | 91 |
| | DSTF 1R197 A | 190 x 70 x 85 | 1.042,00 | 95 |
| DSTF 1R207 A | 200 x 70 x 85 | 1.088,00 | 100 | |

TAVOLI
TABLES / ARBEITSTISCHE / TABLES

TAVOLO SU FIANCHI CON 2 RIPIANI

WORK TABLES ON SIDE PANELS WITH 2 SHELVES
ARBEITSTISCHE AUF SEITENWANDE MIT 2 EINLEGEBODEN
TABLES DE TRAVAIL SUR PANNEAUX LATERAUX AVEC 2 ETAGERES



TAVOLO SU FIANCHI CON 2 RIPIANI E ALZATINA

WORK TABLES ON SIDE PANELS WITH 2 SHELVES AND UPSTAND
ARBEITSTISCHE AUF SEITENWANDE MIT 2 EINLEGEBODEN UND AUFKANTUNG
ABLES DE TRAVAIL SUR PANNEAUX LATERAUX AVEC 2 ETAGERES ET DOSSERET



| | MODELLO | DIMENSIONI cm | Euro | Kg |
|------------|---------------|---------------|----------|----|
| | | L x P x H | | |
| 60 | DSTF 2R046 | 40 x 60 x 85 | 491,00 | 35 |
| | DSTF 2R056 | 50 x 60 x 85 | 531,00 | 39 |
| | DSTF 2R066 | 60 x 60 x 85 | 568,00 | 43 |
| | DSTF 2R076 | 70 x 60 x 85 | 600,00 | 47 |
| | DSTF 2R086 | 80 x 60 x 85 | 631,00 | 51 |
| | DSTF 2R096 | 90 x 60 x 85 | 670,00 | 55 |
| | DSTF 2R106 | 100 x 60 x 85 | 709,00 | 59 |
| | DSTF 2R116 | 110 x 60 x 85 | 745,00 | 62 |
| | DSTF 2R126 | 120 x 60 x 85 | 778,00 | 66 |
| | DSTF 1R136 | 130 x 60 x 85 | 817,00 | 70 |
| | DSTF 2R146 | 140 x 60 x 85 | 855,00 | 73 |
| | DSTF 2R156 | 150 x 60 x 85 | 896,00 | 77 |
| | DSTF 2R166 | 160 x 60 x 85 | 937,00 | 81 |
| | DSTF 2R176 | 170 x 60 x 85 | 974,00 | 85 |
| | DSTF 2R186 | 180 x 60 x 85 | 1.011,00 | 89 |
| | DSTF 2R196 | 190 x 60 x 85 | 1.070,00 | 93 |
| DSTF 2R206 | 200 x 60 x 85 | 1.095,00 | 98 | |
| 70 | DSTF 2R047 | 40 x 70 x 85 | 553,00 | 39 |
| | DSTF 2R057 | 50 x 70 x 85 | 575,00 | 43 |
| | DSTF 2R067 | 60 x 70 x 85 | 603,00 | 47 |
| | DSTF 2R077 | 70 x 70 x 85 | 643,00 | 51 |
| | DSTF 2R087 | 80 x 70 x 85 | 670,00 | 55 |
| | DSTF 2R097 | 90 x 70 x 85 | 710,00 | 59 |
| | DSTF 2R107 | 100 x 70 x 85 | 744,00 | 63 |
| | DSTF 2R117 | 110 x 70 x 85 | 792,00 | 66 |
| | DSTF 2R127 | 120 x 70 x 85 | 821,00 | 70 |
| | DSTF 2R137 | 130 x 70 x 85 | 866,00 | 74 |
| | DSTF 2R147 | 140 x 70 x 85 | 905,00 | 77 |
| | DSTF 2R157 | 150 x 70 x 85 | 959,00 | 81 |
| | DSTF 2R167 | 160 x 70 x 85 | 988,00 | 85 |
| | DSTF 2R177 | 170 x 70 x 85 | 1.036,00 | 89 |
| | DSTF 2R187 | 180 x 70 x 85 | 1.071,00 | 93 |
| | DSTF 2R197 | 190 x 70 x 85 | 1.116,00 | 97 |
| DSTF 2R207 | 200 x 70 x 85 | 1.152,00 | 102 | |

| | MODELLO | DIMENSIONI cm | Euro | Kg |
|--------------|---------------|---------------|----------|----|
| | | L x P x H | | |
| 60 | DSTF 2R046 A | 40 x 60 x 85 | 561,00 | 36 |
| | DSTF 2R056 A | 50 x 60 x 85 | 590,00 | 40 |
| | DSTF 2R066 A | 60 x 60 x 85 | 615,00 | 44 |
| | DSTF 2R076 A | 70 x 60 x 85 | 649,00 | 48 |
| | DSTF 2R086 A | 80 x 60 x 85 | 684,00 | 52 |
| | DSTF 2R096 A | 90 x 60 x 85 | 735,00 | 56 |
| | DSTF 2R106 A | 100 x 60 x 85 | 765,00 | 60 |
| | DSTF 2R116 A | 110 x 60 x 85 | 737,00 | 63 |
| | DSTF 2R126 A | 120 x 60 x 85 | 843,00 | 67 |
| | DSTF 2R136 A | 130 x 60 x 85 | 894,00 | 71 |
| | DSTF 2R146 A | 140 x 60 x 85 | 927,00 | 74 |
| | DSTF 2R156 A | 150 x 60 x 85 | 978,00 | 78 |
| | DSTF 2R166 A | 160 x 60 x 85 | 1.010,00 | 82 |
| | DSTF 2R176 A | 170 x 60 x 85 | 1.061,00 | 86 |
| | DSTF 2R186 A | 180 x 60 x 85 | 1.114,00 | 90 |
| | DSTF 2R196 A | 190 x 60 x 85 | 1.151,00 | 94 |
| DSTF 2R206 A | 200 x 60 x 85 | 1.179,00 | 99 | |
| 70 | DSTF 2R047 A | 40 x 70 x 85 | 599,00 | 40 |
| | DSTF 2R057 A | 50 x 70 x 85 | 623,00 | 44 |
| | DSTF 2R067 A | 60 x 70 x 85 | 649,00 | 48 |
| | DSTF 2R077 A | 70 x 70 x 85 | 698,00 | 52 |
| | DSTF 2R087 A | 80 x 70 x 85 | 724,00 | 56 |
| | DSTF 2R097 A | 90 x 70 x 85 | 774,00 | 60 |
| | DSTF 2R107 A | 100 x 70 x 85 | 801,00 | 64 |
| | DSTF 2R117 A | 110 x 70 x 85 | 855,00 | 67 |
| | DSTF 2R127 A | 120 x 70 x 85 | 889,00 | 71 |
| | DSTF 2R137 A | 130 x 70 x 85 | 942,00 | 75 |
| | DSTF 2R147 A | 140 x 70 x 85 | 976,00 | 78 |
| | DSTF 2R157 A | 150 x 70 x 85 | 1.032,00 | 82 |
| | DSTF 2R167 A | 160 x 70 x 85 | 1.064,00 | 86 |
| | DSTF 2R177 A | 170 x 70 x 85 | 1.126,00 | 90 |
| | DSTF 2R187 A | 180 x 70 x 85 | 1.152,00 | 94 |
| | DSTF 2R197 A | 190 x 70 x 85 | 1.197,00 | 98 |
| DSTF 2R207 A | 200 x 70 x 85 | 1.251,00 | 103 | |

TAVOLI
TABLES / ARBEITSTISCHE / TABLES

TAVOLO A GIORNO CON RIPIANO INTERNO

OPEN CABINETS WITH INNER SHELF
OFFENE MIT EINLEGEBODEN
ARMOIRE OUVERET AVEC ÉTAGÈRE INTERNE



TAVOLO A GIORNO CON RIPIANO INTERNO E ALZATINA

OPEN CABINETS WITH INNER SHELF AND UPSTAND
OFFENE MIT EINLEGEBODEN UND AUFKANTUNG
ARMOIRE OUVERET AVEC ÉTAGÈRE INTERNE ET DOSSERET



| | MODELLO | DIMENSIONI cm | Euro | Kg |
|-----------|---------------|---------------|----------|-----|
| | | L x P x H | | |
| 60 | DSTAG 106 | 100 x 60 x 85 | 779,00 | 62 |
| | DSTAG 116 | 110 x 60 x 85 | 819,00 | 65 |
| | DSTAG 126 | 120 x 60 x 85 | 855,00 | 69 |
| | DSTAG 136 | 130 x 60 x 85 | 897,00 | 73 |
| | DSTAG 146 | 140 x 60 x 85 | 941,00 | 76 |
| | DSTAG 156 | 150 x 60 x 85 | 986,00 | 80 |
| | DSTAG 166 | 160 x 60 x 85 | 1.030,00 | 84 |
| | DSTAG 176 | 170 x 60 x 85 | 1.071,00 | 88 |
| | DSTAG 186 | 180 x 60 x 85 | 1.113,00 | 92 |
| | DSTAG 196 | 190 x 60 x 85 | 1.175,00 | 96 |
| DSTAG 206 | 200 x 60 x 85 | 1.204,00 | 101 | |
| 70 | DSTAG 107 | 100 x 70 x 85 | 818,00 | 66 |
| | DSTAG 117 | 110 x 70 x 85 | 872,00 | 69 |
| | DSTAG 127 | 120 x 70 x 85 | 904,00 | 73 |
| | DSTAG 137 | 130 x 70 x 85 | 953,00 | 77 |
| | DSTAG 147 | 140 x 70 x 85 | 994,00 | 80 |
| | DSTAG 157 | 150 x 70 x 85 | 1.054,00 | 84 |
| | DSTAG 167 | 160 x 70 x 85 | 1.088,00 | 88 |
| | DSTAG 177 | 170 x 70 x 85 | 1.140,00 | 92 |
| | DSTAG 187 | 180 x 70 x 85 | 1.176,00 | 96 |
| | DSTAG 197 | 190 x 70 x 85 | 1.228,00 | 100 |
| DSTAG 207 | 200 x 70 x 85 | 1.268,00 | 105 | |

| | MODELLO | DIMENSIONI cm | Euro | Kg |
|------------|---------------|---------------|----------|-----|
| | | L x P x H | | |
| 60 | DSTAG 106A | 100 x 60 x 85 | 841,00 | 63 |
| | DSTAG 116A | 110 x 60 x 85 | 891,00 | 66 |
| | DSTAG 126A | 120 x 60 x 85 | 928,00 | 70 |
| | DSTAG 136A | 130 x 60 x 85 | 983,00 | 74 |
| | DSTAG 146A | 140 x 60 x 85 | 1.019,00 | 77 |
| | DSTAG 156A | 150 x 60 x 85 | 1.076,00 | 81 |
| | DSTAG 166A | 160 x 60 x 85 | 1.113,00 | 85 |
| | DSTAG 176A | 170 x 60 x 85 | 1.168,00 | 89 |
| | DSTAG 186A | 180 x 60 x 85 | 1.225,00 | 93 |
| | DSTAG 196A | 190 x 60 x 85 | 1.157,00 | 97 |
| DSTAG 206A | 200 x 60 x 85 | 1.297,00 | 102 | |
| 70 | DSTAG 107A | 100 x 70 x 85 | 882,00 | 67 |
| | DSTAG 117A | 110 x 70 x 85 | 941,00 | 70 |
| | DSTAG 127A | 120 x 70 x 85 | 978,00 | 74 |
| | DSTAG 137A | 130 x 70 x 85 | 1.037,00 | 78 |
| | DSTAG 147A | 140 x 70 x 85 | 1.074,00 | 81 |
| | DSTAG 157A | 150 x 70 x 85 | 1.137,00 | 85 |
| | DSTAG 167A | 160 x 70 x 85 | 1.174,00 | 89 |
| | DSTAG 177A | 170 x 70 x 85 | 1.238,00 | 93 |
| | DSTAG 187A | 180 x 70 x 85 | 1.268,00 | 97 |
| | DSTAG 197A | 190 x 70 x 85 | 1.317,00 | 101 |
| DSTAG 207A | 200 x 70 x 85 | 1.375,00 | 106 | |

TAVOLI
TABLES / ARBEITSTISCHE / TABLES

TAVOLO A GIORNO CON CASSETTI

OPEN CABINETS WITH DRAWERS
OFFENE MIT SHUBLADEN
AMOIRE OUVERET AVEC TIROIRS



TAVOLO A GIORNO CON CASSETTI E ALZATINA

OPEN CABINETS WITH DRAWERS AND UPSTAND
OFFENE MIT SHUBLADEN UND AUFKANTUNG
AMOIRE OUVERET AVEC TIROIRS ET DOSSERET



| 60 | MODELLO | DIMENSIONI cm | Euro | Kg | |
|----|-------------|---------------|----------|-----|----|
| | | L x P x H | | | |
| | DSTAG2C 106 | 100 x 60 x 85 | 1.324,00 | 68 | *2 |
| | DSTAG2C 126 | 120 x 60 x 85 | 1.454,00 | 75 | *2 |
| | DSTAG3C 146 | 140 x 60 x 85 | 1.599,00 | 84 | *3 |
| | DSTAG3C 166 | 160 x 60 x 85 | 1.749,00 | 93 | *3 |
| | DSTAG4C 186 | 180 x 60 x 85 | 1.889,00 | 104 | *4 |
| | DSTAG4C 206 | 200 x 60 x 85 | 2.044,00 | 113 | *4 |
| 70 | DSTAG2C 107 | 100 x 70 x 85 | 1.389,00 | 72 | *2 |
| | DSTAG2C 127 | 120 x 70 x 85 | 1.534,00 | 79 | *2 |
| | DSTAG3C 147 | 140 x 70 x 85 | 1.690,00 | 89 | *3 |
| | DSTAG3C 167 | 160 x 70 x 85 | 1.847,00 | 97 | *3 |
| | DSTAG4C 187 | 180 x 70 x 85 | 1.999,00 | 108 | *4 |
| | DSTAG4C 207 | 200 x 70 x 85 | 2.154,00 | 117 | *4 |

| 60 | MODELLO | DIMENSIONI cm | Euro | Kg | |
|----|--------------|---------------|----------|-----|----|
| | | L x P x H | | | |
| | DSTAG2C 106A | 100 x 60 x 85 | 1.427,00 | 69 | *2 |
| | DSTAG2C 126A | 120 x 60 x 85 | 1.576,00 | 76 | *2 |
| | DSTAG3C 146A | 140 x 60 x 85 | 1.730,00 | 86 | *3 |
| | DSTAG3C 166A | 160 x 60 x 85 | 1.889,00 | 94 | *3 |
| | DSTAG4C 186A | 180 x 60 x 85 | 2.083,00 | 105 | *4 |
| | DSTAG4C 206A | 200 x 60 x 85 | 2.205,00 | 114 | *4 |
| 70 | DSTAG2C 107A | 100 x 70 x 85 | 1.498,00 | 73 | *2 |
| | DSTAG2C 127A | 120 x 70 x 85 | 1.663,00 | 80 | *2 |
| | DSTAG3C 147A | 140 x 70 x 85 | 1.824,00 | 90 | *3 |
| | DSTAG3C 167A | 160 x 70 x 85 | 1.996,00 | 98 | *3 |
| | DSTAG4C 187A | 180 x 70 x 85 | 2.155,00 | 110 | *4 |
| | DSTAG4C 207A | 200 x 70 x 85 | 2.338,00 | 118 | *4 |

* N. CASSETTI /*drawers n./*shubluden nr. /*tiroirs n.

TAVOLI
TABLES / ARBEITSTISCHE / TABLES

TAVOLO A GIORNO CON 3 CASSETTI DX

OPEN CABINETS WITH 3 DRAWERS RIGHT
OFFENE MIT 3 SHUBLADEN RECHTS
AMOIRE OUVERET AVEC 3 TIROIRS A DROIT



TAVOLO A GIORNO CON 3 CASSETTI DX E ALZATINA

OPEN CABINETS WITH 3 DRAWERS RIGHT AND UPSTAND
OFFENE MIT 3 SHUBLADEN RECHTS UND AUFKANTUNG
AMOIRE OUVERET AVEC 3 TIROIRS A DROIT ET DOSSERET



| | MODELLO | DIMENSIONI cm | Euro | Kg |
|-------------|-------------|---------------|---------------|----------|
| | | L x P x H | | |
| 60 | DSTAGCD 106 | 100 x 60 x 85 | 1.159,00 | 84 |
| | DSTAGCD 126 | 120 x 60 x 85 | 1.221,00 | 91 |
| | DSTAGCD 146 | 140 x 60 x 85 | 1.335,00 | 98 |
| | DSTAGCD 156 | 150 x 60 x 85 | 1.412,00 | 102 |
| | DSTAGCD166 | 160 x 60 x 85 | 1.527,00 | 106 |
| | DSTAGCD 176 | 170 x 60 x 85 | 1.614,00 | 111 |
| | DSTAGCD 186 | 180 x 60 x 85 | 1.703,00 | 115 |
| | DSTAGCD 196 | 190 x 60 x 85 | 1.800,00 | 120 |
| | DSTAGCD 206 | 200 x 60 x 85 | 1.888,00 | 125 |
| | DSTAGCD 216 | 210 x 60 x 85 | 2.007,00 | 130 |
| | DSTAGCD 226 | 220 x 60 x 85 | 2.123,00 | 135 |
| | DSTAGCD 236 | 230 x 60 x 85 | 2.260,00 | 140 |
| | DSTAGCD 246 | 240 x 60 x 85 | 2.414,00 | 145 |
| | 70 | DSTAGCD 107 | 100 x 70 x 85 | 1.314,00 |
| DSTAGCD 127 | | 120 x 70 x 85 | 1.375,00 | 95 |
| DSTAGCD 147 | | 140 x 70 x 85 | 1.439,00 | 102 |
| DSTAGCD 157 | | 150 x 70 x 85 | 1.507,00 | 106 |
| DSTAGCD 167 | | 160 x 70 x 85 | 1.581,00 | 110 |
| DSTAGCD 177 | | 170 x 70 x 85 | 1.656,00 | 115 |
| DSTAGCD 187 | | 180 x 70 x 85 | 1.735,00 | 119 |
| DSTAGCD 197 | | 190 x 70 x 85 | 1.851,00 | 124 |
| DSTAGCD 207 | | 200 x 70 x 85 | 1.976,00 | 129 |
| DSTAGCD 217 | | 210 x 70 x 85 | 2.090,00 | 134 |
| DSTAGCD 227 | | 220 x 70 x 85 | 2.238,00 | 139 |
| DSTAGCD 237 | | 230 x 70 x 85 | 2.375,00 | 144 |
| DSTAGCD 247 | | 240 x 70 x 85 | 2.537,00 | 149 |

| | MODELLO | DIMENSIONI cm | Euro | Kg |
|--------------|--------------|---------------|---------------|----------|
| | | L x P x H | | |
| 60 | DSTAGCD 106A | 100 x 60 x 85 | 1.268,00 | 85 |
| | DSTAGCD 126A | 120 x 60 x 85 | 1.342,00 | 92 |
| | DSTAGCD 146A | 140 x 60 x 85 | 1.419,00 | 99 |
| | DSTAGCD 156A | 150 x 60 x 85 | 1.501,00 | 103 |
| | DSTAGCD166A | 160 x 60 x 85 | 1.590,00 | 107 |
| | DSTAGCD 176A | 170 x 60 x 85 | 1.681,00 | 112 |
| | DSTAGCD 186A | 180 x 60 x 85 | 1.773,00 | 116 |
| | DSTAGCD 196A | 190 x 60 x 85 | 1.875,00 | 121 |
| | DSTAGCD 206A | 200 x 60 x 85 | 1.976,00 | 126 |
| | DSTAGCD 216A | 210 x 60 x 85 | 2.082,00 | 131 |
| | DSTAGCD 226A | 220 x 60 x 85 | 2.198,00 | 136 |
| | DSTAGCD 236A | 230 x 60 x 85 | 2.332,00 | 141 |
| | DSTAGCD 246A | 240 x 60 x 85 | 2.494,00 | 146 |
| | 70 | DSTAGCD 107A | 100 x 70 x 85 | 1.330,00 |
| DSTAGCD 127A | | 120 x 70 x 85 | 1.389,00 | 96 |
| DSTAGCD 147A | | 140 x 70 x 85 | 1.467,00 | 103 |
| DSTAGCD 157A | | 150 x 70 x 85 | 1.551,00 | 107 |
| DSTAGCD 167A | | 160 x 70 x 85 | 1.645,00 | 111 |
| DSTAGCD 177A | | 170 x 70 x 85 | 1.741,00 | 116 |
| DSTAGCD 187A | | 180 x 70 x 85 | 1.837,00 | 120 |
| DSTAGCD 197A | | 190 x 70 x 85 | 1.943,00 | 125 |
| DSTAGCD 207A | | 200 x 70 x 85 | 2.048,00 | 130 |
| DSTAGCD 217A | | 210 x 70 x 85 | 2.164,00 | 135 |
| DSTAGCD 227A | | 220 x 70 x 85 | 2.294,00 | 140 |
| DSTAGCD 237A | | 230 x 70 x 85 | 2.434,00 | 145 |
| DSTAGCD 247A | | 240 x 70 x 85 | 2.595,00 | 150 |

TAVOLI
TABLES / ARBEITSTISCHE / TABLES

TAVOLO A GIORNO CON 3 CASSETTI SX

OPEN CABINETS WITH 3 DRAWERS LEFT
OFFENE MIT 3 SHUBLADEN LINKS
AMOIRE OUVERT AVEC 3 TIROIRS A' GAUCHE



TAVOLO A GIORNO CON 3 CASSETTI SX E ALZATINA

OPEN CABINETS WITH 3 DRAWERS LEFT AND UPSTAND
OFFENE MIT 3 SHUBLADEN LINKS UND AUFKANTUNG
AMOIRE OUVERT AVEC 3 TIROIRS A'GAUCHE ET DOSSERET



| | MODELLO | DIMENSIONI cm | Euro | Kg |
|-------------|-------------|---------------|---------------|----------|
| | | L x P x H | | |
| 60 | DSTAGCS 106 | 100 x 60 x 85 | 1.159,00 | 84 |
| | DSTAGCS 126 | 120 x 60 x 85 | 1.221,00 | 91 |
| | DSTAGCS 146 | 140 x 60 x 85 | 1.335,00 | 98 |
| | DSTAGCS 156 | 150 x 60 x 85 | 1.412,00 | 102 |
| | DSTAGCS166 | 160 x 60 x 85 | 1.527,00 | 106 |
| | DSTAGCS 176 | 170 x 60 x 85 | 1.614,00 | 111 |
| | DSTAGCS 186 | 180 x 60 x 85 | 1.703,00 | 115 |
| | DSTAGCS 196 | 190 x 60 x 85 | 1.800,00 | 120 |
| | DSTAGCS 206 | 200 x 60 x 85 | 1.888,00 | 125 |
| | DSTAGCS 216 | 210 x 60 x 85 | 2.007,00 | 130 |
| | DSTAGCS 226 | 220 x 60 x 85 | 2.123,00 | 135 |
| | DSTAGCS 236 | 230 x 60 x 85 | 2.260,00 | 140 |
| | DSTAGCS 246 | 240 x 60 x 85 | 2.414,00 | 145 |
| | 70 | DSTAGCS 107 | 100 x 70 x 85 | 1.314,00 |
| DSTAGCS 127 | | 120 x 70 x 85 | 1.375,00 | 95 |
| DSTAGCS 147 | | 140 x 70 x 85 | 1.439,00 | 102 |
| DSTAGCS 157 | | 150 x 70 x 85 | 1.507,00 | 106 |
| DSTAGCS 167 | | 160 x 70 x 85 | 1.581,00 | 110 |
| DSTAGCS 177 | | 170 x 70 x 85 | 1.656,00 | 115 |
| DSTAGCS 187 | | 180 x 70 x 85 | 1.735,00 | 119 |
| DSTAGCS 197 | | 190 x 70 x 85 | 1.851,00 | 124 |
| DSTAGCS 207 | | 200 x 70 x 85 | 1.976,00 | 129 |
| DSTAGCS 217 | | 210 x 70 x 85 | 2.090,00 | 134 |
| DSTAGCS 227 | | 220 x 70 x 85 | 2.238,00 | 139 |
| DSTAGCS 237 | | 230 x 70 x 85 | 2.375,00 | 144 |
| DSTAGCS 247 | | 240 x 70 x 85 | 2.537,00 | 149 |

| | MODELLO | DIMENSIONI cm | Euro | Kg |
|--------------|--------------|---------------|---------------|----------|
| | | L x P x H | | |
| 60 | DSTAGCS 106A | 100 x 60 x 85 | 1.268,00 | 85 |
| | DSTAGCS 126A | 120 x 60 x 85 | 1.342,00 | 92 |
| | DSTAGCS 146A | 140 x 60 x 85 | 1.419,00 | 99 |
| | DSTAGCS 156A | 150 x 60 x 85 | 1.501,00 | 103 |
| | DSTAGCS166A | 160 x 60 x 85 | 1.590,00 | 107 |
| | DSTAGCS 176A | 170 x 60 x 85 | 1.681,00 | 112 |
| | DSTAGCS 186A | 180 x 60 x 85 | 1.773,00 | 116 |
| | DSTAGCS 196A | 190 x 60 x 85 | 1.875,00 | 121 |
| | DSTAGCS 206A | 200 x 60 x 85 | 1.976,00 | 126 |
| | DSTAGCS 216A | 210 x 60 x 85 | 2.082,00 | 131 |
| | DSTAGCS 226A | 220 x 60 x 85 | 2.198,00 | 136 |
| | DSTAGCS 236A | 230 x 60 x 85 | 2.332,00 | 141 |
| | DSTAGCS 246A | 240 x 60 x 85 | 2.494,00 | 146 |
| | 70 | DSTAGCS 107A | 100 x 70 x 85 | 1.330,00 |
| DSTAGCS 127A | | 120 x 70 x 85 | 1.389,00 | 96 |
| DSTAGCS 147A | | 140 x 70 x 85 | 1.467,00 | 103 |
| DSTAGCS 157A | | 150 x 70 x 85 | 1.551,00 | 107 |
| DSTAGCS 167A | | 160 x 70 x 85 | 1.645,00 | 111 |
| DSTAGCS 177A | | 170 x 70 x 85 | 1.741,00 | 116 |
| DSTAGCS 187A | | 180 x 70 x 85 | 1.837,00 | 120 |
| DSTAGCS 197A | | 190 x 70 x 85 | 1.943,00 | 125 |
| DSTAGCS 207A | | 200 x 70 x 85 | 2.048,00 | 130 |
| DSTAGCS 217A | | 210 x 70 x 85 | 2.164,00 | 135 |
| DSTAGCS 227A | | 220 x 70 x 85 | 2.294,00 | 140 |
| DSTAGCS 237A | | 230 x 70 x 85 | 2.434,00 | 145 |
| DSTAGCS 247A | | 240 x 70 x 85 | 2.595,00 | 150 |

TAVOLI
TABLES / ARBEITSTISCHE / TABLES

TAVOLO ARMADIATO CON PORTE SCORREVOLI

CABINET WITH SLIDING DOORS
SCHRANKTISCHE MIT SCHIEBETUREN
TABLES ARMOIRES AVEC PORTES A'COULISSE



TAVOLO ARMADIATO CON PORTE SCORREVOLI E ALZATINA

CABINET WITH SLIDING DOORS WITH UPSTAND
SCHRANKTISCHE MIT SCHIEBETUREN MIT AUFKANTUNG
TABLES ARMOIRES AVEC PORTES A'COULISSE AVEC DOSSERET



| | MODELLO | DIMENSIONI cm | Euro | Kg |
|----|------------|---------------|----------|-----|
| | | L x P x H | | |
| 60 | DSTAPB 066 | *60 x 60 x 85 | 697,00 | 55 |
| | DSTAPB 086 | *80 x 60 x 85 | 739,00 | 60 |
| | DSTA 106 | 100 x 60 x 85 | 824,00 | 69 |
| | DSTA 116 | 110 x 60 x 85 | 873,00 | 73 |
| | DSTA 126 | 120 x 60 x 85 | 920,00 | 75 |
| | DSTA 136 | 130 x 60 x 85 | 956,00 | 81 |
| | DSTA 146 | 140 x 60 x 85 | 993,00 | 84 |
| | DSTA 156 | 150 x 60 x 85 | 1.049,00 | 88 |
| | DSTA 166 | 160 x 60 x 85 | 1.104,00 | 92 |
| | DSTA 176 | 170 x 60 x 85 | 1.169,00 | 96 |
| | DSTA 186 | 180 x 60 x 85 | 1.235,00 | 100 |
| | DSTA 196 | 190 x 60 x 85 | 2.607,00 | 103 |
| | DSTA 206 | 200 x 60 x 85 | 1.374,00 | 106 |
| 70 | DSTAPB 067 | *60 x 70 x 85 | 729,00 | 58 |
| | DSTAPB 087 | *80 x 70 x 85 | 763,00 | 61 |
| | DSTA 107 | 100 x 70 x 85 | 853,00 | 72 |
| | DSTA 117 | 110 x 70 x 85 | 901,00 | 76 |
| | DSTA 127 | 120 x 70 x 85 | 952,00 | 80 |
| | DSTA 137 | 130 x 70 x 85 | 989,00 | 84 |
| | DSTA 147 | 140 x 70 x 85 | 1.027,00 | 88 |
| | DSTA 157 | 150 x 70 x 85 | 1.085,00 | 92 |
| | DSTA 167 | 160 x 70 x 85 | 1.144,00 | 96 |
| | DSTA 177 | 170 x 70 x 85 | 1.210,00 | 103 |
| | DSTA 187 | 180 x 70 x 85 | 1.276,00 | 108 |
| | DSTA 197 | 190 x 70 x 85 | 1.349,00 | 113 |
| | DSTA 207 | 200 x 70 x 85 | 1.423,00 | 118 |

| | MODELLO | DIMENSIONI cm | Euro | Kg |
|----|-------------|---------------|----------|-----|
| | | L x P x H | | |
| 60 | DSTAPB 066A | *60 x 60 x 85 | 729,00 | 56 |
| | DSTAPB 086A | *80 x 60 x 85 | 774,00 | 61 |
| | DSTA 106A | 100 x 60 x 85 | 864,00 | 70 |
| | DSTA 116A | 110 x 60 x 85 | 915,00 | 74 |
| | DSTA 126A | 120 x 60 x 85 | 966,00 | 76 |
| | DSTA 136A | 130 x 60 x 85 | 1.004,00 | 82 |
| | DSTA 146A | 140 x 60 x 85 | 1.042,00 | 85 |
| | DSTA 156A | 150 x 60 x 85 | 1.099,00 | 89 |
| | DSTA 166A | 160 x 60 x 85 | 1.159,00 | 93 |
| | DSTA 176A | 170 x 60 x 85 | 1.227,00 | 97 |
| | DSTA 186A | 180 x 60 x 85 | 1.294,00 | 101 |
| | DSTA 196A | 190 x 60 x 85 | 1.368,00 | 104 |
| | DSTA 206A | 200 x 60 x 85 | 1.441,00 | 107 |
| 70 | DSTAPB 067A | *60 x 70 x 85 | 752,00 | 59 |
| | DSTAPB 087A | *80 x 70 x 85 | 800,00 | 63 |
| | DSTA 107A | 100 x 70 x 85 | 897,00 | 74 |
| | DSTA 117A | 110 x 70 x 85 | 948,00 | 78 |
| | DSTA 127A | 120 x 70 x 85 | 999,00 | 82 |
| | DSTA 137A | 130 x 70 x 85 | 1.037,00 | 86 |
| | DSTA 147A | 140 x 70 x 85 | 1.076,00 | 90 |
| | DSTA 157A | 150 x 70 x 85 | 1.139,00 | 94 |
| | DSTA 167A | 160 x 70 x 85 | 1.202,00 | 98 |
| | DSTA 177A | 170 x 70 x 85 | 1.270,00 | 105 |
| | DSTA 187A | 180 x 70 x 85 | 1.339,00 | 110 |
| | DSTA 197A | 190 x 70 x 85 | 1.416,00 | 115 |
| | DSTA 207A | 200 x 70 x 85 | 1.493,00 | 120 |

*1 PORTA BATTENTE
*1 hinged door
*1 schwingtür
*1 porte battante

SPORTELLI TAMBURATI RIMOVIBILI
removable double skin doors
herausziehente furnierte türen
porte double paroi demontable

TAVOLI
TABLES / ARBEITSTISCHE / TABLES

TAVOLO ARMADIATO PASSANTE CON PORTE SCORREVOLI SU DUE LATI

CABINET WITH SLIDING DOORS
SCHRANKTISCHE MIT SCHIEBETUREN
TABLES ARMOIRES AVEC PORTES A'COULISSE



| | MODELLO | DIMENSIONI cm | Euro | Kg |
|-----------|---------------|---------------|----------|-----|
| | | L x P x H | | |
| 60 | DSTAP 106 | 100 x 60 x 85 | 1.039,00 | 68 |
| | DSTAP 116 | 110 x 60 x 85 | 1.069,00 | 72 |
| | DSTAP 126 | 120 x 60 x 85 | 1.103,00 | 76 |
| | DSTAP 136 | 130 x 60 x 85 | 1.158,00 | 80 |
| | DSTAP 146 | 140 x 60 x 85 | 1.212,00 | 84 |
| | DSTAP 156 | 150 x 60 x 85 | 1.265,00 | 88 |
| | DSTAP 166 | 160 x 60 x 85 | 1.322,00 | 92 |
| | DSTAP 176 | 170 x 60 x 85 | 1.402,00 | 96 |
| | DSTAP 186 | 180 x 60 x 85 | 1.483,00 | 101 |
| | DSTAP 196 | 190 x 60 x 85 | 1.564,00 | 105 |
| | DSTAP 206 | 200 x 60 x 85 | 1.647,00 | 110 |
| 70 | DSTAP 107 | 100 x 70 x 85 | 1.053,00 | 70 |
| | DSTAP 117 | 110 x 70 x 85 | 1.091,00 | 74 |
| | DSTAP 127 | 120 x 70 x 85 | 1.140,00 | 78 |
| | DSTAP 137 | 130 x 70 x 85 | 1.197,00 | 82 |
| | DSTAP 147 | 140 x 70 x 85 | 1.256,00 | 86 |
| | DSTAP 157 | 150 x 70 x 85 | 1.313,00 | 90 |
| | DSTAP 167 | 160 x 70 x 85 | 1.372,00 | 94 |
| | DSTAP 177 | 170 x 70 x 85 | 1.455,00 | 98 |
| | DSTAP 187 | 180 x 70 x 85 | 1.538,00 | 403 |
| | DSTAP 197 | 190 x 70 x 85 | 1.624,00 | 107 |
| DSTAP 207 | 200 x 70 x 85 | 1.704,00 | 112 | |


SPORTELLI TAMBURATI RIMOVIBILI
removable double skin doors
herausziehente furnierte turen
porte double paroi demontable

TAVOLI ARMADIATI AD ANGOLO

CORNER CUPBOARDS / ECKUNTER SCHRANKE / TABLE ARMOIRES D'ANGLE

PORTA BATTENTE

HINGED DOOR
FLUGETURE
PORTE BATTANTE



PORTA BATTENTE E ALZATINA

HINGED DOOR WITH UPSTAND
FLUGETURE MIT AUFKANTUNG
PORTE BATTANTE AVEC DOSSERET



| | MODELLO | DIMENSIONI cm | Euro | Kg |
|----|-------------|----------------|----------|----|
| 60 | | L x P x H | | |
| | DSTAAPB 106 | 100 x 100 x 85 | 1.029,00 | 83 |
| 70 | DSTAAPB 107 | 100 x 100 x 85 | 1.061,00 | 89 |

| | MODELLO | DIMENSIONI cm | Euro | Kg |
|----|--------------|----------------|----------|----|
| 60 | | L x P x H | | |
| | DSTAAPB 106A | 100 x 100 x 85 | 1.094,00 | 85 |
| 70 | DSTAAPB 107A | 100 x 100 x 85 | 1.149,00 | 91 |

TAVOLI
TABLES / ARBEITSTISCHE / TABLES

TAVOLO ARMADIATO CON PORTE SCORREVOLI E CASSETTI

CABINET SLIDING DOORS WITH DRAWERS
SCHRANKTISCHE MIT SCHIEBETUREN MIT SHUBLADEN
TABLES ARMOIRES AVEC PORTES A'COULISSE AVEC TIROIRS



TAVOLO ARMADIATO CON PORTE SCORREVOLI CASSETTI E ALZATINA

CABINET SLIDING DOORS WITH DRAWERS AND UPSTAND
SCHRANKTISCHE MIT SCHIEBETUREN MIT SHUBLADEN UND AUFKANTUNG
TABLES ARMOIRES AVEC PORTES A'COULISSE AVEC TIROIRS ET DOSSERET



| | MODELLO | DIMENSIONI cm | Euro | Kg | |
|----|------------|---------------|----------|-----|----|
| | | L x P x H | | | |
| 60 | DSTA2C 106 | 100 x 60 x 85 | 1.521,00 | 75 | *2 |
| | DSTA2C 126 | 120 x 60 x 85 | 1.672,00 | 81 | *2 |
| | DSTA3C 146 | 140 x 60 x 85 | 1.839,00 | 93 | *3 |
| | DSTA3C 166 | 160 x 60 x 85 | 2.012,00 | 101 | *3 |
| | DSTA4C 186 | 180 x 60 x 85 | 2.174,00 | 112 | *4 |
| | DSTA4C 206 | 200 x 60 x 85 | 2.351,00 | 118 | *4 |
| 70 | DSTA2C 107 | 100 x 70 x 85 | 1.598,00 | 79 | *2 |
| | DSTA2C 127 | 120 x 70 x 85 | 1.764,00 | 87 | *2 |
| | DSTA2C 147 | 140 x 70 x 85 | 1.944,00 | 98 | *3 |
| | DSTA2C 167 | 160 x 70 x 85 | 2.125,00 | 106 | *3 |
| | DSTA2C 187 | 180 x 70 x 85 | 2.299,00 | 121 | *3 |
| | DSTA2C 207 | 200 x 70 x 85 | 2.478,00 | 131 | *4 |

| | MODELLO | DIMENSIONI cm | Euro | Kg | |
|----|-------------|---------------|----------|-----|----|
| | | L x P x H | | | |
| 60 | DSTA2C 106A | 100 x 60 x 85 | 1.641,00 | 76 | *2 |
| | DSTA2C 126A | 120 x 60 x 85 | 1.811,00 | 82 | *2 |
| | DSTA3C 146A | 140 x 60 x 85 | 1.985,00 | 94 | *3 |
| | DSTA3C 166A | 160 x 60 x 85 | 2.174,00 | 102 | *3 |
| | DSTA4C 186A | 180 x 60 x 85 | 2.395,00 | 113 | *4 |
| | DSTA4C 206A | 200 x 60 x 85 | 2.535,00 | 119 | *4 |
| 70 | DSTA2C 107A | 100 x 70 x 85 | 1.723,00 | 79 | *2 |
| | DSTA2C 127A | 120 x 70 x 85 | 1.919,00 | 87 | *2 |
| | DSTA2C 147A | 140 x 70 x 85 | 2.098,00 | 98 | *3 |
| | DSTA2C 167A | 160 x 70 x 85 | 2.296,00 | 106 | *3 |
| | DSTA2C 187A | 180 x 70 x 85 | 2.479,00 | 121 | *4 |
| | DSTA2C 207A | 200 x 70 x 85 | 2.688,00 | 131 | *4 |

* N. CASSETTI /*drawers n./*shubladen nr. /* tiroirs n.

SPORTELLI TAMBURATI RIMOVIBILI
removable double skin doors
herausziehente furnierte turen
porte double paroi demontable

TAVOLI
TABLES / ARBEITSTISCHE / TABLES

TAVOLO ARMADIATO CON PORTE SCORREVOLI E 3 CASSETTI DX

EQUIPPED CABINET WITH SLIDING DOORS WITH 3 DRAWERS RIGHT
SCHRANKTISCHE MIT AUSSTATTUNG SCHIEBETUREN MIT 3 SHUBLADEN RECHTS
TABLE ARMOIRE EQUIPPE AVEC PORTE A'COULISSE AVEC 3 TIROIRS A' DROIT



TAVOLO ARMADIATO ATTREZZATO CON PORTE SCORREVOLI CON 3 CASSETTI DX E ALZATINA

EQUIPPED CABINET WITH SLIDING DOORS WITH 3 DRAWERS RIGHT AND UPSTAND
SCHRANKTISCHE MIT AUSSTATTUNG SCHIEBETUREN MIT 3 SHUBLADEN RECHTS UND AUFKANTUNG
TABLE ARMOIRE EQUIPPE AVEC PORTE A'COULISSE AVEC 3 TIROIRS A' DROIT ET DOSSERET



| | MODELLO | DIMENSIONI cm | Euro | Kg |
|----------------|----------------|---------------|---------------|----------|
| | | L x P x H | | |
| 60 | *DSTA3CDPB106 | 100 x 60 x 85 | 1.362,00 | 86 |
| | *DSTA3CDPB126 | 120 x 60 x 85 | 1.438,00 | 90 |
| | **DSTA3CDPB146 | 140 x 60 x 85 | 1.517,00 | 92 |
| | DSTA3CD156 | 150 x 60 x 85 | 1.604,00 | 100 |
| | DSTA3CD166 | 160 x 60 x 85 | 1.697,00 | 102 |
| | DSTA3CD176 | 170 x 60 x 85 | 1.795,00 | 105 |
| | DSTA3CD186 | 180 x 60 x 85 | 1.892,00 | 110 |
| | DSTA3CD196 | 190 x 60 x 85 | 2.001,00 | 115 |
| | DSTA3CD206 | 206 x 60 x 85 | 2.110,00 | 120 |
| | DSTA3CD216 | 210 x 60 x 85 | 2.231,00 | 124 |
| | DSTA3CD226 | 220 x 60 x 85 | 2.361,00 | 128 |
| | DSTA3CD236 | 230 x 60 x 85 | 2.512,00 | 132 |
| | DSTA3CD246 | 240 x 60 x 85 | 2.683,00 | 136 |
| | 70 | *DSTA3CDPB107 | 100 x 70 x 85 | 1.461,00 |
| *DSTA3CDPB127 | | 120 x 70 x 85 | 1.529,00 | 95 |
| **DSTA3CDPB147 | | 140 x 70 x 85 | 1.600,00 | 99 |
| DSTA3CD157 | | 150 x 70 x 85 | 1.675,00 | 102 |
| DSTA3CD167 | | 160 x 70 x 85 | 1.756,00 | 106 |
| DSTA3CD177 | | 170 x 70 x 85 | 1.841,00 | 110 |
| DSTA3CD187 | | 180 x 70 x 85 | 1.926,00 | 115 |
| DSTA3CD197 | | 190 x 70 x 85 | 2.054,00 | 119 |
| DSTA3CD207 | | 206 x 70 x 85 | 2.184,00 | 124 |
| DSTA3CD217 | | 210 x 70 x 85 | 2.323,00 | 128 |
| DSTA3CD227 | | 220 x 70 x 85 | 2.371,00 | 132 |
| DSTA3CD237 | | 230 x 70 x 85 | 2.640,00 | 136 |
| DSTA3CD247 | | 240 x 70 x 85 | 2.819,00 | 140 |

| | MODELLO | DIMENSIONI cm | Euro | Kg |
|-----------------|-----------------|----------------|---------------|----------|
| | | L x P x H | | |
| 60 | *DSTA3CDPB106A | 100 x 60 x 85 | 1.408,00 | 87 |
| | *DSTA3CDPB126A | 120 x 60 x 85 | 1.491,00 | 91 |
| | **DSTA3CDPB146A | 140 x 60 x 85 | 1.578,00 | 93 |
| | DSTA3CD156A | 150 x 60 x 85 | 1.669,00 | 101 |
| | DSTA3CD166A | 160 x 60 x 85 | 1.767,00 | 103 |
| | DSTA3CD176A | 170 x 60 x 85 | 1.868,00 | 106 |
| | DSTA3CD186A | 180 x 60 x 85 | 1.971,00 | 111 |
| | DSTA3CD196A | 190 x 60 x 85 | 2.084,00 | 116 |
| | DSTA3CD206A | 206 x 60 x 85 | 2.197,00 | 121 |
| | DSTA3CD216A | 210 x 60 x 85 | 2.314,00 | 125 |
| | DSTA3CD226A | 220 x 60 x 85 | 2.442,00 | 129 |
| | DSTA3CD236A | 230 x 60 x 85 | 2.593,00 | 133 |
| | DSTA3CD246A | 240 x 60 x 85 | 2.771,00 | 137 |
| | 70 | *DSTA3CDPB107A | 100 x 70 x 85 | 1.487,00 |
| *DSTA3CDPB127A | | 120 x 70 x 85 | 1.543,00 | 96 |
| **DSTA3CDPB147A | | 140 x 70 x 85 | 1.630,00 | 100 |
| DSTA3CD157A | | 150 x 70 x 85 | 1.724,00 | 103 |
| DSTA3CD167A | | 160 x 70 x 85 | 1.829,00 | 107 |
| DSTA3CD177A | | 170 x 70 x 85 | 1.934,00 | 111 |
| DSTA3CD187A | | 180 x 70 x 85 | 2.042,00 | 116 |
| DSTA3CD197A | | 190 x 70 x 85 | 2.159,00 | 120 |
| DSTA3CD207A | | 206 x 70 x 85 | 2.275,00 | 125 |
| DSTA3CD217A | | 210 x 70 x 85 | 2.405,00 | 129 |
| DSTA3CD227A | | 220 x 70 x 85 | 2.549,00 | 133 |
| DSTA3CD237A | | 230 x 70 x 85 | 2.705,00 | 137 |
| DSTA3CD247A | | 240 x 70 x 85 | 2.884,00 | 141 |

SPORTELLI TAMBURATI RIMOVIBILI
removable double skin doors
herausziehbare furnierte türen
porte double paroi demontable

*1 PORTA BATTENTE "PB"
*1 hinged door
*1 schwingtür
*1 porte battante
**2 PORTE BATTENTE "2PB"
**2 hinged doors
**2 schwingtüren
**2 portes battantes

TAVOLI
TABLES / ARBEITSTISCHE / TABLES

TAVOLO ARMADIATO CON PORTE SCORREVOLI E 3 CASSETTI SX

EQUIPPED CABINET WITH SLIDING DOORS WITH 3 DRAWERS LEFT
SCHRANKTISCHE MIT AUSSTATTUNG SCHIEBETUREN MIT 3 SHUBLADEN LINKS
TABLE ARMOIRE EQUIPPE AVEC PORTE A'COULISSE AVEC 3 TIROIRS A' GAUCHE



TAVOLO ARMADIATO ATTREZZATO CON PORTE SCORREVOLI CON 3 CASSETTI SX E ALZATINA

EQUIPPED CABINET WITH SLIDING DOORS WITH 3 DRAWERS LEFT AND UPSTAND
SCHRANKTISCHE MIT AUSSTATTUNG SCHIEBETUREN MIT 3 SHUBLADEN LINKS UND AUFKANTUNG
TABLE ARMOIRE EQUIPPE AVEC PORTE A'COULISSE AVEC 3 TIROIRS A' GAUCHE ET DOSSERET



| | MODELLO | DIMENSIONI cm | Euro | Kg |
|----------------|----------------|---------------|---------------|----------|
| | | L x P x H | | |
| 60 | *DSTA3CSPB106 | 100 x 60 x 85 | 1.362,00 | 86 |
| | *DSTA3CSPB126 | 120 x 60 x 85 | 1.438,00 | 90 |
| | **DSTA3CSPB146 | 140 x 60 x 85 | 1.517,00 | 92 |
| | DSTA3CS156 | 150 x 60 x 85 | 1.604,00 | 100 |
| | DSTA3CS166 | 160 x 60 x 85 | 1.697,00 | 102 |
| | DSTA3CS176 | 170 x 60 x 85 | 1.795,00 | 105 |
| | DSTA3CS186 | 180 x 60 x 85 | 1.892,00 | 110 |
| | DSTA3CS196 | 190 x 60 x 85 | 2.000,00 | 115 |
| | DSTA3CS206 | 206 x 60 x 85 | 2.110,00 | 120 |
| | DSTA3CS216 | 210 x 60 x 85 | 2.231,00 | 124 |
| | DSTA3CS226 | 220 x 60 x 85 | 2.361,00 | 128 |
| | DSTA3CS236 | 230 x 60 x 85 | 2.512,00 | 132 |
| | DSTA3CS246 | 240 x 60 x 85 | 2.683,00 | 136 |
| | 70 | *DSTA3CSPB107 | 100 x 70 x 85 | 1.461,00 |
| *DSTA3CSPB127 | | 120 x 70 x 85 | 1.529,00 | 95 |
| **DSTA3CSPB147 | | 140 x 70 x 85 | 1.600,00 | 99 |
| DSTA3CS157 | | 150 x 70 x 85 | 1.675,00 | 102 |
| DSTA3CS167 | | 160 x 70 x 85 | 1.756,00 | 106 |
| DSTA3CS177 | | 170 x 70 x 85 | 1.841,00 | 110 |
| DSTA3CS187 | | 180 x 70 x 85 | 1.927,00 | 115 |
| DSTA3CS197 | | 190 x 70 x 85 | 2.054,00 | 119 |
| DSTA3CS207 | | 206 x 70 x 85 | 2.184,00 | 124 |
| DSTA3CS217 | | 210 x 70 x 85 | 2.323,00 | 128 |
| DSTA3CS227 | | 220 x 70 x 85 | 2.371,00 | 132 |
| DSTA3CS237 | | 230 x 70 x 85 | 2.640,00 | 136 |
| DSTA3CS247 | | 240 x 70 x 85 | 2.819,00 | 140 |

| | MODELLO | DIMENSIONI cm | Euro | Kg |
|-----------------|-----------------|----------------|---------------|----------|
| | | L x P x H | | |
| 60 | *DSTA3CSPB106A | 100 x 60 x 85 | 1.408,00 | 87 |
| | *DSTA3CSPB126A | 120 x 60 x 85 | 1.491,00 | 91 |
| | **DSTA3CSPB146A | 140 x 60 x 85 | 1.578,00 | 93 |
| | DSTA3CS156A | 150 x 60 x 85 | 1.669,00 | 101 |
| | DSTA3CS166A | 160 x 60 x 85 | 1.767,00 | 103 |
| | DSTA3CS176A | 170 x 60 x 85 | 1.868,00 | 106 |
| | DSTA3CS186A | 180 x 60 x 85 | 1.971,00 | 111 |
| | DSTA3CS196A | 190 x 60 x 85 | 2.084,00 | 116 |
| | DSTA3CS206A | 206 x 60 x 85 | 2.197,00 | 121 |
| | DSTA3CS216A | 210 x 60 x 85 | 2.314,00 | 125 |
| | DSTA3CS226A | 220 x 60 x 85 | 2.442,00 | 129 |
| | DSTA3CS236A | 230 x 60 x 85 | 2.593,00 | 133 |
| | DSTA3CS246A | 240 x 60 x 85 | 2.771,00 | 137 |
| | 70 | *DSTA3CSPB107A | 100 x 70 x 85 | 1.487,00 |
| *DSTA3CSPB127A | | 120 x 70 x 85 | 1.543,00 | 96 |
| **DSTA3CSPB147A | | 140 x 70 x 85 | 1.630,00 | 100 |
| DSTA3CS157A | | 150 x 70 x 85 | 1.724,00 | 103 |
| DSTA3CS167A | | 160 x 70 x 85 | 1.829,00 | 107 |
| DSTA3CS177A | | 170 x 70 x 85 | 1.934,00 | 111 |
| DSTA3CS187A | | 180 x 70 x 85 | 2.042,00 | 116 |
| DSTA3CS197A | | 190 x 70 x 85 | 2.159,00 | 120 |
| DSTA3CS207A | | 206 x 70 x 85 | 2.275,00 | 125 |
| DSTA3CS217A | | 210 x 70 x 85 | 2.405,00 | 129 |
| DSTA3CS227A | | 220 x 70 x 85 | 2.549,00 | 133 |
| DSTA3CS237A | | 230 x 70 x 85 | 2.705,00 | 137 |
| DSTA3CS247A | | 240 x 70 x 85 | 2.884,00 | 141 |


*1 PORTA BATTENTE "PB"
*1 hinged door
*1 schwingtür
*1 porte battante
**2 PORTE BATTENTE "2PB"
**2 hinged doors
**2 schwingtüren
**2 portes battantes

SPORTELLI TAMBURATI RIMOVIBILI
removable double skin doors
herausziehbare furnierte türen
porte double paroi demontable

TAVOLI TABLES / ARBEITSTISCHE / TABLES

TAVOLO CALDO CON PORTE SCORREVOLI

HEATED CABINET WITH SLIDING DOORS
SWARMSCHRANKE MIT SCHIEBETUREN
TABLE CHAUD AVEC PORTES A'COULISSE



TAVOLO CALDO CON PORTE SCORREVOLI E ALZATINA

HEATED CABINET WITH SLIDING DOORS WITH UPSTAND
SWARMSCHRANKE MIT SCHIEBETUREN MIT AUFKANTUNG
TABLE CHAUD AVEC PORTES A'COULISSE AVEC DOSSERET



| | MODELLO | DIMENSIONI cm | Euro | Kg |
|-----------|-----------|---------------|---------------|----------|
| | | L x P x H | | |
| 60 | DSTAC 106 | 100 x 60 x 85 | 1.262,00 | 74 |
| | DSTAC 116 | 110 x 60 x 85 | 1.311,00 | 78 |
| | DSTAC 126 | 120 x 60 x 85 | 1.359,00 | 82 |
| | DSTAC 136 | 130 x 60 x 85 | 1.395,00 | 86 |
| | DSTAC 146 | 140 x 60 x 85 | 1.430,00 | 89 |
| | DSTAC 156 | 150 x 60 x 85 | 1.487,00 | 93 |
| | DSTAC 166 | 160 x 60 x 85 | 1.554,00 | 97 |
| | DSTAC 176 | 170 x 60 x 85 | 1.624,00 | 102 |
| | DSTAC 186 | 180 x 60 x 85 | 1.681,00 | 106 |
| | DSTAC 196 | 190 x 60 x 85 | 1.735,00 | 118 |
| | DSTAC 206 | 200 x 60 x 85 | 1.813,00 | 123 |
| | 70 | DSTAC 107 | 100 x 70 x 85 | 1.317,00 |
| DSTAC 117 | | 110 x 70 x 85 | 1.368,00 | 81 |
| DSTAC 127 | | 120 x 70 x 85 | 1.417,00 | 85 |
| DSTAC 137 | | 130 x 70 x 85 | 1.455,00 | 89 |
| DSTAC 147 | | 140 x 70 x 85 | 1.493,00 | 92 |
| DSTAC 157 | | 150 x 70 x 85 | 1.554,00 | 96 |
| DSTAC 167 | | 160 x 70 x 85 | 1.614,00 | 100 |
| DSTAC 177 | | 170 x 70 x 85 | 1.685,00 | 105 |
| DSTAC 187 | | 180 x 70 x 85 | 1.758,00 | 109 |
| DSTAC 197 | | 190 x 70 x 85 | 1.833,00 | 121 |
| DSTAC 207 | | 200 x 70 x 85 | 1.898,00 | 126 |


| | MODELLO | DIMENSIONI cm | Euro | Kg |
|------------|------------|---------------|---------------|----------|
| | | L x P x H | | |
| 60 | DSTAC 106A | 100 x 60 x 85 | 1.302,00 | 75 |
| | DSTAC 116A | 110 x 60 x 85 | 1.353,00 | 79 |
| | DSTAC 126A | 120 x 60 x 85 | 1.405,00 | 83 |
| | DSTAC 136A | 130 x 60 x 85 | 1.444,00 | 87 |
| | DSTAC 146A | 140 x 60 x 85 | 1.481,00 | 90 |
| | DSTAC 156A | 150 x 60 x 85 | 1.544,00 | 94 |
| | DSTAC 166A | 160 x 60 x 85 | 1.597,00 | 98 |
| | DSTAC 176A | 170 x 60 x 85 | 1.669,00 | 103 |
| | DSTAC 186A | 180 x 60 x 85 | 1.744,00 | 107 |
| | DSTAC 196A | 190 x 60 x 85 | 1.820,00 | 119 |
| | DSTAC 206A | 200 x 60 x 85 | 1.880,00 | 124 |
| | 70 | DSTAC 107A | 100 x 70 x 85 | 1.361,00 |
| DSTAC 117A | | 110 x 70 x 85 | 1.414,00 | 82 |
| DSTAC 127A | | 120 x 70 x 85 | 1.465,00 | 86 |
| DSTAC 137A | | 130 x 70 x 85 | 1.505,00 | 90 |
| DSTAC 147A | | 140 x 70 x 85 | 1.545,00 | 93 |
| DSTAC 157A | | 150 x 70 x 85 | 1.610,00 | 97 |
| DSTAC 167A | | 160 x 70 x 85 | 1.674,00 | 101 |
| DSTAC 177A | | 170 x 70 x 85 | 1.748,00 | 106 |
| DSTAC 187A | | 180 x 70 x 85 | 1.823,00 | 110 |
| DSTAC 197A | | 190 x 70 x 85 | 1.905,00 | 122 |
| DSTAC 207A | | 200 x 70 x 85 | 1.971,00 | 127 |

SPORTELLI TAMBURATI RIMOVIBILI
removable double skin doors
herausziehente furnierte turen
porte double paroi demontable

TAVOLI
TABLES / ARBEITSTISCHE / TABLES

TAVOLO CALDO CON PORTE SCORREVOLI SU DUE LATI

HEATED CABINET WITH SLIDING DOORS ON 2 SIDES
WARMSCHRANK MIT SCHIEBETUREN AUF 2 SEITEN
TABLE CHAUD AVEC PORTES A'COULISSE SUR 2 COTES



| | MODELLO | DIMENSIONI cm | Euro | Kg |
|----|------------|---------------|----------|-----|
| | | L x P x H | | |
| 60 | DSTACP 106 | 100 x 60 x 85 | 1.441,00 | 73 |
| | DSTACP 116 | 110 x 60 x 85 | 1.489,00 | 77 |
| | DSTACP 126 | 120 x 60 x 85 | 1.540,00 | 81 |
| | DSTACP 136 | 130 x 60 x 85 | 1.597,00 | 85 |
| | DSTACP 146 | 140 x 60 x 85 | 1.654,00 | 88 |
| | DSTACP 156 | 150 x 60 x 85 | 1.710,00 | 92 |
| | DSTACP 166 | 160 x 60 x 85 | 1.763,00 | 96 |
| | DSTACP 176 | 170 x 60 x 85 | 1.843,00 | 101 |
| | DSTACP 186 | 180 x 60 x 85 | 1.927,00 | 105 |
| | DSTACP 196 | 190 x 60 x 85 | 2.013,00 | 117 |
| | DSTACP 206 | 200 x 60 x 85 | 2.086,00 | 122 |
| 70 | DSTACP 107 | 100 x 70 x 85 | 1.515,00 | 76 |
| | DSTACP 117 | 110 x 70 x 85 | 1.560,00 | 80 |
| | DSTACP 127 | 120 x 70 x 85 | 1.612,00 | 84 |
| | DSTACP 137 | 130 x 70 x 85 | 1.672,00 | 88 |
| | DSTACP 147 | 140 x 70 x 85 | 1.735,00 | 91 |
| | DSTACP 157 | 150 x 70 x 85 | 1.800,00 | 95 |
| | DSTACP 167 | 160 x 70 x 85 | 1.850,00 | 99 |
| | DSTACP 177 | 170 x 70 x 85 | 1.934,00 | 104 |
| | DSTACP 187 | 180 x 70 x 85 | 2.023,00 | 108 |
| | DSTACP 197 | 190 x 70 x 85 | 2.105,00 | 120 |
| | DSTACP 207 | 200 x 70 x 85 | 2.187,00 | 125 |

SPORTELLI TAMBURATI RIMOVIBILI
removable double skin doors
herausziehente furnierte turen
porte double paroi demontable

RIPIANI DI APPOGGIO PER TAVOLI

TABLES TOP / ABSTELLFLACHEN FÜR TISCHE / ETAGERES A'POSER SUR TABLE

RIPIANO SINGOLO H cm 40

SINGLE TOP (H cm 40)
EINZELNE ABSTELLFLÄUCHEN (H cm 40)
ETAGERE 1 NIVEAU (H cm 40)



RIPIANI SOVRAPPOSTI CON H cm 70

TOP AND SHELF (H cm 70)
ÜBEREINANDER ABSTELLFLÄUCHEN (H cm 70)
ETAGERE 2 NIVEAUX (H cm 70)



| MODELLO | DIMENSIONI cm | Euro | Kg |
|------------|---------------|--------|----|
| | L x P x H | | |
| DSRAS10354 | 100 x 35 x 40 | 321,00 | 7 |
| DSRAS12354 | 120 x 35 x 40 | 360,00 | 9 |
| DSRAS14354 | 140 x 35 x 40 | 396,00 | 11 |
| DSRAS16354 | 160 x 35 x 40 | 435,00 | 13 |
| DSRAS18354 | 180 x 35 x 40 | 471,00 | 15 |
| DSRAS20354 | 200 x 35 x 40 | 521,00 | 16 |

| MODELLO | DIMENSIONI cm | Euro | Kg |
|------------|---------------|--------|----|
| | L x P x H | | |
| DSRAD10357 | 100 x 35 x 70 | 476,00 | 7 |
| DSRAD12357 | 120 x 35 x 70 | 502,00 | 9 |
| DSRAD14357 | 140 x 35 x 70 | 536,00 | 11 |
| DSRAD16357 | 160 x 35 x 70 | 693,00 | 13 |
| DSRAD18357 | 180 x 35 x 70 | 783,00 | 15 |
| DSRAD20357 | 200 x 35 x 70 | 821,00 | 16 |

RIPIANO SINGOLO CON RISCALDAMENTO H cm 40

SINGLE TOP WITH HEATING (H cm 40)
EINZELNE ABSTELLFLÄUCHEN MIT BEHEIZUNG (H cm 40)
ETAGERE 1 NIVEAU CHAUFFANTE (H cm 40)



RIPIANI SOVRAPPOSTI CON RISCALDAMENTO H cm 70

TOP AND SHELF WITH HEATING (H cm 70)
ÜBEREINANDER ABSTELLFLÄUCHEN MIT BEHEIZUNG (H cm 70)
ETAGERE 2 NIVEAUX CHAUFFANTE (H cm 70)



| MODELLO | DIMENSIONI cm | Euro | Kg |
|-------------|---------------|----------|----|
| | L x P x H | | |
| DSRASR10354 | 100 x 35 x 40 | 568,00 | 8 |
| DSRASR12354 | 120 x 35 x 40 | 717,00 | 10 |
| DSRASR14354 | 140 x 35 x 40 | 774,00 | 12 |
| DSRASR16354 | 160 x 35 x 40 | 888,00 | 14 |
| DSRASR18354 | 180 x 35 x 40 | 1.086,00 | 16 |
| DSRASR20354 | 200 x 35 x 40 | 1.126,00 | 17 |

| MODELLO | DIMENSIONI cm | Euro | Kg |
|-------------|---------------|----------|----|
| | L x P x H | | |
| DSRADR10357 | 100 x 35 x 70 | 759,00 | 10 |
| DSRADR12357 | 120 x 35 x 70 | 944,00 | 12 |
| DSRADR14357 | 140 x 35 x 70 | 1.017,00 | 14 |
| DSRADR16357 | 160 x 35 x 70 | 1.166,00 | 16 |
| DSRADR18357 | 180 x 35 x 70 | 1.336,00 | 18 |
| DSRADR20357 | 200 x 35 x 70 | 1.391,00 | 19 |

GAMBE QUADRE 40x40 mm
FORNITI SMONTATI
Dissembled / Nicht montiert / En pièce détachées

RIPIANI DI APPOGGIO PER TAVOLI

TABLES TOP / ABSTELLFLACHEN FÜR TISCHE / ETAGERES A'POSER SUR TABLE

RIPIANO SINGOLO H cm 40

SINGLE TOP (H cm 40)
EINZELNE ABSTELLFLÄUCHEN (H cm 40)
ETAGERE1 NIVEAU (H cm 40)



RIPIANI SOVRAPPOSTI CON H cm 70

TOP AND SHELF (H cm 70)
ÜBEREINANDER ABSTELLFLÄUCHEN (H cm 70)
ETAGERE 2 NIVEAUX (H cm 70)



| MODELLO | DIMENSIONI cm | Euro | Kg |
|-------------|---------------|--------|----|
| | L x P x H | | |
| DSRAST10354 | 100 x 35 x 40 | 352,00 | 7 |
| DSRAST12354 | 120 x 35 x 40 | 396,00 | 9 |
| DSRAST14354 | 140 x 35 x 40 | 436,00 | 11 |
| DSRAST16354 | 160 x 35 x 40 | 475,00 | 13 |
| DSRAST18354 | 180 x 35 x 40 | 517,00 | 15 |
| DSRAST20354 | 200 x 35 x 40 | 572,00 | 16 |

| MODELLO | DIMENSIONI cm | Euro | Kg |
|-------------|---------------|--------|----|
| | L x P x H | | |
| DSRADT10357 | 100 x 35 x 70 | 492,00 | 10 |
| DSRADT12357 | 120 x 35 x 70 | 552,00 | 12 |
| DSRADT14357 | 140 x 35 x 70 | 589,00 | 14 |
| DSRADT16357 | 160 x 35 x 70 | 763,00 | 16 |
| DSRADT18357 | 180 x 35 x 70 | 895,00 | 18 |
| DSRADT20357 | 200 x 35 x 70 | 904,00 | 19 |

RIPIANO SINGOLO CON RISCALDAMENTO H cm 40

SINGLE TOP WITH HEATING (H cm 40)
EINZELNE ABSTELLFLÄUCHEN MIT BEHEIZUNG (H cm 40)
ETAGERE1 NIVEAU CHAUFFANTE (H cm 40)



RIPIANI SOVRAPPOSTI CON RISCALDAMENTO H cm 70

TOP AND SHELF WITH HEATING (H cm 70)
ÜBEREINANDER ABSTELLFLÄUCHEN MIT BEHEIZUNG (H cm 70)
ETAGERE 2 NIVEAUX CHAUFFANTE (H cm 70)



| MODELLO | DIMENSIONI cm | Euro | Kg |
|--------------|---------------|----------|----|
| | L x P x H | | |
| DSRASRT10354 | 100 x 35 x 40 | 612,00 | 8 |
| DSRASRT12354 | 120 x 35 x 40 | 761,00 | 10 |
| DSRASRT14354 | 140 x 35 x 40 | 820,00 | 12 |
| DSRASRT16354 | 160 x 35 x 40 | 932,00 | 14 |
| DSRASRT18354 | 180 x 35 x 40 | 1.130,00 | 16 |
| DSRASRT20354 | 200 x 35 x 40 | 1.170,00 | 17 |

| MODELLO | DIMENSIONI cm | Euro | Kg |
|--------------|---------------|----------|----|
| | L x P x H | | |
| DSRADRT10357 | 100 x 35 x 70 | 803,00 | 10 |
| DSRADRT12357 | 120 x 35 x 70 | 988,00 | 12 |
| DSRADRT14357 | 140 x 35 x 70 | 1.061,00 | 14 |
| DSRADRT16357 | 160 x 35 x 70 | 1.210,00 | 16 |
| DSRADRT18357 | 180 x 35 x 70 | 1.380,00 | 18 |
| DSRADRT20357 | 200 x 35 x 70 | 1.435,00 | 19 |

CASSETTIERA

DRAWER CABINET / SCHUBLADENZUGETISCHE / MEUBLE A'TIROIRS

CASSETTIERA 2 CASSETTI
 DRAWERS CABINET 2 DRAWERS
 SCHUBLADENZUGE 2 SCHUBLADEN
 MEUBLE DE TIROIRS 2 TIROIRS



CASSETTIERA CON 2 CASSETTI E ALZATINA
 DRAWERS CABINET 2 DRAWERS WITH UPSTAND
 SCHUBLADENZUGE 2 SCHUBLADEN MIT AUFKANTUNG
 MEUBLE DE TIROIRS 2 TIROIRS AVEC DOSSERET



| | MODELLO | DIMENSIONI cm | Euro | Kg |
|----|-----------|---------------|--------|----|
| 60 | | L x P x H | | |
| | DSNCD 056 | 50 x 60 x 85 | 904,00 | 31 |
| 70 | DSNCD 057 | 50 x 70 x 85 | 933,00 | 34 |

| | MODELLO | DIMENSIONI cm | Euro | Kg |
|----|------------|---------------|----------|----|
| 60 | | L x P x H | | |
| | DSNCD 056A | 50 x 60 x 85 | 992,00 | 32 |
| 70 | DSNCD 057A | 50 x 70 x 85 | 1.014,00 | 36 |

CASSETTIERA 3 CASSETTI
 DRAWERS CABINET 3DRAWERS
 SCHUBLADENZUGE 3 SCHUBLADEN
 MEUBLE DE TIROIRS 3 TIROIRS



CASSETTIERA CON 3 CASSETTI E ALZATINA
 DRAWERS CABINET 3 DRAWERS WITH UPSTAND
 SCHUBLADENZUGE 3 SCHUBLADEN MIT AUFKANTUNG
 MEUBLE DE TIROIRS 3 TIROIRS AVEC DOSSERET



| | MODELLO | DIMENSIONI cm | Euro | Kg |
|----|-----------|---------------|----------|----|
| 60 | | L x P x H | | |
| | DSNCT 056 | 50 x 60 x 85 | 1.008,00 | 34 |
| 70 | DSNCT 057 | 50 x 70 x 85 | 1.037,00 | 36 |

| | MODELLO | DIMENSIONI cm | Euro | Kg |
|----|------------|---------------|----------|----|
| 60 | | L x P x H | | |
| | DSNCT 056A | 50 x 60 x 85 | 1.045,00 | 35 |
| 70 | DSNCT 057A | 50 x 70 x 85 | 1.086,00 | 37 |

CASSETTIERA

DRAWER CABINET / SCHUBLADENZUGETISCHE / MEUBLE A'TIROIRS

CASSETTIERA 4 CASSETTI

DRAWERS CABINET 4 DRAWERS
SCHUBLADENZUGE 4 SCHUBLADEN
MEUBLE DE TIROIRS 4 TIROIRS



CASSETTIERA CON 4 CASSETTI E ALZATINA

DRAWERS CABINET 4 DRAWERS WITH UPSTAND
SCHUBLADENZUGE 4 SCHUBLADEN MIT AUFKANTUNG
MEUBLE DE TIROIRS 4 TIROIRS AVEC DOSSERET



| | MODELLO | DIMENSIONI cm | Euro | Kg |
|----|-----------|---------------|----------|----|
| 60 | | L x P x H | | |
| | DSNCQ 056 | 50 x 60 x 85 | 1.154,00 | 46 |
| 70 | DSNCQ 057 | 50 x 70 x 85 | 1.165,00 | 48 |

| | MODELLO | DIMENSIONI cm | Euro | Kg |
|----|------------|---------------|----------|----|
| 60 | | L x P x H | | |
| | DSNCQ 056A | 50 x 60 x 85 | 1.174,00 | 47 |
| 70 | DSNCQ 057A | 50 x 70 x 85 | 1.237,00 | 49 |

CASSETTIERA

DRAWER CABINET / SCHUBLADENZUGETISCHE / MEUBLE A'TIROIRS

CASSETTIERA 2 CASSETTI E UN CASSETTONE

DRAWERS CABINET 2 DRAWERS AND TALLBOY
SCHUBLADENZUGE 2 SCHUBLADEN UND KASSETTE
MEUBLE DE TIROIRS 2 TIROIRS ET GRAND TIROIR



| | MODELLO | DIMENSIONI cm | Euro | Kg |
|----|------------|---------------|----------|----|
| 60 | | L x P x H | | |
| | DSNCDC 056 | 50 x 60 x 85 | 1.052,00 | 35 |
| 70 | DSNCDC 057 | 50 x 70 x 85 | 1.093,00 | 37 |

CASSETTIERA 2 CASSETTI UN CASSETTONE E ALZATINA

DRAWERS CABINET 2 DRAWERS AND TALLBOY WITH UPSTAND
SCHUBLADENZUGE 2 SCHUBLADEN UND KASSETTE MIT AUFKANTUNG
MEUBLE DE TIROIRS 2 TIROIRS ET GRAND TIROIR AVEC DOSSERET



| | MODELLO | DIMENSIONI cm | Euro | Kg |
|----|-------------|---------------|----------|----|
| 60 | | L x P x H | | |
| | DSNCDC 056A | 50 x 60 x 85 | 1.099,00 | 36 |
| 70 | DSNCDC 057A | 50 x 70 x 85 | 1.135,00 | 38 |

CASSETTIERA CON CASSETTO E BOTTIGLIERA

DRAWERS CABINET WITH DRAWER AND BOTTLE DRAWER
SCHUBLADENZUGE MIT SCHUBLADEN UND FLASCHENHALTER
MEUBLE DE TIROIRS AVEC TIROIRS ET PORTE-BOUTEILLES



| | MODELLO | DIMENSIONI cm | Euro | Kg |
|----|-----------|---------------|--------|----|
| 60 | | L x P x H | | |
| | DSNCB 056 | 50 x 60 x 85 | 937,00 | 36 |
| 70 | DSNCB 057 | 50 x 70 x 85 | 970,00 | 38 |

CASSETTIERA CON CASSETTO BOTTIGLIERA E ALZATINA

DRAWERS CABINET WITH DRAWER AND BOTTLE DRAWER WITH UPSTAND
SCHUBLADENZUGE MIT SCHUBLADEN UND FLASCHENHALTER MIT AUFKANTUNG
MEUBLE DE TIROIRS AVEC TIROIRS ET PORTE-BOUTEILLES AVEC DOSSERET



| | MODELLO | DIMENSIONI cm | Euro | Kg |
|----|------------|---------------|----------|----|
| 60 | | L x P x H | | |
| | DSNCB 056A | 50 x 60 x 85 | 966,00 | 37 |
| 70 | DSNCB 057A | 50 x 70 x 85 | 1.000,00 | 39 |

ACCESSORI PER TAVOLI ARMADIATI

APPLICATIONS WORK TABLE / ANERINGUNG FUR ARBEITSTISCHE / APPLICANCES POUR TABLES DE TRAVAIL

CASSETTO
CARD DRAWERS
KAFFEESATZLADE
TIROIR DE RECUPERATION



| | MODELLO | DIMENSIONI cm | Euro | Kg |
|----|-------------|---------------|--------|----|
| | | L x P x H | | |
| 60 | DSCS 305814 | 30 x 58 x 14 | 222,00 | 5 |
| | DSCS 405814 | 40 x 58 x 14 | 235,00 | 7 |
| | DSCS 505814 | 50 x 58 x 14 | 247,00 | 9 |
| 70 | DSCS 306814 | 30 x 68 x 14 | 231,00 | 5 |
| | DSCS 406814 | 40 x 68 x 14 | 246,00 | 7 |
| | DSCS 506814 | 50 x 68 x 14 | 259,00 | 9 |

CASSETTO
CARD DRAWERS
KAFFEESATZLADE
TIROIR DE RECUPERATION



| | MODELLO | DIMENSIONI cm | Euro | Kg |
|----|-------------|----------------|--------|----|
| | | L x P x H | | |
| 60 | DSCS 305815 | 30 x 58 x 18,5 | 242,00 | 5 |
| | DSCS 405815 | 40 x 58 x 18,5 | 256,00 | 7 |
| | DSCS 505815 | 50 x 58 x 18,5 | 268,00 | 9 |
| 70 | DSCS 306815 | 30 x 68 x 18,5 | 252,00 | 5 |
| | DSCS 406815 | 40 x 68 x 18,5 | 267,00 | 7 |
| | DSCS 506815 | 50 x 68 x 18,5 | 280,00 | 9 |

ACCESSORI PER TAVOLI DA LAVORO ARMADIATI

APPLICATIONS WORK TABLE / ANERUNGUNG FUR ARBEITSTISCHE / APPLICANCES POUR TABLES DE TRAVAIL

CASSETTIERA 2 CASSETTI

DRAWER CABINET 2 DRAWERS
SCHUBLADENZUGE EINZELN 2 SCHUBLANDEN
MEUBLE DE TIROIR 2 TIROIRS



CASSETTIERA 3 CASSETTI

DRAWER CABINET 3 DRAWERS
SCHUBLADENZUGE EINZELN 3 SCHUBLANDEN
MEUBLE DE TIROIR 3 TIROIRS



| | MODELLO | DIMENSIONI cm | Euro | Kg |
|----|---------------|---------------|--------|----|
| 60 | | L x P x H | | |
| | DSC2CH 405857 | 40 x 58 x 57 | 795,00 | 26 |
| | DSC2CH 505857 | 50 x 58 x 57 | 873,00 | 28 |
| 70 | DSC2CH 406857 | 40 x 68 x 57 | 834,00 | 30 |
| | DSC2CH 506857 | 50 x 58 x 57 | 916,00 | 32 |

| | MODELLO | DIMENSIONI cm | Euro | Kg |
|----|---------------|---------------|--------|----|
| 60 | | L x P x H | | |
| | DSC3CH 405857 | 40 x 58 x 57 | 835,00 | 30 |
| | DSC3CH 505857 | 50 x 58 x 57 | 919,00 | 35 |
| 70 | DSC3CH 406857 | 40 x 68 x 57 | 878,00 | 32 |
| | DSC3CH 506857 | 50 x 58 x 57 | 966,00 | 37 |

ACCESSORI PER TAVOLI ARMADIATI

APPLICATIONS WORK TABLE / ANERINGUNG FÜR ARBEITSTISCHE / APPLICANCES POUR TABLES DE TRAVAIL

RIPIANO INTERMEDIO PER TAVOLO ARMADIATO

INTERMEDIATE SHELF FOR EQUIPPED CABINET
ZWISCHENBORD FÜR SCHRANKTISCHE
ETAGERE INTERMEDIAIRE POUR TABLE ARMOIRE EQUIPPE



| | MODELLO | DIMENSIONI cm | Euro |
|------------|--------------|---------------|--------|
| | | L x P x H | |
| 60 | DSRITA 046 | 40 x 50 x 4 | 63,00 |
| | DSRITA 056 | 50 x 50 x 4 | 68,00 |
| | DSRITA 066 | 60 x 50 x 4 | 72,00 |
| | DSRITA 076 | 70 x 50 x 4 | 81,00 |
| | DSRITA 086 | 80 x 50 x 4 | 90,00 |
| | DSRITA 096 | 90 x 50 x 4 | 97,00 |
| | DSRITA 106 | 100 x 50 x 4 | 107,00 |
| | DSRITA 116 | 110 x 50 x 4 | 118,00 |
| | DSRITA 126 | 120 x 50 x 4 | 130,00 |
| | DSRITA 136 | 130 x 50 x 4 | 143,00 |
| | DSRITA 146 | 140 x 50 x 4 | 157,00 |
| | DSRITA 156 | 150 x 50 x 4 | 167,00 |
| | DSRITA 166 | 160 x 50 x 4 | 176,00 |
| | DSRITA 176 | 170 x 50 x 4 | 190,00 |
| 70 | DSRITA 047 | 40 x 60 x 4 | 68,00 |
| | DSRITA 057 | 50 x 60 x 4 | 74,00 |
| | DSRITA 067 | 60 x 60 x 4 | 77,00 |
| | DSRITA 077 | 70 x 60 x 4 | 85,00 |
| | DSRITA 087 | 80 x 60 x 4 | 94,00 |
| | DSRITA 097 | 90 x 60 x 4 | 102,00 |
| | DSRITA 107 | 100 x 60 x 4 | 110,00 |
| | DSRITA 117 | 110 x 60 x 4 | 124,00 |
| | DSRITA 127 | 120 x 60 x 4 | 135,00 |
| | DSRITA 137 | 130 x 60 x 4 | 147,00 |
| | DSRITA 147 | 140 x 60 x 4 | 159,00 |
| | DSRITA 157 | 150 x 60 x 4 | 172,00 |
| | DSRITA 167 | 160 x 60 x 4 | 187,00 |
| | DSRITA 177 | 170 x 60 x 4 | 203,00 |
| DSRITA 187 | 180 x 60 x 4 | 222,00 | |
| DSRITA 197 | 190 x 60 x 4 | 241,00 | |
| DSRITA 207 | 200 x 60 x 4 | 266,00 | |

ACCESSORI PER TAVOLI DA LAVORO ARMADIATI

APPLICATIONS WORK TABLE / ANERINGUNG FUR ARBEITSTISCHE / APPLICANCES POUR TABLES DE TRAVAIL

RUOTA GIREVOLE S/FRENO E
PIASTRA PER TAVOLO ARMADIATO

SWIVEL WHEEL WITHOUT BRAKE WITH PLATE
RAD OHNE BREMSE MIT BEFESTIGUNGSPLATTE
ROUE PIVOTANTE AVEC PLAQUE



RUOTA GIREVOLE C/FRENO E
PIASTRA PER TAVOLO ARMADIATO

SWIVEL WHEEL WITH BRAKE WITH PLATE
RAD OHNE BREMSE MIT BEFESTIGUNGSPLATTE
ROUE PIVOTANTE AVEC FREINE ET PLAQUE



| 100 | 22 | 35 | 126 | 60 | Modello | Euro |
|-----|----|----|-----|----|---------|-------|
| | | | | | DSRGP | 36,00 |

| 100 | 22 | 35 | 126 | 60 | Modello | Euro |
|-----|----|----|-----|----|---------|-------|
| | | | | | DSRGF | 41,00 |

RUOTA GIREVOLE S/FRENO E
PER GAMBA QUADRATA \square 40

SWIVEL WHEEL WITHOUT BRAKE
RAD OHNE BREMSE
ROUE PIVOTANTE



RUOTA GIREVOLE C/FRENO E
PIASTRA PER TAVOLO ARMADIATO \square 40

SWIVEL WHEEL WITHOUT BRAKE
RAD OHNE BREMSE
ROUE PIVOTANTE AVEC FREIN



| 100 | 22 | 35 | 126 | 60 | Modello | Euro |
|-----|----|----|-----|----|---------|-------|
| | | | | | DSRGQ | 59,00 |

| 100 | 22 | 35 | 126 | 60 | Modello | Euro |
|-----|----|----|-----|----|---------|-------|
| | | | | | DSRGQF | 70,00 |

ACCESSORI PER TAVOLI DA LAVORO

APPLICATIONS WORK TABLE / ANERINGUNG FUR ARBEITSTISCHE / APPLICANCES POUR TABLES DE TRAVAIL

RUOTA GIREVOLE S/FRENO
PER GAMBA TONDA

∅50

SWIVEL WHEEL WITHOUT BRAKE
RAD OHNE BREMSE
ROUE PIVOTANTE



RUOTA GIREVOLE C/FRENO
PER GAMBA TONDA

∅50

SWIVEL WHEEL WITH BRAKE
RAD MIT BREMSE
ROUE PIVOTANTE AVEC FREIN



|  |  |  |  |  | Modello | Euro |
|---|---|---|---|---|---------|-------|
| 100 | 22 | 35 | 126 | 60 | DSRGR | 53,00 |

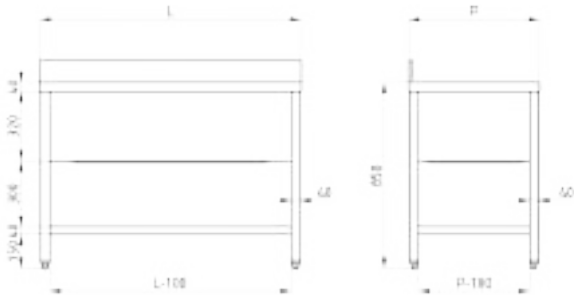
|  |  |  |  |  | Modello | Euro |
|---|--|---|---|---|---------|-------|
| 100 | 22 | 35 | 126 | 60 | DSRGRF | 59,00 |

CARATTERISTICHE GENERALI

DS LG

LAVATOIO SU GAMBE QUADRE

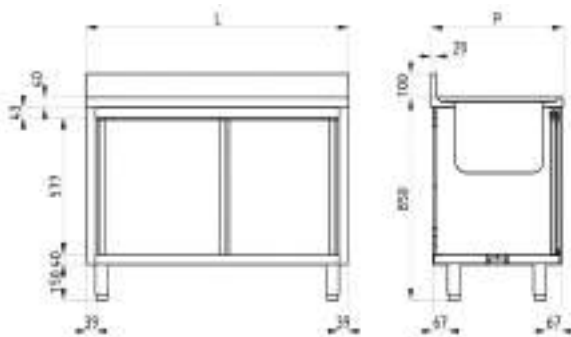
SINK UNIT ON LEGS
SPULTISCHE
PLONGES SUR PIEDS



DS LA

LAVATOIO ARMADIATO

ON CABINET
AUF SCHRANK
SURARMOIRE



LAVATOI

LAVATOIO SU GAMBE E RIPIANO

ON LEGS WITH SHELF
AUF BEINE MIT EINLEGEBODEN
SUR PIEDS AVEC RAYON



| 60 | MODELLO | DIMENSIONI cm | VASCHE/BOWL cm | Euro | Kg |
|----|------------|------------------|-------------------|--------|----|
| | | L x P x H | L x P x H | | |
| | DSL1G1V056 | 50 x 60 x 85 | 40 x 40 x 30 | 577,00 | 25 |
| | DSL1G1V066 | 60 x 60 x 85 | 40 x 40 x 30 | 618,00 | 26 |
| | DSL1G1V076 | 70 x 60 x 85 | 50 x 40 x 30 | 664,00 | 27 |
| | DSL1G1V086 | 80 x 60 x 85 | 50 x 40 x 30 | 685,00 | 32 |

| 60 | MODELLO | DIMENSIONI cm | VASCHE/BOWL cm | Euro | Kg |
|----|--------------|------------------|-------------------|----------|----|
| | | L x P x H | L x P x H | | |
| | DSL1G1VGS106 | 100 x 60 x 85 | 40 x 40 x 30 | 754,00 | 40 |
| | DSL1G1VGS116 | 110 x 60 x 85 | 50 x 40 x 30 | 790,00 | 41 |
| | DSL1G1VGS126 | 120 x 60 x 85 | 50 x 40 x 30 | 827,00 | 42 |
| | DSL1G1VGS136 | 130 x 60 x 85 | 50 x 40 x 30 | 878,00 | 44 |
| | DSL1G1VGS146 | 140 x 60 x 85 | 50 x 40 x 30 | 927,00 | 47 |
| | DSL1G1VGS156 | 150 x 60 x 85 | 50 x 40 x 30 | 970,00 | 49 |
| | DSL1G1VGS166 | 160 x 60 x 85 | 50 x 40 x 30 | 1.022,00 | 51 |



| 60 | MODELLO | DIMENSIONI cm | VASCHE/BOWL cm | Euro | Kg |
|----|--------------|------------------|-------------------|----------|----|
| | | L x P x H | L x P x H | | |
| | DSL1G1VDS106 | 100 x 60 x 85 | 40 x 40 x 30 | 754,00 | 40 |
| | DSL1G1VGD116 | 110 x 60 x 85 | 40 x 40 x 30 | 790,00 | 41 |
| | DSL1G1VGD126 | 120 x 60 x 85 | 50 x 40 x 30 | 827,00 | 42 |
| | DSL1G1VGD136 | 130 x 60 x 85 | 50 x 40 x 30 | 878,00 | 44 |
| | DSL1G1VGD146 | 140 x 60 x 85 | 50 x 40 x 30 | 927,00 | 47 |
| | DSL1G1VGD156 | 150 x 60 x 85 | 50 x 40 x 30 | 970,00 | 49 |
| | DSL1G1VGD166 | 160 x 60 x 85 | 50 x 40 x 30 | 1.022,00 | 51 |

| 60 | MODELLO | DIMENSIONI cm | VASCHE/BOWL cm | Euro | Kg |
|----|------------|------------------|-------------------|----------|----|
| | | L x P x H | L x P x H | | |
| | DSL1G2V106 | 100 x 60 x 85 | 40 x 40 x 30 | 970,00 | 40 |
| | DSL1G2V116 | 110 x 60 x 85 | 40 x 40 x 30 | 999,00 | 41 |
| | DSL1G2V126 | 120 x 60 x 85 | 50 x 40 x 30 | 1.031,00 | 42 |
| | DSL1G1V136 | 130 x 60 x 85 | 50 x 40 x 30 | 1.076,00 | 45 |
| | DSL1G1V146 | 140 x 60 x 85 | 50 x 40 x 30 | 1.098,00 | 48 |

LAVATOI SU GAMBE FORNITI SMONTATI
sink units on legs are disassembled
spultiske zum aufstellen
plonges sur pieds en pièce détachées

COPERTURA POSTERIORE DELL'ALZATINA CON MAGGIORAZIONE DEL 10% SUL PREZZO NETTO
back cover on the up stand with a 10% of increase on the net price
ausschnitt inclusive trou pour robinetmélangeur monotrou gratuit au préris 10% für sonderanfertigung
augmentation du prix net du 10% pour la couverture arrière du dossier

LAVATOI

LAVATOIO SU GAMBE TONDE E RIPIANO

ON ROUNDS LEGS WITH SHELF
AUF BEINE MIT EINLEGEBODEN
SUR PIEDS AVEC RAYON



| 60 | MODELLO | DIMENSIONI cm | VASCHE/BOWL cm | Euro | Kg |
|------------|---------------|------------------|-------------------|----------|----|
| | | L x P x H | L x P x H | | |
| | DSL2VGS146 | 140 x 60 x 85 | 40 x 40 x 30 | 1.023,00 | 45 |
| DSL2VGS156 | 150 x 60 x 85 | 40 x 40 x 30 | 1.063,00 | 47 | |
| DSL2VGS166 | 160 x 60 x 85 | 50 x 40 x 30 | 1.105,00 | 50 | |
| DSL2VGS176 | 170 x 60 x 85 | 50 x 40 x 30 | 1.151,00 | 53 | |
| DSL2VGS186 | 180 x 60 x 85 | 50 x 40 x 30 | 1.204,00 | 55 | |
| DSL2VGS196 | 190 x 60 x 85 | 50 x 40 x 30 | 1.262,00 | 57 | |
| DSL2VGS206 | 200 x 60 x 85 | 50 x 40 x 30 | 1.326,00 | 60 | |

| 60 | MODELLO | DIMENSIONI cm | VASCHE/BOWL cm | Euro | Kg |
|------------|---------------|------------------|-------------------|----------|----|
| | | L x P x H | L x P x H | | |
| | DSL2VGD146 | 140 x 60 x 85 | 40 x 40 x 30 | 1.023,00 | 45 |
| DSL2VGD156 | 150 x 60 x 85 | 40 x 40 x 30 | 1.063,00 | 47 | |
| DSL2VGD166 | 160 x 60 x 85 | 50 x 40 x 30 | 1.105,00 | 50 | |
| DSL2VGD176 | 170 x 60 x 85 | 50 x 40 x 30 | 1.151,00 | 53 | |
| DSL2VGD186 | 180 x 60 x 85 | 50 x 40 x 30 | 1.204,00 | 55 | |
| DSL2VGD196 | 190 x 60 x 85 | 50 x 40 x 30 | 1.262,00 | 57 | |
| DSL2VGD206 | 200 x 60 x 85 | 50 x 40 x 30 | 1.326,00 | 60 | |



| 60 | MODELLO | DIMENSIONI cm | VASCHE/BOWL cm | Euro | Kg |
|------------|---------------|------------------|-------------------|----------|----|
| | | L x P x H | L x P x H | | |
| | DSL2V2G186 | 180 x 60 x 85 | 50 x 40 x 30 | 1.283,00 | 57 |
| DSL2V2G206 | 200 x 60 x 85 | 50 x 40 x 30 | 1.386,00 | 59 | |
| DSL2V2G226 | 220 x 60 x 85 | 50 x 40 x 30 | 1.641,00 | 60 | |
| DSL2V2G246 | 240 x 60 x 85 | 50 x 40 x 30 | 1.778,00 | 62 | |

| 60 | MODELLO | DIMENSIONI cm | VASCHE/BOWL cm | Euro | Kg |
|----------|---------------|------------------|-------------------|----------|----|
| | | L x P x H | L x P x H | | |
| | DSL1V106 | 100 x 60 x 85 | 80 x 40 x 30 | 1.481,00 | 34 |
| DSL1V126 | 120 x 60 x 85 | 95 x 40 x 30 | 1.506,00 | 37 | |
| DSL1V146 | 140 x 60 x 85 | 120 x 40 x 30 | 1.625,00 | 40 | |
| DSL1V166 | 160 x 60 x 85 | 140 x 40 x 30 | 1.773,00 | 43 | |
| DSL1V186 | 180 x 60 x 85 | 160 x 40 x 30 | 1.846,00 | 46 | |
| DSL1V206 | 200 x 60 x 85 | 180 x 40 x 30 | 1.901,00 | 49 | |

LAVATOI SU GAMBE FORNITI SMONTATI
sink units on legs are disassembled
spultiske zum aufstellen
plonges sur pieds en pièce détachées

COPERTURA POSTERIORE DELL'ALZATINA CON MAGGIORAZIONE DEL 10% SUL PREZZO NETTO
back cover on the up stand with a 10% of increase on the net price
ausschnitt inclusive trou pour robinetmélangeur monotrou gratuit au préris 10% für sonderanfertigung
augmentation du prix net du 10% pour la couverture arrière du dossier

LAVATOI

LAVATOIO SU GAMBE TONDE E RIPIANO

ON ROUNDS LEGS WITH SHELF
AUF BEINE MIT EINLEGEBODEN
SUR PIEDS AVEC RAYON



| 60 | MODELLO | DIMENSIONI cm | VASCHE/BOWL cm | Euro | Kg |
|------------|--------------|------------------|-------------------|------|----|
| | | L x P x H | L x P x H | | |
| | DSLGT1V056 | 50 x 60 x 85 | 40 x 40 x 30 | | |
| DSLGT1V066 | 60 x 60 x 85 | 40 x 40 x 30 | 647,00 | 26 | |
| DSLGT1V076 | 70 x 60 x 85 | 50 x 40 x 30 | 698,00 | 27 | |
| DSLGT1V086 | 80 x 60 x 85 | 50 x 40 x 30 | 755,00 | 32 | |

| 60 | MODELLO | DIMENSIONI cm | VASCHE/BOWL cm | Euro | Kg |
|--------------|---------------|------------------|-------------------|------|----|
| | | L x P x H | L x P x H | | |
| | DSLGT1VGS106 | 100 x 60 x 85 | 40 x 40 x 30 | | |
| DSLGT1VGS116 | 110 x 60 x 85 | 50 x 40 x 30 | 829,00 | 41 | |
| DSLGT1VGS126 | 120 x 60 x 85 | 50 x 40 x 30 | 867,00 | 42 | |
| DSLGT1VGS136 | 130 x 60 x 85 | 50 x 40 x 30 | 922,00 | 44 | |
| DSLGT1VGS146 | 140 x 60 x 85 | 50 x 40 x 30 | 973,00 | 47 | |
| DSLGT1VGS156 | 150 x 60 x 85 | 50 x 40 x 30 | 1.070,00 | 49 | |
| DSLGT1VGS166 | 160 x 60 x 85 | 50 x 40 x 30 | 1.126,00 | 51 | |



| 60 | MODELLO | DIMENSIONI cm | VASCHE/BOWL cm | Euro | Kg |
|-------------|---------------|------------------|-------------------|------|----|
| | | L x P x H | L x P x H | | |
| | DSLGT1VG106 | 100 x 60 x 85 | 40 x 40 x 30 | | |
| DSLGT1VG116 | 110 x 60 x 85 | 40 x 40 x 30 | 790,00 | 41 | |
| DSLGT1VG126 | 120 x 60 x 85 | 50 x 40 x 30 | 827,00 | 42 | |
| DSLGT1VG136 | 130 x 60 x 85 | 50 x 40 x 30 | 878,00 | 44 | |
| DSLGT1VG146 | 140 x 60 x 85 | 50 x 40 x 30 | 927,00 | 47 | |
| DSLGT1VG156 | 150 x 60 x 85 | 50 x 40 x 30 | 1.070,00 | 49 | |
| DSLGT1VG166 | 160 x 60 x 85 | 50 x 40 x 30 | 1.126,00 | 51 | |

| 60 | MODELLO | DIMENSIONI cm | VASCHE/BOWL cm | Euro | Kg |
|------------|---------------|------------------|-------------------|------|----|
| | | L x P x H | L x P x H | | |
| | DSLGT2V106 | 100 x 60 x 85 | 40 x 40 x 30 | | |
| DSLGT2V116 | 110 x 60 x 85 | 40 x 40 x 30 | 1.050,00 | 41 | |
| DSLGT2V126 | 120 x 60 x 85 | 50 x 40 x 30 | 1.083,00 | 42 | |
| DSLGT1V136 | 130 x 60 x 85 | 50 x 40 x 30 | 1.130,00 | 45 | |
| DSLGT1V146 | 140 x 60 x 85 | 50 x 40 x 30 | 1.153,00 | 48 | |

GAMBE TONDE Ø 50 mm
Round legs /Andegerundete beine / Pieds rondes

LAVATOI SU GAMBE FORNITI SMONTATI
sink units on legs are disassembled
spultiske zum aufstellen
plonges sur pieds en pièce détachées

COPERTURA POSTERIORE DELL'ALZATINA CON MAGGIORAZIONE DEL 10 % SUL PREZZO NETTO
back cover on the up stand with a 10% of increase on the net price
ausschnitt inclusive trou pour robinetmélangeur monotrou gratuit aufreris 10% für sonderanfertigung
augmentation du prix net du 10% pour la couverture arrière du dossier

LAVATOI

LAVATOIO SU GAMBE TONDE E RIPIANO

ON ROUNDS LEGS WITH SHELF
AUF BEINE MIT EINLEGEBODEN
SUR PIEDS AVEC RAYON



| 60 | MODELLO | DIMENSIONI cm | VASCHE/BOWL cm | Euro | Kg |
|--------------|---------------|------------------|-------------------|----------|----|
| | | L x P x H | L x P x H | | |
| | DSLGT2VGS146 | 140 x 60 x 85 | 40 x 40 x 30 | 1.075,00 | 45 |
| DSLGT2VGS156 | 150 x 60 x 85 | 40 x 40 x 30 | 1.117,00 | 47 | |
| DSLGT2VGS166 | 160 x 60 x 85 | 50 x 40 x 30 | 1.160,00 | 50 | |
| DSLGT2VGS176 | 170 x 60 x 85 | 50 x 40 x 30 | 1.208,00 | 53 | |
| DSLGT2VGS186 | 180 x 60 x 85 | 50 x 40 x 30 | 1.263,00 | 55 | |
| DSLGT2VGS196 | 190 x 60 x 85 | 50 x 40 x 30 | 1.289,00 | 57 | |
| DSLGT2VGS206 | 200 x 60 x 85 | 50 x 40 x 30 | 1.410,00 | 60 | |

| 60 | MODELLO | DIMENSIONI cm | VASCHE/BOWL cm | Euro | Kg |
|--------------|---------------|------------------|-------------------|----------|----|
| | | L x P x H | L x P x H | | |
| | DSLGT2VGD146 | 140 x 60 x 85 | 40 x 40 x 30 | 1.075,00 | 45 |
| DSLGT2VGD156 | 150 x 60 x 85 | 40 x 40 x 30 | 1.117,00 | 47 | |
| DSLGT2VGD166 | 160 x 60 x 85 | 50 x 40 x 30 | 1.160,00 | 50 | |
| DSLGT2VGD176 | 170 x 60 x 85 | 50 x 40 x 30 | 1.208,00 | 53 | |
| DSLGT2VGD186 | 180 x 60 x 85 | 50 x 40 x 30 | 1.263,00 | 55 | |
| DSLGT2VGD196 | 190 x 60 x 85 | 50 x 40 x 30 | 1.289,00 | 57 | |
| DSLGT2VGD206 | 200 x 60 x 85 | 50 x 40 x 30 | 1.410,00 | 60 | |



| 60 | MODELLO | DIMENSIONI cm | VASCHE/BOWL cm | Euro | Kg |
|--------------|---------------|------------------|-------------------|----------|----|
| | | L x P x H | L x P x H | | |
| | DSLGT2V2G186 | 180 x 60 x 85 | 50 x 40 x 30 | 1.347,00 | 57 |
| DSLGT2V2G206 | 200 x 60 x 85 | 50 x 40 x 30 | 1.456,00 | 59 | |
| DSLGT2V2G226 | 220 x 60 x 85 | 50 x 40 x 30 | 1.723,00 | 60 | |
| DSLGT2V2G246 | 240 x 60 x 85 | 50 x 40 x 30 | 1.866,00 | 62 | |

| 60 | MODELLO | DIMENSIONI cm | VASCHE/BOWL cm | Euro | Kg |
|------------|---------------|------------------|-------------------|----------|----|
| | | L x P x H | L x P x H | | |
| | DSLGT1V106 | 100 x 60 x 85 | 80 x 40 x 30 | 1.554,00 | 34 |
| DSLGT1V126 | 120 x 60 x 85 | 95 x 40 x 30 | 1.581,00 | 37 | |
| DSLGT1V146 | 140 x 60 x 85 | 120 x 40 x 30 | 1.705,00 | 40 | |
| DSLGT1V166 | 160 x 60 x 85 | 140 x 40 x 30 | 1.861,00 | 43 | |
| DSLGT1V186 | 180 x 60 x 85 | 160 x 40 x 30 | 1.938,00 | 46 | |
| DSLGT1V206 | 200 x 60 x 85 | 180 x 40 x 30 | 1.996,00 | 49 | |

GAMBE TONDE Ø 50 mm
Round legs /Andegerundete beine / Pieds rondes

LAVATOI SU GAMBE FORNITI SMONTATI
sink units on legs are disassembled
spultiske zum aufstellen
plonges sur pieds en pièce détachées

COPERTURA POSTERIORE DELL'ALZATINA CON MAGGIORAZIONE DEL 10% SUL PREZZO NETTO
back cover on the up stand with a 10% of increase on the net price
ausschnitt inclusive trou pour robinetmélangeur monotrou gratuit au préris 10% für sonderanfertigung
augmentation du prix net du 10% pour la couverture arrière du dossier

LAVATOI

LAVATOIO SU FIANCHI E RIPIANO

ON PANEL WITH SHELF
AUF SEITENWAENDEN MIT EINLRGRBODEN
SUR PANNEAUX LATERAUX AVEC RAYON



| 60 | MODELLO | DIMENSIONI cm | VASCHE/BOWL cm | Euro | Kg |
|----|----------|------------------|-------------------|--------|----|
| | | L x P x H | L x P x H | | |
| | DSL1V056 | 50 x 60 x 85 | 40 x 40 x 30 | 635,00 | 27 |
| | DSL1V066 | 60 x 60 x 85 | 40 x 40 x 30 | 680,00 | 28 |
| | DSL1V076 | 70 x 60 x 85 | 50 x 40 x 30 | 733,00 | 29 |
| | DSL1V086 | 80 x 60 x 85 | 50 x 40 x 30 | 755,00 | 34 |

| 60 | MODELLO | DIMENSIONI cm | VASCHE/BOWL cm | Euro | Kg |
|----|------------|------------------|-------------------|----------|----|
| | | L x P x H | L x P x H | | |
| | DSL1VGS106 | 100 x 60 x 85 | 40 x 40 x 30 | 831,00 | 47 |
| | DSL1VGS116 | 110 x 60 x 85 | 50 x 40 x 30 | 871,00 | 48 |
| | DSL1VGS126 | 120 x 60 x 85 | 50 x 40 x 30 | 911,00 | 49 |
| | DSL1VGS136 | 130 x 60 x 85 | 50 x 40 x 30 | 968,00 | 52 |
| | DSL1VGS146 | 140 x 60 x 85 | 50 x 40 x 30 | 1.021,00 | 55 |
| | DSL1VGS156 | 150 x 60 x 85 | 50 x 40 x 30 | 1.070,00 | 57 |
| | DSL1VGS166 | 160 x 60 x 85 | 50 x 40 x 30 | 1.126,00 | 59 |



| 60 | MODELLO | DIMENSIONI cm | VASCHE/BOWL cm | Euro | Kg |
|----|------------|------------------|-------------------|----------|----|
| | | L x P x H | L x P x H | | |
| | DSL1VGD106 | 100 x 60 x 85 | 40 x 40 x 30 | 831,00 | 47 |
| | DSL1VGD116 | 110 x 60 x 85 | 40 x 40 x 30 | 871,00 | 48 |
| | DSL1VGD126 | 120 x 60 x 85 | 50 x 40 x 30 | 911,00 | 49 |
| | DSL1VGD136 | 130 x 60 x 85 | 50 x 40 x 30 | 968,00 | 52 |
| | DSL1VGD146 | 140 x 60 x 85 | 50 x 40 x 30 | 1.021,00 | 55 |
| | DSL1VGD156 | 150 x 60 x 85 | 50 x 40 x 30 | 1.070,00 | 57 |
| | DSL1VGD166 | 160 x 60 x 85 | 50 x 40 x 30 | 1.126,00 | 59 |

| 60 | MODELLO | DIMENSIONI cm | VASCHE/BOWL cm | Euro | Kg |
|----|----------|------------------|-------------------|----------|----|
| | | L x P x H | L x P x H | | |
| | DSL2V106 | 100 x 60 x 85 | 40 x 40 x 30 | 1.071,00 | 47 |
| | DSL2V116 | 110 x 60 x 85 | 40 x 40 x 30 | 1.102,00 | 48 |
| | DSL2V126 | 120 x 60 x 85 | 50 x 40 x 30 | 1.137,00 | 49 |
| | DSL2V136 | 130 x 60 x 85 | 50 x 40 x 30 | 1.187,00 | 53 |
| | DSL2V146 | 140 x 60 x 85 | 50 x 40 x 30 | 1.212,00 | 55 |

COPERTURA POSTERIORE DELL'ALZATINA CON MAGGIORAZIONE DEL 10 % SUL PREZZO NETTO
back cover on the up stand with a 10% of increase on the net price
ausschnitt inclusive trou pour robinetmélangeur monotrou gratuit aufpreis 10% für sonderanfertigung
augmentation du prix net du 10% pour la couverture arrière du dossier

LAVATOI

LAVATOIO SU FIANCHI E RIPIANO

ON PANEL WITH SHELF
AUF SEITENWAENDEN MIT EINLRGRBODEN
SUR PANNEAUX LATERAUX AVEC RAYON



| 60 | MODELLO | DIMENSIONI cm | VASCHE/BOWL cm | Euro | Kg |
|--------------|---------------|------------------|-------------------|----------|----|
| | | L x P x H | L x P x H | | |
| | DSL2F2VGS146 | 140 x 60 x 85 | 40 x 40 x 30 | 1.129,00 | 55 |
| DSL2F2VGS156 | 150 x 60 x 85 | 40 x 40 x 30 | 1.172,00 | 58 | |
| DSL2F2VGS166 | 160 x 60 x 85 | 50 x 40 x 30 | 1.218,00 | 60 | |
| DSL2F2VGS176 | 170 x 60 x 85 | 50 x 40 x 30 | 1.269,00 | 64 | |
| DSL2F2VGS186 | 180 x 60 x 85 | 50 x 40 x 30 | 1.326,00 | 67 | |
| DSL2F2VGS196 | 190 x 60 x 85 | 50 x 40 x 30 | 1.352,00 | 70 | |
| DSL2F2VGS206 | 200 x 60 x 85 | 50 x 40 x 30 | 1.410,00 | 74 | |

| 60 | MODELLO | DIMENSIONI cm | VASCHE/BOWL cm | Euro | Kg |
|--------------|---------------|------------------|-------------------|----------|----|
| | | L x P x H | L x P x H | | |
| | DSL2F2VGD146 | 140 x 60 x 85 | 40 x 40 x 30 | 1.129,00 | 55 |
| DSL2F2VGD156 | 150 x 60 x 85 | 40 x 40 x 30 | 1.172,00 | 58 | |
| DSL2F2VGD166 | 160 x 60 x 85 | 50 x 40 x 30 | 1.218,00 | 60 | |
| DSL2F2VGD176 | 170 x 60 x 85 | 50 x 40 x 30 | 1.269,00 | 64 | |
| DSL2F2VGD186 | 180 x 60 x 85 | 50 x 40 x 30 | 1.326,00 | 67 | |
| DSL2F2VGD196 | 190 x 60 x 85 | 50 x 40 x 30 | 1.352,00 | 70 | |
| DSL2F2VGD206 | 200 x 60 x 85 | 50 x 40 x 30 | 1.410,00 | 74 | |



| 60 | MODELLO | DIMENSIONI cm | VASCHE/BOWL cm | Euro | Kg |
|--------------|---------------|------------------|-------------------|----------|----|
| | | L x P x H | L x P x H | | |
| | DSL2F2V2G186 | 180 x 60 x 85 | 50 x 40 x 30 | 1.300,00 | 71 |
| DSL2F2V2G206 | 200 x 60 x 85 | 50 x 40 x 30 | 1.528,00 | 73 | |
| DSL2F2V2G226 | 220 x 60 x 85 | 50 x 40 x 30 | 1.810,00 | 75 | |
| DSL2F2V2G246 | 240 x 60 x 85 | 50 x 40 x 30 | 1.960,00 | 80 | |

| 60 | MODELLO | DIMENSIONI cm | VASCHE/BOWL cm | Euro | Kg |
|------------|---------------|------------------|-------------------|----------|----|
| | | L x P x H | L x P x H | | |
| | DSL2F1V106 | 100 x 60 x 85 | 80 x 40 x 30 | 1.633,00 | 41 |
| DSL2F1V126 | 120 x 60 x 85 | 95 x 40 x 30 | 1.660,00 | 44 | |
| DSL2F1V146 | 140 x 60 x 85 | 120 x 40 x 30 | 1.791,00 | 47 | |
| DSL2F1V166 | 160 x 60 x 85 | 140 x 40 x 30 | 1.954,00 | 50 | |
| DSL2F1V186 | 180 x 60 x 85 | 160 x 40 x 30 | 2.033,00 | 53 | |
| DSL2F1V206 | 200 x 60 x 85 | 180 x 40 x 30 | 2.096,00 | 56 | |

COPERTURA POSTERIORE DELL'ALZATINA CON MAGGIORAZIONE DEL 10 % SUL PREZZO NETTO
back cover on the up stand with a 10% of increase on the net price
ausschnitt inclusive trou pour robinetmélangeur monotrou gratuit aufpreis 10% für sonderanfertigung
augmentation du prix net du 10% pour la couverture arrière du dossier

LAVATOI

LAVATOIO SU ARMADIO

* porta battente
* hinged door
* schwingtür
* porte battante

ON CABINET
AUF SCHRANK
SUR ARMOIRE

SPORTELLI TAMBURATI RIMOVIBILI
removable double skin doors
herausziehende furnierte türen
porte double paroi démontable



| 60 | MODELLO | DIMENSIONI cm | VASCHE/BOWL cm | Euro | Kg |
|-----------|---------------|------------------|-------------------|------|----|
| | | L x P x H | L x P x H | | |
| | DSLA1V056 | *50 x 60 x 85 | 40 x 40 x 30 | | |
| DSLA1V066 | *60 x 60 x 85 | 40 x 40 x 30 | 775,00 | 34 | |
| DSLA1V076 | *70 x 60 x 85 | 50 x 40 x 30 | 797,00 | 38 | |
| DSLA1V086 | *80 x 60 x 85 | 50 x 40 x 30 | 820,00 | 42 | |

| 60 | MODELLO | DIMENSIONI cm | VASCHE/BOWL cm | Euro | Kg |
|-------------|---------------|------------------|-------------------|------|----|
| | | L x P x H | L x P x H | | |
| | DSLA1VGS106 | 100 x 60 x 85 | 40 x 40 x 30 | | |
| DSLA1VGS116 | 110 x 60 x 85 | 50 x 40 x 30 | 1.127,00 | 55 | |
| DSLA1VGS126 | 120 x 60 x 85 | 50 x 40 x 30 | 1.152,00 | 57 | |
| DSLA1VGS136 | 130 x 60 x 85 | 50 x 40 x 30 | 1.190,00 | 61 | |
| DSLA1VGS146 | 140 x 60 x 85 | 50 x 40 x 30 | 1.232,00 | 63 | |
| DSLA1VGS156 | 150 x 60 x 85 | 50 x 40 x 30 | 1.274,00 | 65 | |
| DSLA1VGS166 | 160 x 60 x 85 | 50 x 40 x 30 | 1.334,00 | 67 | |



| 60 | MODELLO | DIMENSIONI cm | VASCHE/BOWL cm | Euro | Kg |
|-------------|---------------|------------------|-------------------|------|----|
| | | L x P x H | L x P x H | | |
| | DSLA1VGD106 | 100 x 60 x 85 | 40 x 40 x 30 | | |
| DSLA1VGD116 | 110 x 60 x 85 | 40 x 40 x 30 | 1.127,00 | 55 | |
| DSLA1VGD126 | 120 x 60 x 85 | 50 x 40 x 30 | 1.152,00 | 57 | |
| DSLA1VGD136 | 130 x 60 x 85 | 50 x 40 x 30 | 1.190,00 | 61 | |
| DSLA1VGD146 | 140 x 60 x 85 | 50 x 40 x 30 | 1.232,00 | 63 | |
| DSLA1VGD156 | 150 x 60 x 85 | 50 x 40 x 30 | 1.274,00 | 65 | |
| DSLA1VGD166 | 160 x 60 x 85 | 50 x 40 x 30 | 1.334,00 | 67 | |

| 60 | MODELLO | DIMENSIONI cm | VASCHE/BOWL cm | Euro | Kg |
|-----------|---------------|------------------|-------------------|------|----|
| | | L x P x H | L x P x H | | |
| | DSLA2V106 | 100 x 60 x 85 | 40 x 40 x 30 | | |
| DSLA2V116 | 110 x 60 x 85 | 40 x 40 x 30 | 1.317,00 | 55 | |
| DSLA2V126 | 120 x 60 x 85 | 50 x 40 x 30 | 1.353,00 | 57 | |
| DSLA2V136 | 130 x 60 x 85 | 50 x 40 x 30 | 1.399,00 | 61 | |
| DSLA2V146 | 140 x 60 x 85 | 50 x 40 x 30 | 1.436,00 | 63 | |

COPERTURA POSTERIORE DELL'ALZATINA CON MAGGIORAZIONE DEL 10 % SUL PREZZO NETTO
back cover on the up stand with a 10% of increase on the net price
ausschnitt inclusive trou pour robinetmélangeur monotrou gratuit aufpreis 10% für sonderanfertigung
augmentation du prix net du 10% pour la couverture arrière du dossier

LAVATOI

LAVATOIO SU ARMADIO

* porta battente
* hinged door
* schwingtür
* porte battante

ON CABINET
AUF SCHRANK
SUR ARMOIRE

SPORTELLI TAMBURATI RIMOVIBILI
removable double skin doors
herausziehende furnierte türen
porte double paroi démontable



| 60 | MODELLO | DIMENSIONI cm | VASCHE/BOWL cm | Euro | Kg |
|-------------|---------------|------------------|-------------------|------|----|
| | | L x P x H | L x P x H | | |
| | DSLA2VGS146 | 140 x 60 x 85 | 40 x 40 x 30 | | |
| DSLA2VGS156 | 150 x 60 x 85 | 40 x 40 x 30 | 1.428,00 | 68 | |
| DSLA2VGS166 | 160 x 60 x 85 | 50 x 40 x 30 | 1.444,00 | 72 | |
| DSLA2VGS176 | 170 x 60 x 85 | 50 x 40 x 30 | 1.472,00 | 76 | |
| DSLA2VGS186 | 180 x 60 x 85 | 50 x 40 x 30 | 1.507,00 | 80 | |
| DSLA2VGS196 | 190 x 60 x 85 | 50 x 40 x 30 | 1.545,00 | 84 | |
| DSLA2VGS206 | 200 x 60 x 85 | 50 x 40 x 30 | 1.592,00 | 88 | |

| 60 | MODELLO | DIMENSIONI cm | VASCHE/BOWL cm | Euro | Kg |
|-------------|---------------|------------------|-------------------|------|----|
| | | L x P x H | L x P x H | | |
| | DSLA2VGD146 | 140 x 60 x 85 | 40 x 40 x 30 | | |
| DSLA2VGD156 | 150 x 60 x 85 | 40 x 40 x 30 | 1.428,00 | 68 | |
| DSLA2VGD166 | 160 x 60 x 85 | 50 x 40 x 30 | 1.444,00 | 72 | |
| DSLA2VGD176 | 170 x 60 x 85 | 50 x 40 x 30 | 1.472,00 | 76 | |
| DSLA2VGD186 | 180 x 60 x 85 | 50 x 40 x 30 | 1.507,00 | 80 | |
| DSLA2VGD196 | 190 x 60 x 85 | 50 x 40 x 30 | 1.545,00 | 84 | |
| DSLA2VGD206 | 200 x 60 x 85 | 50 x 40 x 30 | 1.592,00 | 88 | |



| 60 | MODELLO | DIMENSIONI cm | VASCHE/BOWL cm | Euro | Kg |
|-------------|---------------|------------------|-------------------|------|----|
| | | L x P x H | L x P x H | | |
| | DSLA2V2G186 | 180 x 60 x 85 | 50 x 40 x 30 | | |
| DSLA2V2G206 | 200 x 60 x 85 | 50 x 40 x 30 | 1.674,00 | 87 | |
| DSLA2V2G226 | 220 x 60 x 85 | 50 x 40 x 30 | 1.737,00 | 91 | |
| DSLA2V2G246 | 240 x 60 x 85 | 50 x 40 x 30 | 1.815,00 | 99 | |

| 60 | MODELLO | DIMENSIONI cm | VASCHE/BOWL cm | Euro | Kg |
|-----------|---------------|------------------|-------------------|------|----|
| | | L x P x H | L x P x H | | |
| | DSLA1V106 | 100 x 60 x 85 | 80 x 40 x 35 | | |
| DSLA1V126 | 120 x 60 x 85 | 95 x 40 x 35 | 1.641,00 | 52 | |
| DSLA1V146 | 140 x 60 x 85 | 120 x 40 x 35 | 1.753,00 | 55 | |
| DSLA1V166 | 160 x 60 x 85 | 140 x 40 x 35 | 1.817,00 | 58 | |
| DSLA1V186 | 180 x 60 x 85 | 160 x 40 x 35 | 1.880,00 | 61 | |
| DSLA1V206 | 200 x 60 x 85 | 180 x 40 x 35 | 2.114,00 | 64 | |

COPERTURA POSTERIORE DELL'ALZATINA CON MAGGIORAZIONE DEL 10 % SUL PREZZO NETTO
back cover on the up stand with a 10% of increase on the net price
ausschnitt inclusive trou pour robinetmélangeur monotrou gratuit aufpreis 10% für sonderanfertigung
augmentation du prix net de 10% pour la couverture arrière du dossier

LAVATOI

LAVATOIO SU GAMBE E RIPIANO

ON LEGS WITH SHELF
AUF BEINE MIT EINLEGEBODEN
SUR PIEDS AVEC RAYON

LAVATOI SU GAMBE FORNITI SMONTATI
sink units on legs are disassembled
spültische zum aufstellen
plonges sur pieds en pièce détachées



| 70 | MODELLO | DIMENSIONI cm | VASCHE/BOWL cm | Euro | Kg |
|------------|--------------|------------------|-------------------|--------|----|
| | | L x P x H | L x P x H | | |
| | DSL1G1V057 | 50 x 70 x 85 | 40 x 50 x 30 | 647,00 | 26 |
| DSL1G1V067 | 60 x 70 x 85 | 40 x 50 x 30 | 665,00 | 27 | |
| DSL1G1V077 | 70 x 70 x 85 | 60 x 50 x 30 | 676,00 | 28 | |
| DSL1G1V087 | 80 x 70 x 85 | 60 x 50 x 30 | 700,00 | 33 | |

| 70 | MODELLO | DIMENSIONI cm | VASCHE/BOWL cm | Euro | Kg |
|--------------|---------------|------------------|-------------------|--------|----|
| | | L x P x H | L x P x H | | |
| | DSL1G1VGS107 | 100 x 70 x 85 | 40 x 50 x 30 | 814,00 | 43 |
| DSL1G1VGS117 | 110 x 70 x 85 | 40 x 50 x 30 | 839,00 | 44 | |
| DSL1G1VGS127 | 120 x 70 x 85 | 50 x 50 x 30 | 862,00 | 45 | |
| DSL1G1VGS137 | 130 x 70 x 85 | 50 x 50 x 30 | 906,00 | 49 | |
| DSL1G1VGS147 | 140 x 70 x 85 | 60 x 50 x 30 | 930,00 | 54 | |
| DSL1G1VGS157 | 150 x 70 x 85 | 60 x 50 x 30 | 988,00 | 58 | |
| DSL1G1VGS167 | 160 x 70 x 85 | 60 x 50 x 30 | 1.058,00 | 63 | |



| 70 | MODELLO | DIMENSIONI cm | VASCHE/BOWL cm | Euro | Kg |
|--------------|---------------|------------------|-------------------|--------|----|
| | | L x P x H | L x P x H | | |
| | DSL1G1VGD107 | 100 x 70 x 85 | 40 x 50 x 30 | 814,00 | 43 |
| DSL1G1VGD117 | 110 x 70 x 85 | 40 x 50 x 30 | 839,00 | 44 | |
| DSL1G1VGD127 | 120 x 70 x 85 | 50 x 50 x 30 | 862,00 | 45 | |
| DSL1G1VGD137 | 130 x 70 x 85 | 50 x 50 x 30 | 906,00 | 49 | |
| DSL1G1VGD147 | 140 x 70 x 85 | 60 x 50 x 30 | 930,00 | 54 | |
| DSL1G1VGD157 | 150 x 70 x 85 | 60 x 50 x 30 | 988,00 | 58 | |
| DSL1G1VGD167 | 160 x 70 x 85 | 60 x 50 x 30 | 1.058,00 | 63 | |

| 70 | MODELLO | DIMENSIONI cm | VASCHE/BOWL cm | Euro | Kg |
|------------|---------------|------------------|-------------------|----------|----|
| | | L x P x H | L x P x H | | |
| | DSL2G2V107 | 100 x 70 x 85 | 40 x 50 x 30 | 1.023,00 | 41 |
| DSL2G2V117 | 110 x 70 x 85 | 40 x 50 x 30 | 1.047,00 | 43 | |
| DSL2G2V127 | 120 x 70 x 85 | 50 x 50 x 30 | 1.075,00 | 44 | |
| DSL2G2V137 | 130 x 70 x 85 | 50 x 50 x 30 | 1.109,00 | 47 | |
| DSL2G2V147 | 140 x 70 x 85 | 60 x 50 x 30 | 1.144,00 | 50 | |

COPERTURA POSTERIORE DELL'ALZATINA CON MAGGIORAZIONE DEL 10 % SUL PREZZO NETTO
back cover on the up stand with a 10% of increase on the net price
ausschnitt inclusive trou pour robinetmelangeur monotrou gratuit aufpreis 10% für sonderanfertigung
augmentation du prix net du 10% pour la couverture arrière du dossier

LAVATOI

LAVATOIO SU GAMBE E RIPIANO

ON LEGS WITH SHELF
AUF BEINE MIT EINLEGEBODEN
SUR PIEDS AVEC RAYON

LAVATOI SU GAMBE FORNITI SMONTATI
sink units on legs are disassembled
spultiske zum aufstellen
plonges sur pieds en pièce détachées



| 70 | MODELLO | DIMENSIONI cm | VASCHE/BOWL cm | Euro | Kg |
|--------------|---------------|------------------|-------------------|----------|----|
| | | L x P x H | L x P x H | | |
| | DSLGS2VGS147 | 140 x 70 x 85 | 40 x 50 x 30 | 1.114,00 | 50 |
| DSLGS2VGS157 | 150 x 70 x 85 | 40 x 50 x 30 | 1.130,00 | 53 | |
| DSLGS2VGS167 | 160 x 70 x 85 | 50 x 50 x 30 | 1.150,00 | 55 | |
| DSLGS2VGS177 | 170 x 70 x 85 | 50 x 50 x 30 | 1.197,00 | 57 | |
| DSLGS2VGS187 | 180 x 70 x 85 | 50 x 50 x 30 | 1.219,00 | 60 | |
| DSLGS2VGS197 | 190 x 70 x 85 | 50 x 50 x 30 | 1.254,00 | 63 | |
| DSLGS2VGS207 | 200 x 70 x 85 | 60 x 50 x 30 | 1.278,00 | 65 | |

| 70 | MODELLO | DIMENSIONI cm | VASCHE/BOWL cm | Euro | Kg |
|--------------|---------------|------------------|-------------------|----------|----|
| | | L x P x H | L x P x H | | |
| | DSLGS2VGD147 | 140 x 70 x 85 | 40 x 50 x 30 | 1.114,00 | 50 |
| DSLGS2VGD157 | 150 x 70 x 85 | 40 x 50 x 30 | 1.130,00 | 53 | |
| DSLGS2VGD167 | 160 x 70 x 85 | 50 x 50 x 30 | 1.150,00 | 55 | |
| DSLGS2VGD177 | 170 x 70 x 85 | 50 x 50 x 30 | 1.197,00 | 57 | |
| DSLGS2VGD187 | 180 x 70 x 85 | 50 x 50 x 30 | 1.219,00 | 60 | |
| DSLGS2VGD197 | 190 x 70 x 85 | 50 x 50 x 30 | 1.254,00 | 63 | |
| DSLGS2VGD207 | 200 x 70 x 85 | 60 x 50 x 30 | 1.278,00 | 67 | |



| 70 | MODELLO | DIMENSIONI cm | VASCHE/BOWL cm | Euro | Kg |
|--------------|---------------|------------------|-------------------|----------|----|
| | | L x P x H | L x P x H | | |
| | DSLGS2V2G187 | 180 x 70 x 85 | 40 x 50 x 30 | 1.372,00 | 61 |
| DSLGS2V2G207 | 200 x 70 x 85 | 50 x 50 x 30 | 1.487,00 | 65 | |
| DSLGS2V2G227 | 220 x 70 x 85 | 50 x 50 x 30 | 1.738,00 | 69 | |
| DSLGS2V2G247 | 240 x 70 x 85 | 50 x 50 x 30 | 1.902,00 | 78 | |

| 70 | MODELLO | DIMENSIONI cm | VASCHE/BOWL cm | Euro | Kg |
|------------|---------------|------------------|-------------------|----------|----|
| | | L x P x H | L x P x H | | |
| | DSLGS1V107 | 100 x 70 x 85 | 80 x 50 x 30 | 1.540,00 | 35 |
| DSLGS1V127 | 120 x 70 x 85 | 95 x 50 x 30 | 1.599,00 | 39 | |
| DSLGS1V147 | 140 x 70 x 85 | 120 x 50 x 30 | 1.656,00 | 45 | |
| DSLGS1V167 | 160 x 70 x 85 | 140 x 50 x 30 | 1.788,00 | 51 | |
| DSLGS1V187 | 180 x 70 x 85 | 160 x 50 x 30 | 1.950,00 | 58 | |
| DSLGS1V207 | 200 x 70 x 85 | 180 x 50 x 30 | 2.030,00 | 64 | |

COPERTURA POSTERIORE DELL'ALZATINA CON MAGGIORAZIONE DEL 10 % SUL PREZZO NETTO
back cover on the up stand with a 10% of increase on the net price
ausschnitt inclusive trou pour robinetmelangeur monotrou gratuit aufpreis 10% für sonderanfertigung
augmentation du prix net du 10% pour la couverture arrière du dossier

LAVATOI

LAVATOIO SU GAMBE TONDE E RIPIANO

ON ROUNDS LEGS WITH SHELF
AUF BEINE MIT EINLEGEBODEN
SUR PIEDS AVEC RAYON

LAVATOI SU GAMBE FORNITI SMONTATI
sink units on legs are disassembled
spültiscke zum aufstellen
plonges sur pieds en pièce détachées



| 70 | MODELLO | DIMENSIONI cm | VASCHE/BOWL cm | Euro | Kg |
|------------|--------------|------------------|-------------------|------|----|
| | | L x P x H | L x P x H | | |
| | DSLGT1V057 | 50 x 70 x 85 | 40 x 50 x 30 | | |
| DSLGT1V067 | 60 x 70 x 85 | 40 x 50 x 30 | 698,00 | 27 | |
| DSLGT1V077 | 70 x 70 x 85 | 60 x 50 x 30 | 709,00 | 28 | |
| DSLGT1V087 | 80 x 70 x 85 | 60 x 50 x 30 | 719,00 | 33 | |

| 70 | MODELLO | DIMENSIONI cm | VASCHE/BOWL cm | Euro | Kg |
|--------------|---------------|------------------|-------------------|------|----|
| | | L x P x H | L x P x H | | |
| | DSLGT1VGS107 | 100 x 70 x 85 | 40 x 50 x 30 | | |
| DSLGT1VGS117 | 110 x 70 x 85 | 40 x 50 x 30 | 880,00 | 44 | |
| DSLGT1VGS127 | 120 x 70 x 85 | 50 x 50 x 30 | 905,00 | 45 | |
| DSLGT1VGS137 | 130 x 70 x 85 | 50 x 50 x 30 | 951,00 | 49 | |
| DSLGT1VGS147 | 140 x 70 x 85 | 60 x 50 x 30 | 977,00 | 54 | |
| DSLGT1VGS157 | 150 x 70 x 85 | 60 x 50 x 30 | 1.019,00 | 58 | |
| DSLGT1VGS167 | 160 x 70 x 85 | 60 x 50 x 30 | 1.073,00 | 63 | |



| 70 | MODELLO | DIMENSIONI cm | VASCHE/BOWL cm | Euro | Kg |
|--------------|---------------|------------------|-------------------|------|----|
| | | L x P x H | L x P x H | | |
| | DSLGT1VGD107 | 100 x 70 x 85 | 40 x 50 x 30 | | |
| DSLGT1VGD117 | 110 x 70 x 85 | 40 x 50 x 30 | 880,00 | 44 | |
| DSLGT1VGD127 | 120 x 70 x 85 | 50 x 50 x 30 | 905,00 | 45 | |
| DSLGT1VGD137 | 130 x 70 x 85 | 50 x 50 x 30 | 951,00 | 49 | |
| DSLGT1VGD147 | 140 x 70 x 85 | 60 x 50 x 30 | 977,00 | 54 | |
| DSLGT1VGD157 | 150 x 70 x 85 | 60 x 50 x 30 | 1.019,00 | 58 | |
| DSLGT1VGD167 | 160 x 70 x 85 | 60 x 50 x 30 | 1.073,00 | 63 | |

| 70 | MODELLO | DIMENSIONI cm | VASCHE/BOWL cm | Euro | Kg |
|------------|---------------|------------------|-------------------|------|----|
| | | L x P x H | L x P x H | | |
| | DSLGT2V107 | 100 x 70 x 85 | 40 x 50 x 30 | | |
| DSLGT2V117 | 110 x 70 x 85 | 40 x 50 x 30 | 1.099,00 | 43 | |
| DSLGT2V127 | 120 x 70 x 85 | 50 x 50 x 30 | 1.129,00 | 44 | |
| DSLGT2V137 | 130 x 70 x 85 | 50 x 50 x 30 | 1.165,00 | 47 | |
| DSLGT2V147 | 140 x 70 x 85 | 60 x 50 x 30 | 1.204,00 | 50 | |

GAMBE TONDE Ø 50 mm
Round legs / Andegerundete beine / Pieds rondes

COPERTURA POSTERIORE DELL'ALZATINA CON MAGGIORAZIONE DEL 10% SUL PREZZO NETTO
back cover on the up stand with a 10% of increase on the net price
ausschnitt inclusive trou pour robinetmélangeur monotrou gratuit aufpreis 10% für sonderanfertigung
augmentation du prix net du 10% pour la couverture arrière du dossier

LAVATOI

LAVATOIO SU GAMBE TONDE E RIPIANO

ON ROUNDS LEGS WITH SHELF
AUF BEINE MIT EINLEGEBODEN
SUR PIEDS AVEC RAYON

LAVATOI SU GAMBE FORNITI SMONTATI
sink units on legs are disassembled
spultiske zum aufstellen
plonges sur pieds en pièce détachées



| 70 | MODELLO | DIMENSIONI cm | VASCHE/BOWL cm | Euro | Kg |
|--------------|---------------|------------------|-------------------|------|----|
| | | L x P x H | L x P x H | | |
| | DSLGT2VGS147 | 140 x 70 x 85 | 40 x 50 x 30 | | |
| DSLGT2VGS157 | 150 x 70 x 85 | 40 x 50 x 30 | 1.187,00 | 53 | |
| DSLGT2VGS167 | 160 x 70 x 85 | 50 x 50 x 30 | 1.208,00 | 55 | |
| DSLGT2VGS177 | 170 x 70 x 85 | 50 x 50 x 30 | 1.258,00 | 57 | |
| DSLGT2VGS187 | 180 x 70 x 85 | 50 x 50 x 30 | 1.281,00 | 60 | |
| DSLGT2VGS197 | 190 x 70 x 85 | 50 x 50 x 30 | 1.316,00 | 63 | |
| DSLGT2VGS207 | 200 x 70 x 85 | 60 x 50 x 30 | 1.342,00 | 65 | |

| 70 | MODELLO | DIMENSIONI cm | VASCHE/BOWL cm | Euro | Kg |
|--------------|---------------|------------------|-------------------|------|----|
| | | L x P x H | L x P x H | | |
| | DSLGT2VGD147 | 140 x 70 x 85 | 40 x 50 x 30 | | |
| DSLGT2VGD157 | 150 x 70 x 85 | 40 x 50 x 30 | 1.187,00 | 53 | |
| DSLGT2VGD167 | 160 x 70 x 85 | 50 x 50 x 30 | 1.208,00 | 55 | |
| DSLGT2VGD177 | 170 x 70 x 85 | 50 x 50 x 30 | 1.258,00 | 57 | |
| DSLGT2VGD187 | 180 x 70 x 85 | 50 x 50 x 30 | 1.281,00 | 60 | |
| DSLGT2VGD197 | 190 x 70 x 85 | 50 x 50 x 30 | 1.316,00 | 63 | |
| DSLGT2VGD207 | 200 x 70 x 85 | 60 x 50 x 30 | 1.342,00 | 67 | |



| 70 | MODELLO | DIMENSIONI cm | VASCHE/BOWL cm | Euro | Kg |
|--------------|---------------|------------------|-------------------|------|----|
| | | L x P x H | L x P x H | | |
| | DSLGT2V2G187 | 180 x 70 x 85 | 40 x 50 x 30 | | |
| DSLGT2V2G207 | 200 x 70 x 85 | 50 x 50 x 30 | 1.560,00 | 65 | |
| DSLGT2V2G227 | 220 x 70 x 85 | 50 x 50 x 30 | 1.824,00 | 69 | |
| DSLGT2V2G247 | 240 x 70 x 85 | 50 x 50 x 30 | 1.998,00 | 78 | |

| 70 | MODELLO | DIMENSIONI cm | VASCHE/BOWL cm | Euro | Kg |
|------------|---------------|------------------|-------------------|------|----|
| | | L x P x H | L x P x H | | |
| | DSLGT1V107 | 100 x 70 x 85 | 80 x 50 x 30 | | |
| DSLGT1V127 | 120 x 70 x 85 | 95 x 50 x 30 | 1.678,00 | 39 | |
| DSLGT1V147 | 140 x 70 x 85 | 120 x 50 x 30 | 1.738,00 | 45 | |
| DSLGT1V167 | 160 x 70 x 85 | 140 x 50 x 30 | 1.877,00 | 51 | |
| DSLGT1V187 | 180 x 70 x 85 | 160 x 50 x 30 | 2.046,00 | 58 | |
| DSLGT1V207 | 200 x 70 x 85 | 180 x 50 x 30 | 2.132,00 | 64 | |

GAMBE TONDE Ø 50 mm
Round legs / Andegerundete beine / Pieds rondes

COPERTURA POSTERIORE DELL'ALZATINA CON MAGGIORAZIONE DEL 10 % SUL PREZZO NETTO
back cover on the up stand with a 10% of increase on the net price
ausschnitt inclusive trou pour robinetmélangeur monotrou gratuit aufpreis 10% für sonderanfertigung
augmentation du prix net du 10% pour la couverture arrière du dossier

LAVATOI

LAVATOIO SU FIANCHI E RIPIANO

ON PANEL WITH SHELF
AUF SEITENWAENDEN MIT EINLRGRBODEN
SUR PANNEAUX LATERAUX AVEC RAYON



| 70 | MODELLO | DIMENSIONI cm | VASCHE/BOWL cm | Euro | Kg |
|----|----------|------------------|-------------------|--------|----|
| | | L x P x H | L x P x H | | |
| | DSL1V057 | 50 x 70 x 85 | 40 x 50 x 30 | 714,00 | 29 |
| | DSL1V067 | 60 x 70 x 85 | 40 x 50 x 30 | 733,00 | 31 |
| | DSL1V077 | 70 x 70 x 85 | 60 x 50 x 30 | 745,00 | 34 |
| | DSL1V087 | 80 x 70 x 85 | 60 x 50 x 30 | 863,00 | 38 |

| 70 | MODELLO | DIMENSIONI cm | VASCHE/BOWL cm | Euro | Kg |
|----|------------|------------------|-------------------|----------|----|
| | | L x P x H | L x P x H | | |
| | DSL1VGS107 | 100 x 70 x 85 | 40 x 50 x 30 | 897,00 | 50 |
| | DSL1VGS117 | 110 x 70 x 85 | 50 x 50 x 30 | 923,00 | 51 |
| | DSL1VGS127 | 120 x 70 x 85 | 50 x 50 x 30 | 951,00 | 52 |
| | DSL1VGS137 | 130 x 70 x 85 | 50 x 50 x 30 | 998,00 | 56 |
| | DSL1VGS147 | 140 x 70 x 85 | 60 x 50 x 30 | 1.027,00 | 61 |
| | DSL1VGS157 | 150 x 70 x 85 | 60 x 50 x 30 | 1.089,00 | 65 |
| | DSL1VGS167 | 160 x 70 x 85 | 60 x 50 x 30 | 1.165,00 | 69 |



| 70 | MODELLO | DIMENSIONI cm | VASCHE/BOWL cm | Euro | Kg |
|----|------------|------------------|-------------------|----------|----|
| | | L x P x H | L x P x H | | |
| | DSL1VGD107 | 100 x 70 x 85 | 40 x 50 x 30 | 897,00 | 50 |
| | DSL1VGD117 | 110 x 70 x 85 | 40 x 50 x 30 | 923,00 | 51 |
| | DSL1VGD127 | 120 x 70 x 85 | 50 x 50 x 30 | 951,00 | 52 |
| | DSL1VGD137 | 130 x 70 x 85 | 50 x 50 x 30 | 998,00 | 56 |
| | DSL1VGD147 | 140 x 70 x 85 | 60 x 50 x 30 | 1.027,00 | 61 |
| | DSL1VGD157 | 150 x 70 x 85 | 60 x 50 x 30 | 1.089,00 | 65 |
| | DSL1VGD167 | 160 x 70 x 85 | 60 x 50 x 30 | 1.165,00 | 69 |

| 70 | MODELLO | DIMENSIONI cm | VASCHE/BOWL cm | Euro | Kg |
|----|----------|------------------|-------------------|----------|----|
| | | L x P x H | L x P x H | | |
| | DSL2V107 | 100 x 70 x 85 | 40 x 50 x 30 | 1.128,00 | 50 |
| | DSL2V117 | 110 x 70 x 85 | 40 x 50 x 30 | 1.154,00 | 52 |
| | DSL2V127 | 120 x 70 x 85 | 50 x 50 x 30 | 1.186,00 | 54 |
| | DSL2V137 | 130 x 70 x 85 | 50 x 50 x 30 | 1.224,00 | 56 |
| | DSL2V147 | 140 x 70 x 85 | 60 x 50 x 30 | 1.264,00 | 59 |

COPERTURA POSTERIORE DELL'ALZATINA CON MAGGIORAZIONE DEL 10 % SUL PREZZO NETTO
back cover on the up stand with a 10% of increase on the net price
ausschnitt inclusive trou pour robinetmélangeur monotrou gratuit aufpreis 10% für sonderanfertigung
augmentation du prix net du 10% pour la couverture arrière du dossier

LAVATOI

LAVATOIO SU FIANCHI E RIPIANO

ON PANEL WITH SHELF
AUF SEITEN WAENDEN MIT EINLRGR BODEN
SUR PANNEAUX LATERAL AUX AVEC RAYON



| 70 | MODELLO | DIMENSIONI cm | VASCHE/BOWL cm | Euro | Kg |
|-------------|---------------|------------------|-------------------|------|----|
| | | L x P x H | L x P x H | | |
| | DSLF2VGS147 | 140 x 70 x 85 | 40 x 50 x 30 | | |
| DSLF2VGS157 | 150 x 70 x 85 | 40 x 50 x 30 | 1.247,00 | 62 | |
| DSLF2VGS167 | 160 x 70 x 85 | 50 x 50 x 30 | 1.269,00 | 65 | |
| DSLF2VGS177 | 170 x 70 x 85 | 50 x 50 x 30 | 1.320,00 | 68 | |
| DSLF2VGS187 | 180 x 70 x 85 | 50 x 50 x 30 | 1.346,00 | 72 | |
| DSLF2VGS197 | 190 x 70 x 85 | 50 x 50 x 30 | 1.382,00 | 75 | |
| DSLF2VGS207 | 200 x 70 x 85 | 60 x 50 x 30 | 1.462,00 | 78 | |

| 70 | MODELLO | DIMENSIONI cm | VASCHE/BOWL cm | Euro | Kg |
|-------------|---------------|------------------|-------------------|------|----|
| | | L x P x H | L x P x H | | |
| | DSLF2VGD147 | 140 x 70 x 85 | 40 x 50 x 30 | | |
| DSLF2VGD157 | 150 x 70 x 85 | 40 x 50 x 30 | 1.247,00 | 62 | |
| DSLF2VGD167 | 160 x 70 x 85 | 50 x 50 x 30 | 1.269,00 | 65 | |
| DSLF2VGD177 | 170 x 70 x 85 | 50 x 50 x 30 | 1.320,00 | 68 | |
| DSLF2VGD187 | 180 x 70 x 85 | 50 x 50 x 30 | 1.346,00 | 72 | |
| DSLF2VGD197 | 190 x 70 x 85 | 50 x 50 x 30 | 1.382,00 | 75 | |
| DSLF2VGD207 | 200 x 70 x 85 | 60 x 50 x 30 | 1.462,00 | 78 | |



| 70 | MODELLO | DIMENSIONI cm | VASCHE/BOWL cm | Euro | Kg |
|-------------|---------------|------------------|-------------------|------|----|
| | | L x P x H | L x P x H | | |
| | DSLF2V2G187 | 180 x 70 x 85 | 40 x 50 x 30 | | |
| DSLF2V2G207 | 200 x 70 x 85 | 50 x 50 x 30 | 1.638,00 | 78 | |
| DSLF2V2G227 | 220 x 70 x 85 | 50 x 50 x 30 | 1.910,00 | 82 | |
| DSLF2V2G247 | 240 x 70 x 85 | 50 x 50 x 30 | 2.070,00 | 91 | |

| 70 | MODELLO | DIMENSIONI cm | VASCHE/BOWL cm | Euro | Kg |
|-----------|---------------|------------------|-------------------|------|----|
| | | L x P x H | L x P x H | | |
| | DSLF1V107 | 100 x 70 x 85 | 80 x 50 x 30 | | |
| DSLF1V127 | 120 x 70 x 85 | 95 x 50 x 30 | 1.763,00 | 47 | |
| DSLF1V147 | 140 x 70 x 85 | 120 x 50 x 30 | 1.825,00 | 52 | |
| DSLF1V167 | 160 x 70 x 85 | 140 x 50 x 30 | 1.972,00 | 57 | |
| DSLF1V187 | 180 x 70 x 85 | 160 x 50 x 30 | 2.067,00 | 63 | |
| DSLF1V207 | 200 x 70 x 85 | 180 x 50 x 30 | 2.239,00 | 68 | |

COPERTURA POSTERIORE DELL'ALZATINA CON MAGGIORAZIONE DEL 10 % SUL PREZZO NETTO
back cover on the up stand with a 10% of increase on the net price
ausschnitt inclusive trou pour robinetmelangeur monotrou gratuit aufpreis 10% für sonderanfertigung
augmentation du prix net du 10% pour la couverture arrière du dossier

LAVATOI

LAVATOIO SU ARMADIO

* porta battente
* hinged door
* flugeture
* porte battante

ON CABINET
AUF SCHRANK
SUR ARMOIRE

SPORTELLI TAMBURATI RIMOVIBILI
removable double skin doors
herausziehende furnierte turen
porte double paroi demontable



| 70 | MODELLO | DIMENSIONI cm | VASCHE/BOWL cm | Euro | Kg |
|-----------|---------------|------------------|-------------------|--------|----|
| | | L x P x H | L x P x H | | |
| | DSLA1V057 | *50 x 70 x 85 | 40 x 50 x 30 | 839,00 | 32 |
| DSLA1V067 | *60 x 70 x 85 | 40 x 50 x 30 | 861,00 | 36 | |
| DSLA1V077 | *70 x 70 x 85 | 60 x 50 x 30 | 885,00 | 40 | |
| DSLA1V087 | *80 x 70 x 85 | 60 x 50 x 30 | 911,00 | 44 | |

| 70 | MODELLO | DIMENSIONI cm | VASCHE/BOWL cm | Euro | Kg |
|-------------|---------------|------------------|-------------------|----------|----|
| | | L x P x H | L x P x H | | |
| | DSLA1VGS107 | 100 x 70 x 85 | 40 x 50 x 30 | 1.148,00 | 58 |
| DSLA1VGS117 | 110 x 70 x 85 | 40 x 50 x 30 | 1.172,00 | 59 | |
| DSLA1VGS127 | 120 x 70 x 85 | 50 x 50 x 30 | 1.201,00 | 60 | |
| DSLA1VGS137 | 130 x 70 x 85 | 50 x 50 x 30 | 1.242,00 | 64 | |
| DSLA1VGS147 | 140 x 70 x 85 | 60 x 50 x 30 | 1.285,00 | 68 | |
| DSLA1VGS157 | 150 x 70 x 85 | 60 x 50 x 30 | 1.337,00 | 72 | |
| DSLA1VGS167 | 160 x 70 x 85 | 60 x 50 x 30 | 1.413,00 | 76 | |



| 70 | MODELLO | DIMENSIONI cm | VASCHE/BOWL cm | Euro | Kg |
|-------------|---------------|------------------|-------------------|----------|----|
| | | L x P x H | L x P x H | | |
| | DSLA1VGD107 | 100 x 70 x 85 | 40 x 50 x 30 | 1.148,00 | 58 |
| DSLA1VGD117 | 110 x 70 x 85 | 40 x 50 x 30 | 1.172,00 | 59 | |
| DSLA1VGD127 | 120 x 70 x 85 | 50 x 50 x 30 | 1.201,00 | 60 | |
| DSLA1VGD137 | 130 x 70 x 85 | 50 x 50 x 30 | 1.242,00 | 64 | |
| DSLA1VGD147 | 140 x 70 x 85 | 60 x 50 x 30 | 1.285,00 | 68 | |
| DSLA1VGD157 | 150 x 70 x 85 | 60 x 50 x 30 | 1.337,00 | 72 | |
| DSLA1VGD167 | 160 x 70 x 85 | 60 x 50 x 30 | 1.413,00 | 76 | |

| 70 | MODELLO | DIMENSIONI cm | VASCHE/BOWL cm | Euro | Kg |
|-----------|---------------|------------------|-------------------|----------|----|
| | | L x P x H | L x P x H | | |
| | DSLA2V107 | 100 x 70 x 85 | 40 x 50 x 30 | 1.346,00 | 60 |
| DSLA2V117 | 110 x 70 x 85 | 40 x 50 x 30 | 1.373,00 | 62 | |
| DSLA2V127 | 120 x 70 x 85 | 50 x 50 x 30 | 1.408,00 | 64 | |
| DSLA2V137 | 130 x 70 x 85 | 50 x 50 x 30 | 1.451,00 | 66 | |
| DSLA2V147 | 140 x 70 x 85 | 60 x 50 x 30 | 1.493,00 | 68 | |

COPERTURA POSTERIORE DELL'ALZATINA CON MAGGIORAZIONE DEL 10% SUL PREZZO NETTO
back cover on the up stand with a 10% of increase on the net price
ausschnitt inclusive trou pour robinetmélangeur monotrou gratuit aufpreis 10% für sonderanfertigung
augmentation du prix net de 10% pour la couverture arrière du dossier

LAVATOI

LAVATOIO SU ARMADIO

* porta battente
* hinged door
* flugeture
* porte battante

ON CABINET
AUF SCHRANK
SUR ARMOIRE

SPORTELLI TAMBURATI RIMOVIBILI
removable double skin doors
herausziehende furnierte turen
porte double paroi demontable



| 70 | MODELLO | DIMENSIONI cm | VASCHE/BOWL cm | Euro | Kg |
|-------------|---------------|------------------|-------------------|------|----|
| | | L x P x H | L x P x H | | |
| | DSLA2VGS147 | 140 x 70 x 85 | 40 x 50 x 30 | | |
| DSLA2VGS157 | 150 x 70 x 85 | 40 x 50 x 30 | 1.644,00 | 72 | |
| DSLA2VGS167 | 160 x 70 x 85 | 50 x 50 x 30 | 1.678,00 | 76 | |
| DSLA2VGS177 | 170 x 70 x 85 | 50 x 50 x 30 | 1.716,00 | 80 | |
| DSLA2VGS187 | 180 x 70 x 85 | 50 x 50 x 30 | 1.762,00 | 84 | |
| DSLA2VGS197 | 190 x 70 x 85 | 50 x 50 x 30 | 1.809,00 | 88 | |
| DSLA2VGS207 | 200 x 70 x 85 | 60 x 50 x 30 | 1.861,00 | 92 | |

| 70 | MODELLO | DIMENSIONI cm | VASCHE/BOWL cm | Euro | Kg |
|-------------|---------------|------------------|-------------------|------|----|
| | | L x P x H | L x P x H | | |
| | DSLA2VGD147 | 140 x 70 x 85 | 40 x 50 x 30 | | |
| DSLA2VGD157 | 150 x 70 x 85 | 40 x 50 x 30 | 1.644,00 | 72 | |
| DSLA2VGD167 | 160 x 70 x 85 | 50 x 50 x 30 | 1.678,00 | 76 | |
| DSLA2VGD177 | 170 x 70 x 85 | 50 x 50 x 30 | 1.716,00 | 80 | |
| DSLA2VGD187 | 180 x 70 x 85 | 50 x 50 x 30 | 1.762,00 | 84 | |
| DSLA2VGD197 | 190 x 70 x 85 | 50 x 50 x 30 | 1.809,00 | 88 | |
| DSLA2VGD207 | 200 x 70 x 85 | 60 x 50 x 30 | 1.861,00 | 92 | |



| 70 | MODELLO | DIMENSIONI cm | VASCHE/BOWL cm | Euro | Kg |
|-------------|---------------|------------------|-------------------|------|----|
| | | L x P x H | L x P x H | | |
| | DSLA2V2G187 | 180 x 70 x 85 | 40 x 50 x 30 | | |
| DSLA2V2G207 | 200 x 70 x 85 | 50 x 50 x 30 | 1.858,00 | 92 | |
| DSLA2V2G227 | 220 x 70 x 85 | 50 x 50 x 30 | 1.916,00 | 96 | |
| DSLA2V2G247 | 240 x 70 x 85 | 50 x 50 x 30 | 2.098,00 | 104 | |

| 70 | MODELLO | DIMENSIONI cm | VASCHE/BOWL cm | Euro | Kg |
|-----------|---------------|------------------|-------------------|------|----|
| | | L x P x H | L x P x H | | |
| | DSLA1V107 | 100 x 70 x 85 | 80 x 50 x 35 | | |
| DSLA1V127 | 120 x 70 x 85 | 95 x 50 x 35 | 1.823,00 | 56 | |
| DSLA1V147 | 140 x 70 x 85 | 120 x 50 x 35 | 1.928,00 | 60 | |
| DSLA1V167 | 160 x 70 x 85 | 140 x 50 x 35 | 1.947,00 | 64 | |
| DSLA1V187 | 180 x 70 x 85 | 160 x 50 x 35 | 2.149,00 | 68 | |
| DSLA1V207 | 200 x 70 x 85 | 180 x 50 x 35 | 2.347,00 | 72 | |

COPERTURA POSTERIORE DELL'ALZATINA CON MAGGIORAZIONE DEL 10% SUL PREZZO NETTO
back cover on the up stand with a 10% of increase on the net price
ausschnitt inclusive trou pour robinetmélangeur monotrou gratuit aufpreis 10% für sonderanfertigung
augmentation du prix net de 10% pour la couverture arrière du dossier

LAVATOI

LAVATOIO SU GAMBE E RIPIANO

ON LEGS WITH SHELF
AUF BEINE MIT EINLEGEBODEN
SUR PIEDS AVEC RAYON



LAVATOIO SU GAMBE TONDE E RIPIANO

ON ROUNDS LEGS WITH SHELF
AUF BEINE MIT EINLEGEBODEN
SUR PIEDS AVEC RAYON



| 60 | MODELLO | DIMENSIONI cm | VASCHE/BOWL cm | Euro | Kg |
|----|------------|------------------|-------------------|----------|----|
| | | L x P x H | L x P x H | | |
| | DSLGT2V166 | 160 x 60 x 85 | 70 x 50 x 35 | 2.343,00 | 58 |
| | DSLGT2V186 | 180 x 60 x 85 | 80 x 50 x 35 | 2.532,00 | 60 |
| | DSLGT2V206 | 200 x 60 x 85 | 80 x 50 x 35 | 2.651,00 | 62 |

| 60 | MODELLO | DIMENSIONI cm | VASCHE/BOWL cm | Euro | Kg |
|----|------------|------------------|-------------------|----------|----|
| | | L x P x H | L x P x H | | |
| | DSLGT2V166 | 160 x 60 x 85 | 70 x 50 x 35 | 2.460,00 | 58 |
| | DSLGT2V186 | 180 x 60 x 85 | 80 x 50 x 35 | 2.659,00 | 60 |
| | DSLGT2V206 | 200 x 60 x 85 | 80 x 50 x 35 | 2.790,00 | 62 |

| 70 | MODELLO | DIMENSIONI cm | VASCHE/BOWL cm | Euro | Kg |
|----|------------|------------------|-------------------|----------|----|
| | | L x P x H | L x P x H | | |
| | DSLGT2V167 | 160 x 70 x 85 | 70 x 50 x 35 | 2.577,00 | 61 |
| | DSLGT2V187 | 180 x 70 x 85 | 80 x 50 x 35 | 2.769,00 | 66 |
| | DSLGT2V207 | 200 x 70 x 85 | 80 x 50 x 35 | 2.918,00 | 67 |

| 60 | MODELLO | DIMENSIONI cm | VASCHE/BOWL cm | Euro | Kg |
|----|------------|------------------|-------------------|----------|----|
| | | L x P x H | L x P x H | | |
| | DSLGT2V167 | 160 x 70 x 85 | 70 x 50 x 35 | 2.705,00 | 61 |
| | DSLGT2V187 | 180 x 70 x 85 | 80 x 50 x 35 | 2.907,00 | 66 |
| | DSLGT2V207 | 200 x 70 x 85 | 80 x 50 x 35 | 3.063,00 | 67 |

GAMBE TONDE Ø 50 mm
Round legs /Andeđerundete beine / Pieds rondes

LAVATOI SU GAMBE FORNITI SMONTATI
sink units on legs are disassembled
spültiscke zum aufstellen
plonges sur pieds en pièce détachées

COPERTURA POSTERIORE DELL'ALZATINA CON MAGGIORAZIONE DEL 10% SUL PREZZO NETTO
back cover on the up stand with a 10% of increase on the net price
ausschnitt inclusive trou pour robinetmelangeur monotrou gratuit aufpreis 10% für sonderanfertigung
augmentation du prix net du 10% pour la couverture arrière du dossierer

LAVATOI

LAVATOIO SU FIANCHI E RIPIANO

ON PANEL WITH SHELF
AUF SEITENWAENDEN MIT EINLRGRBODEN
SUR PANNEAUX LATERAUX AVEC RAYON



LAVATOIO SU ARMADIO

ON CABINET
AUF SCHRANK
SUR ARMOIRE



| 60 | MODELLO | DIMENSIONI cm | VASCHE/BOWL cm | Euro | Kg |
|----------|---------------|------------------|-------------------|----------|----|
| | | L x P x H | L x P x H | | |
| | DSL2V166 | 160 x 60 x 85 | 70 x 50 x 35 | 2.391,00 | 71 |
| DSL2V186 | 180 x 60 x 85 | 80 x 50 x 35 | 2.418,00 | 73 | |
| DSL2V206 | 200 x 60 x 85 | 80 x 50 x 35 | 2.710,00 | 76 | |

| 60 | MODELLO | DIMENSIONI cm | VASCHE/BOWL cm | Euro | Kg |
|----------|---------------|------------------|-------------------|----------|----|
| | | L x P x H | L x P x H | | |
| | DSL2V166 | 160 x 60 x 85 | 70 x 40 x 35 | 2.583,00 | 71 |
| DSL2V186 | 180 x 60 x 85 | 80 x 40 x 35 | 2.791,00 | 73 | |
| DSL2V206 | 200 x 60 x 85 | 80 x 40 x 35 | 2.934,00 | 76 | |

| 70 | MODELLO | DIMENSIONI cm | VASCHE/BOWL cm | Euro | Kg |
|----------|---------------|------------------|-------------------|----------|----|
| | | L x P x H | L x P x H | | |
| | DSL2V167 | 160 x 70 x 85 | 70 x 50 x 35 | 2.628,00 | 73 |
| DSL2V187 | 180 x 70 x 85 | 80 x 50 x 35 | 2.686,00 | 78 | |
| DSL2V207 | 200 x 70 x 85 | 80 x 50 x 35 | 3.009,00 | 80 | |

| 60 | MODELLO | DIMENSIONI cm | VASCHE/BOWL cm | Euro | Kg |
|----------|---------------|------------------|-------------------|----------|----|
| | | L x P x H | L x P x H | | |
| | DSL2V167 | 160 x 70 x 85 | 70 x 50 x 35 | 2.842,00 | 86 |
| DSL2V187 | 180 x 70 x 85 | 80 x 50 x 35 | 3.056,00 | 90 | |
| DSL2V207 | 200 x 70 x 85 | 80 x 50 x 35 | 3.227,00 | 94 | |

SPORTELLI TAMBURATI RIMOVIBILI
removable double skin doors
herausziehente furnierte turen
porte double paroi demontable

COPERTURA POSTERIORE DELL'ALZATINA CON MAGGIORAZIONE DEL 10% SUL PREZZO NETTO
back cover on the up stand with a 10% of increase on the net price
ausschnitt inclusive trou pour robinetmélangeur monotrou gratuit aufpreis 10% für sonderanfertigung
augmentation du prix net du 10% pour la couverture arrière du dossier

LAVATOI

LAVATOIO SU GAMBE E RIPIANO CON VANO LAVASTOVIGLIE

ON LEGS AND SHELF WITH HOLLOW DISHWASHER
AUF BEINE UND EINLEGEBODEN MIT OFFNUNG GESCHIRRPULMASCHINEN
SUR PIEDS ET RAYON AVEC OUVERTURE LAVE-VAISSELLES

LAVATOI SU GAMBE FORNITI SMONTATI
sink units on legs are disassembled
spültische zum aufstellen
plonges sur pieds en pièce détachées



| 60 | MODELLO | DIMENSIONI cm | VASCHE/BOWL cm | Euro | Kg |
|----|-----------|------------------|-------------------|--------|----|
| | | L x P x H | L x P x H | | |
| | DSLGLD126 | 120 x 60 x 85 | 50 x 40 x 30 | 831,00 | 30 |
| | DSLGLD146 | 140 x 60 x 85 | 50 x 40 x 30 | 886,00 | 32 |
| 70 | DSLGLD127 | 120 x 70 x 85 | 50 x 50 x 30 | 847,00 | 33 |
| | DSLGLD147 | 140 x 70 x 85 | 60 x 50 x 30 | 904,00 | 35 |

| 60 | MODELLO | DIMENSIONI cm | VASCHE/BOWL cm | Euro | Kg |
|----|-----------|------------------|-------------------|--------|----|
| | | L x P x H | L x P x H | | |
| | DSLGLS126 | 120 x 60 x 85 | 50 x 40 x 30 | 831,00 | 30 |
| | DSLGLS146 | 140 x 60 x 85 | 50 x 40 x 30 | 886,00 | 32 |
| 70 | DSLGLS127 | 120 x 70 x 85 | 50 x 50 x 30 | 847,00 | 33 |
| | DSLGLS147 | 140 x 70 x 85 | 60 x 50 x 30 | 904,00 | 35 |



| 60 | MODELLO | DIMENSIONI cm | VASCHE/BOWL cm | Euro | Kg |
|----|------------|------------------|-------------------|----------|----|
| | | L x P x H | L x P x H | | |
| | DSL2VLD166 | 160 x 60 x 85 | 40 x 40 x 30 | 1.085,00 | 38 |
| | DSL2VLD186 | 180 x 60 x 85 | 50 x 40 x 30 | 1.174,00 | 42 |
| | DSL2VLD206 | 200 x 60 x 85 | 50 x 40 x 30 | 1.264,00 | 46 |
| 70 | DSL2VLD167 | 160 x 70 x 85 | 40 x 50 x 30 | 1.106,00 | 41 |
| | DSL2VLD187 | 180 x 70 x 85 | 50 x 50 x 30 | 1.194,00 | 45 |
| | DSL2VLD207 | 200 x 70 x 85 | 60 x 50 x 30 | 1.283,00 | 49 |

| 60 | MODELLO | DIMENSIONI cm | VASCHE/BOWL cm | Euro | Kg |
|----|------------|------------------|-------------------|----------|----|
| | | L x P x H | L x P x H | | |
| | DSL2VLS166 | 160 x 60 x 85 | 40 x 40 x 30 | 1.085,00 | 38 |
| | DSL2VLS186 | 180 x 60 x 85 | 50 x 40 x 30 | 1.174,00 | 42 |
| | DSL2VLS206 | 200 x 60 x 85 | 50 x 40 x 30 | 1.264,00 | 46 |
| 70 | DSL2VLS167 | 160 x 70 x 85 | 40 x 50 x 30 | 1.106,00 | 41 |
| | DSL2VLS187 | 180 x 70 x 85 | 50 x 50 x 30 | 1.194,00 | 45 |
| | DSL2VLS207 | 200 x 70 x 85 | 60 x 50 x 30 | 1.283,00 | 49 |

COPERTURA POSTERIORE DELL'ALZATINA CON MAGGIORAZIONE DEL 10% SUL PREZZO NETTO
back cover on the up stand with a 10% of increase on the net price
ausschnitt inclusive trou pour robinetmélangeur monotrou gratuit aufpreis 10% für sonderanfertigung
augmentation du prix net du 10% pour la couverture arrière du dossier

LAVATOI

LAVATOIO SU FIANCHI CON VANO LAVASTOVIGLIE

ON PANEL WITH HOLLOW DISHWASHER
AUF SEITENWAENDEN OFFNUNG GESCHIRRSPULMASCHINEN
SUR PANNEAUX AVEC COUVERTURE LAVE-VAISSELLES



| 60 | MODELLO | DIMENSIONI cm | VASCHE/BOWL cm | Euro | Kg |
|----|-----------|------------------|-------------------|--------|----|
| | | L x P x H | L x P x H | | |
| | DSLFLD126 | 120 x 60 x 85 | 50 x 40 x 30 | 915,00 | 42 |
| | DSLFLD146 | 140 x 60 x 85 | 50 x 40 x 30 | 975,00 | 46 |
| 70 | MODELLO | DIMENSIONI cm | VASCHE/BOWL cm | Euro | Kg |
| | | L x P x H | L x P x H | | |
| | DSLFLD127 | 120 x 70 x 85 | 50 x 50 x 30 | 933,00 | 44 |
| | DSLFLD147 | 140 x 70 x 85 | 60 x 50 x 30 | 994,00 | 49 |

| 60 | MODELLO | DIMENSIONI cm | VASCHE/BOWL cm | Euro | Kg |
|----|-----------|------------------|-------------------|--------|----|
| | | L x P x H | L x P x H | | |
| | DSLFLS126 | 120 x 60 x 85 | 50 x 40 x 30 | 915,00 | 42 |
| | DSLFLS146 | 140 x 60 x 85 | 50 x 40 x 30 | 975,00 | 46 |
| 70 | MODELLO | DIMENSIONI cm | VASCHE/BOWL cm | Euro | Kg |
| | | L x P x H | L x P x H | | |
| | DSLFLS127 | 120 x 70 x 85 | 50 x 50 x 30 | 933,00 | 44 |
| | DSLFLS147 | 140 x 70 x 85 | 60 x 50 x 30 | 994,00 | 49 |



| 60 | MODELLO | DIMENSIONI cm | VASCHE/BOWL cm | Euro | Kg |
|----|------------|------------------|-------------------|----------|----|
| | | L x P x H | L x P x H | | |
| | DSL2VLD166 | 160 x 60 x 85 | 40 x 40 x 30 | 1.194,00 | 54 |
| | DSL2VLD186 | 180 x 60 x 85 | 50 x 40 x 30 | 1.292,00 | 59 |
| | DSL2VLD206 | 200 x 60 x 85 | 50 x 40 x 30 | 1.392,00 | 65 |
| 70 | MODELLO | DIMENSIONI cm | VASCHE/BOWL cm | Euro | Kg |
| | | L x P x H | L x P x H | | |
| | DSL2VLD167 | 160 x 70 x 85 | 40 x 50 x 30 | 1.217,00 | 56 |
| | DSL2VLD187 | 180 x 70 x 85 | 50 x 50 x 30 | 1.313,00 | 63 |
| | DSL2VLD207 | 200 x 70 x 85 | 60 x 50 x 30 | 1.412,00 | 69 |

| 60 | MODELLO | DIMENSIONI cm | VASCHE/BOWL cm | Euro | Kg |
|----|------------|------------------|-------------------|----------|----|
| | | L x P x H | L x P x H | | |
| | DSL2VLS166 | 160 x 60 x 85 | 40 x 40 x 30 | 1.194,00 | 54 |
| | DSL2VLS186 | 180 x 60 x 85 | 50 x 40 x 30 | 1.292,00 | 59 |
| | DSL2VLS206 | 200 x 60 x 85 | 50 x 40 x 30 | 1.392,00 | 65 |
| 70 | MODELLO | DIMENSIONI cm | VASCHE/BOWL cm | Euro | Kg |
| | | L x P x H | L x P x H | | |
| | DSL2VLS167 | 160 x 70 x 85 | 40 x 50 x 30 | 1.217,00 | 56 |
| | DSL2VLS187 | 180 x 70 x 85 | 50 x 50 x 30 | 1.313,00 | 63 |
| | DSL2VLS207 | 200 x 70 x 85 | 60 x 50 x 30 | 1.412,00 | 69 |

COPERTURA POSTERIORE DELL'ALZATINA CON MAGGIORAZIONE DEL 10% SUL PREZZO NETTO
back cover on the up stand with a 10% of increase on the net price
ausschnitt inclusive trou pour robinet mélangeur monotrou gratuit au préris 10% für sonderanfertigung
augmentation du prix net du 10% pour la couverture arrière du dossier

LAVATOI

- * porta battente
- * hinged door
- * flugeture
- * porte battante

LAVATOIO SU ARMADIO CON VANO LAVASTOVIGLIE

ON CABINET WITH HOLLOW DISHWASHER
AUF SCHRANK MIT OFFNUNG GESCHIRRPULMASCHINEN
SUR ARMOIRE AVEC OUVERTURE LAVE-VAISSELLES

SPORTELLI TAMBURATI RIMOVIBILI
removable double skin doors
herausziehente furnierte turen
porte double paroi demontable



| 60 | MODELLO | DIMENSIONI cm | VASCHE/BOWL cm | Euro | Kg |
|----|-----------|------------------|-------------------|----------|----|
| | | L x P x H | L x P x H | | |
| | DSLALD126 | *120 x 60 x 85 | 50 x 40 x 30 | 1.053,00 | 53 |
| | DSLALD146 | *140 x 60 x 85 | 50 x 40 x 30 | 1.119,00 | 61 |
| 70 | DSLALD127 | *120 x 70 x 85 | 50 x 50 x 30 | 1.097,00 | 56 |
| | DSLALD147 | *140 x 70 x 85 | 60 x 50 x 30 | 1.165,00 | 64 |

| 60 | MODELLO | DIMENSIONI cm | VASCHE/BOWL cm | Euro | Kg |
|----|-----------|------------------|-------------------|----------|----|
| | | L x P x H | L x P x H | | |
| | DSLALS126 | *120 x 60 x 85 | 50 x 40 x 30 | 1.053,00 | 53 |
| | DSLALS146 | *140 x 60 x 85 | 50 x 40 x 30 | 1.119,00 | 61 |
| 70 | DSLALS127 | *120 x 70 x 85 | 50 x 50 x 30 | 1.097,00 | 56 |
| | DSLALS147 | *140 x 70 x 85 | 60 x 50 x 30 | 1.165,00 | 64 |



| 60 | MODELLO | DIMENSIONI cm | VASCHE/BOWL cm | Euro | Kg |
|----|-------------|------------------|-------------------|----------|----|
| | | L x P x H | L x P x H | | |
| | DSLA2VLD166 | 160 x 60 x 85 | 40 x 40 x 30 | 1.397,00 | 69 |
| | DSLA2VLD186 | 180 x 60 x 85 | 50 x 40 x 30 | 1.482,00 | 77 |
| | DSLA2VLD206 | 200 x 60 x 85 | 50 x 40 x 30 | 1.566,00 | 85 |
| 70 | DSLA2VLD167 | 160 x 70 x 85 | 40 x 50 x 30 | 1.455,00 | 72 |
| | DSLA2VLD187 | 180 x 70 x 85 | 50 x 50 x 30 | 1.543,00 | 80 |
| | DSLA2VLD207 | 200 x 70 x 85 | 60 x 50 x 30 | 1.631,00 | 88 |

| 60 | MODELLO | DIMENSIONI cm | VASCHE/BOWL cm | Euro | Kg |
|----|-------------|------------------|-------------------|----------|----|
| | | L x P x H | L x P x H | | |
| | DSLA2VLS166 | 160 x 60 x 85 | 40 x 40 x 30 | 1.397,00 | 69 |
| | DSLA2VLS186 | 180 x 60 x 85 | 50 x 40 x 30 | 1.482,00 | 77 |
| | DSLA2VLS206 | 200 x 60 x 85 | 50 x 40 x 30 | 1.566,00 | 85 |
| 70 | DSLA2VLS167 | 160 x 70 x 85 | 40 x 50 x 30 | 1.455,00 | 72 |
| | DSLA2VLS187 | 180 x 70 x 85 | 50 x 50 x 30 | 1.543,00 | 80 |
| | DSLA2VLS207 | 200 x 70 x 85 | 60 x 50 x 30 | 1.631,00 | 88 |

COPERTURA POSTERIORE DELL'ALZATINA CON MAGGIORAZIONE DEL 10% SUL PREZZO NETTO
back cover on the up stand with a 10% of increase on the net price
ausschnitt inclusive trou pour robinetmelangeur monotrou gratuit aufpreis 10% für sonderanfertigung
augmentation du prix net du 10% pour la couverture arrière du dossier

LAVATOI

LAVATOIO SU GAMBE E RIPIANO CON VANO PATTUMIERA

ON LEGS AND SHELF WITH HOLLOW DUSTBIN
AUF BEINE UND EINLEGEBODEN MIT OFFNUNG ABFALLBEHALTER
SUR PIEDS ET RAYON AVEC OUVERTURE POUBELLES

LAVATOI SU GAMBE FORNITI SMONTATI
sink units on legs are disassembled
spultiske zum aufstellen
plonges sur pieds en pièce détachées



| 60 | MODELLO | DIMENSIONI cm | VASCHE/BOWL cm | Euro | Kg |
|----|-----------|------------------|-------------------|----------|----|
| | | L x P x H | L x P x H | | |
| | DSLGPD126 | 120 x 60 x 85 | 50 x 40 x 30 | 941,00 | 32 |
| | DSLGPD146 | 140 x 60 x 85 | 50 x 40 x 30 | 1.094,00 | 34 |
| 70 | DSLGPD127 | 120 x 70 x 85 | 50 x 50 x 30 | 1.012,00 | 35 |
| | DSLGPD147 | 140 x 70 x 85 | 60 x 50 x 30 | 1.099,00 | 37 |

| 60 | MODELLO | DIMENSIONI cm | VASCHE/BOWL cm | Euro | Kg |
|----|-----------|------------------|-------------------|----------|----|
| | | L x P x H | L x P x H | | |
| | DSLGPS126 | 120 x 60 x 85 | 50 x 40 x 30 | 973,00 | 32 |
| | DSLGPS146 | 140 x 60 x 85 | 50 x 40 x 30 | 1.094,00 | 34 |
| 70 | DSLGPS127 | 120 x 70 x 85 | 50 x 50 x 30 | 1.012,00 | 35 |
| | DSLGPS147 | 140 x 70 x 85 | 60 x 50 x 30 | 1.099,00 | 37 |



| 60 | MODELLO | DIMENSIONI cm | VASCHE/BOWL cm | Euro | Kg |
|----|-------------|------------------|-------------------|----------|----|
| | | L x P x H | L x P x H | | |
| | DSLG2VPD166 | 160 x 60 x 85 | 40 x 40 x 30 | 1.298,00 | 40 |
| | DSLG2VPD186 | 180 x 60 x 85 | 50 x 40 x 30 | 1.416,00 | 44 |
| | DSLG2VPD206 | 200 x 60 x 85 | 50 x 40 x 30 | 1.504,00 | 48 |
| 70 | DSLG2VPD167 | 160 x 70 x 85 | 40 x 50 x 30 | 1.353,00 | 43 |
| | DSLG2VPD187 | 180 x 70 x 85 | 50 x 50 x 30 | 1.435,00 | 47 |
| | DSLG2VPD207 | 200 x 70 x 85 | 60 x 50 x 30 | 1.561,00 | 51 |

| 60 | MODELLO | DIMENSIONI cm | VASCHE/BOWL cm | Euro | Kg |
|----|-------------|------------------|-------------------|----------|----|
| | | L x P x H | L x P x H | | |
| | DSLG2VPS166 | 160 x 60 x 85 | 40 x 40 x 30 | 1.298,00 | 40 |
| | DSLG2VPS186 | 180 x 60 x 85 | 50 x 40 x 30 | 1.416,00 | 44 |
| | DSLG2VPS206 | 200 x 60 x 85 | 50 x 40 x 30 | 1.504,00 | 48 |
| 70 | DSLG2VPS167 | 160 x 70 x 85 | 40 x 50 x 30 | 1.353,00 | 43 |
| | DSLG2VPS187 | 180 x 70 x 85 | 50 x 50 x 30 | 1.435,00 | 47 |
| | DSLG2VPS207 | 200 x 70 x 85 | 60 x 50 x 30 | 1.561,00 | 51 |



FORO SCARICO RIFIUTI (Ø 22 Euro 173,00)
waste hole (Ø 22 Euro 173,00)
abfallschacht (Ø 22 Euro 173,00)
trou vide-deche (Ø 22 Euro 173,00)

COPERTURA POSTERIORE DELL'ALZATINA CON MAGGIORAZIONE DEL 10 % SUL PREZZO NETTO
back cover on the up stand with a 10% of increase on the net price
ausschnitt inclusive trou pour robinetmelangeur monotrou gratuit aufpreis 10% für sonderanfertigung
augmentation du prix net de 10% pour la couverture arrière du dossier

LAVATOI

LAVATOIO SU FIANCHI CON VANO PATTUMIERA

ON PANEL WITH HOLLOW DUSTBIN
AUF SEITENWAENDEN MIT OFFNUNG ABFALLBEHALTER
SUR PANNEAUX AVEC OUVERTURE POUBELLES



| 60 | MODELLO | DIMENSIONI cm | VASCHE/BOWL cm | Euro | Kg |
|----|-----------|------------------|-------------------|----------|----|
| | | L x P x H | L x P x H | | |
| | DSLFPD126 | 120 x 60 x 85 | 50 x 40 x 30 | 1.071,00 | 34 |
| | DSLFPD146 | 140 x 60 x 85 | 50 x 40 x 30 | 1.204,00 | 36 |
| 70 | DSLFPD127 | 120 x 70 x 85 | 50 x 50 x 30 | 1.115,00 | 37 |
| | DSLFPD147 | 140 x 70 x 85 | 60 x 50 x 30 | 1.210,00 | 39 |

| 60 | MODELLO | DIMENSIONI cm | VASCHE/BOWL cm | Euro | Kg |
|----|-----------|------------------|-------------------|----------|----|
| | | L x P x H | L x P x H | | |
| | DSLFPS126 | 120 x 60 x 85 | 50 x 40 x 30 | 1.071,00 | 34 |
| | DSLFPS146 | 140 x 60 x 85 | 50 x 40 x 30 | 1.204,00 | 36 |
| 70 | DSLFPS127 | 120 x 70 x 85 | 50 x 50 x 30 | 1.115,00 | 37 |
| | DSLFPS147 | 140 x 70 x 85 | 60 x 50 x 30 | 1.210,00 | 39 |



| 60 | MODELLO | DIMENSIONI cm | VASCHE/BOWL cm | Euro | Kg |
|----|--------------|------------------|-------------------|----------|----|
| | | L x P x H | L x P x H | | |
| | DSL2F2VPD166 | 160 x 60 x 85 | 40 x 40 x 30 | 1.428,00 | 42 |
| | DSL2F2VPD186 | 180 x 60 x 85 | 50 x 40 x 30 | 1.558,00 | 46 |
| | DSL2F2VPD206 | 200 x 60 x 85 | 50 x 40 x 30 | 1.719,00 | 50 |
| 70 | DSL2F2VPD167 | 160 x 70 x 85 | 40 x 50 x 30 | 1.490,00 | 45 |
| | DSL2F2VPD187 | 180 x 70 x 85 | 50 x 50 x 30 | 1.579,00 | 49 |
| | DSL2F2VPD207 | 200 x 70 x 85 | 60 x 50 x 30 | 1.655,00 | 53 |

| 60 | MODELLO | DIMENSIONI cm | VASCHE/BOWL cm | Euro | Kg |
|----|--------------|------------------|-------------------|----------|----|
| | | L x P x H | L x P x H | | |
| | DSL2F2VPS166 | 160 x 60 x 85 | 40 x 40 x 30 | 1.428,00 | 42 |
| | DSL2F2VPS186 | 180 x 60 x 85 | 50 x 40 x 30 | 1.558,00 | 46 |
| | DSL2F2VPS206 | 200 x 60 x 85 | 50 x 40 x 30 | 1.719,00 | 50 |
| 70 | DSL2F2VPS167 | 160 x 70 x 85 | 40 x 50 x 30 | 1.490,00 | 45 |
| | DSL2F2VPS187 | 180 x 70 x 85 | 50 x 50 x 30 | 1.579,00 | 49 |
| | DSL2F2VPS207 | 200 x 70 x 85 | 60 x 50 x 30 | 1.655,00 | 53 |



FORO SCARICO RIFIUTI (Ø 22 Euro 173,00)
waste hole (Ø 22 Euro 173,00)
abfallschacht (Ø 22 Euro 173,00)
trou vide-deche (Ø 22 Euro 173,00)

COPERTURA POSTERIORE DELL'ALZATINA CON MAGGIORAZIONE DEL 10 % SUL PREZZO NETTO
back cover on the up stand with a 10% of increase on the net price
ausschnitt inclusive trou pour robinetmelangeur monotrou gratuit aufpreis 10% für sonderanfertigung
augmentation du prix net du 10% pour la couverture arrière du dossier

LAVATOI

- * porta battente
- * hinged door
- * flugeture
- * porte battante

LAVATOIO SU ARMADIO CON VANO PATTUMIERA

ON CABINET WITH HOLLOW DUSTBIN
AUF SCHRANK MIT OFFNUNG ABFALLBEHALTER
SUR ARMOIRE AVEC OUVERTURE POUBELLES

SPORTELLI TAMBURATI RIMOVIBILI
removable double skin doors
herausziehente furnierte turen
porte double paroi demontable



| 60 | MODELLO | DIMENSIONI cm | VASCHE/BOWL cm | Euro | Kg |
|----|-----------|------------------|-------------------|----------|----|
| | | L x P x H | L x P x H | | |
| | DSLAPD126 | *120 x 60 x 85 | 50 x 40 x 30 | 1.210,00 | 37 |
| | DSLAPD146 | *140 x 60 x 85 | 50 x 40 x 30 | 1.287,00 | 39 |
| 70 | MODELLO | DIMENSIONI cm | VASCHE/BOWL cm | Euro | Kg |
| | | L x P x H | L x P x H | | |
| | DSLAPD127 | *120 x 70 x 85 | 50 x 50 x 30 | 1.262,00 | 40 |
| | DSLAPD147 | *140 x 70 x 85 | 60 x 50 x 30 | 1.340,00 | 42 |

| 60 | MODELLO | DIMENSIONI cm | VASCHE/BOWL cm | Euro | Kg |
|----|-----------|------------------|-------------------|----------|----|
| | | L x P x H | L x P x H | | |
| | DSLAPS126 | *120 x 60 x 85 | 50 x 40 x 30 | 1.210,00 | 37 |
| | DSLAPS146 | *140 x 60 x 85 | 50 x 40 x 30 | 1.287,00 | 39 |
| 70 | MODELLO | DIMENSIONI cm | VASCHE/BOWL cm | Euro | Kg |
| | | L x P x H | L x P x H | | |
| | DSLAPS127 | *120 x 70 x 85 | 50 x 50 x 30 | 1.262,00 | 40 |
| | DSLAPS147 | *140 x 70 x 85 | 60 x 50 x 30 | 1.340,00 | 42 |



| 60 | MODELLO | DIMENSIONI cm | VASCHE/BOWL cm | Euro | Kg | | | |
|----|-------------|------------------|-------------------|----------|----|--------------|----------|----|
| | | L x P x H | L x P x H | | | | | |
| | DSLA2VPD166 | 160 x 60 x 85 | 40 x 40 x 30 | 1.608,00 | 45 | | | |
| | DSLA2VPD186 | 180 x 60 x 85 | 50 x 40 x 30 | 1.691,00 | 49 | | | |
| | DSLA2VPD206 | 200 x 60 x 85 | 50 x 40 x 30 | 1.801,00 | 53 | | | |
| 70 | MODELLO | DIMENSIONI cm | VASCHE/BOWL cm | Euro | Kg | | | |
| | | DSLA2VPD167 | 160 x 70 x 85 | | | 40 x 50 x 30 | 1.674,00 | 48 |
| | | DSLA2VPD187 | 180 x 70 x 85 | | | 50 x 50 x 30 | 1.775,00 | 52 |
| | DSLA2VPD207 | 200 x 70 x 85 | 60 x 50 x 30 | 1.876,00 | 56 | | | |

| 60 | MODELLO | DIMENSIONI cm | VASCHE/BOWL cm | Euro | Kg | | | |
|----|-------------|------------------|-------------------|----------|----|--------------|----------|----|
| | | L x P x H | L x P x H | | | | | |
| | DSLA2VPS166 | 160 x 60 x 85 | 40 x 40 x 30 | 1.608,00 | 45 | | | |
| | DSLA2VPS186 | 180 x 60 x 85 | 50 x 40 x 30 | 1.691,00 | 49 | | | |
| | DSLA2VPS206 | 200 x 60 x 85 | 50 x 40 x 30 | 1.801,00 | 53 | | | |
| 70 | MODELLO | DIMENSIONI cm | VASCHE/BOWL cm | Euro | Kg | | | |
| | | DSLA2VPS167 | 160 x 70 x 85 | | | 40 x 50 x 30 | 1.674,00 | 48 |
| | | DSLA2VPS187 | 180 x 70 x 85 | | | 50 x 50 x 30 | 1.775,00 | 52 |
| | DSLA2VPS207 | 200 x 70 x 85 | 60 x 50 x 30 | 1.876,00 | 56 | | | |



FORO SCARICO RIFIUTI (Ø 22 Euro 173,00)
waste hole (Ø 22 Euro 173,00)
abfallschacht (Ø 22 Euro 173,00)
trou vide-deche (Ø 22 Euro 173,00)

COPERTURA POSTERIORE DELL'ALZATINA CON MAGGIORAZIONE DEL 10 % SUL PREZZO NETTO
back cover on the up stand with a 10% of increase on the net price
ausschnitt inclusive trou pour robinetmelangeur monotrou gratuit aufpreis 10% für sonderanfertigung
augmentation du prix net du 10% pour la couverture arrière du dossier

LAVAMANI

HANDWASH BASIN / HANDWASCHBEKEN / LAVE-MAINS

LAVAMANI COMANDO A GINOCCHIO

HANDWASH BASIN KNEE CONTROL
KNIEBE-TRIEBENERMISCHBATTERIE
LAVE-MAINS AVEC COMMANDE A GENOU



LAVAMANI COMBINATO CON GRUPPO MONOFORO

COMBINATION WITH SINGLE OLE MIXER
AUF UNTERSCHRANKMIT EINLOCH-MISCHBATTERIE
COMBINÉ AVEC MONOTROU



| MODELLO | DIMENSIONI cm | Euro | Kg |
|-----------|------------------|--------|----|
| | L x P x H | | |
| DSL MG 04 | 40 x 40 x 23 | 601,00 | 3 |
| DSL MG 05 | 50 x 40 x 23 | 670,00 | 4 |

| MODELLO | DIMENSIONI cm | Euro | Kg |
|-----------|------------------|--------|----|
| | L x P x H | | |
| DSL MC 56 | 50 x 60 x 85 | 717,00 | 7 |
| DSL MC 57 | 50 x 70 x 85 | 735,00 | 8 |

PEDALE A FARFALLA

BUTTERFLY PEDAL
SCHMETTERLINGSPEDAL
PÉDALE DU PAPILLON



ESEMPIO
EXAMPLE



| MODELLO | Euro | Kg |
|---------|--------|----|
| DSPF | 645,00 | 1 |

ACCESSORI PER LAVATOI
SINKS ACCESSORIES / ZUBEHÖRTEILE / ACCESSORIES PLONGES

RIPIANO PER LAVATOI SU GAMBE

SHELF FOR SINK UNITS
 ZWISCHENBORD FÜR SPULTISCHE
 ETAGERE POUR PLONGES




| | MODELLO | DIMENSIONI cm | Euro |
|-----------|--------------|---------------|--------|
| | | L x P x H | |
| 60 | DSRLG 056 | 50 x 60 x 4 | 73,00 |
| | DSRLG 066 | 60 x 60 x 4 | 76,00 |
| | DSRLG 076 | 70 x 60 x 4 | 84,00 |
| | DSRLG 086 | 80 x 60 x 4 | 93,00 |
| | DSRLG 096 | 90 x 60 x 4 | 102,00 |
| | DSRLG 106 | 100 x 60 x 4 | 110,00 |
| | DSRLG 116 | 110 x 60 x 4 | 121,00 |
| | DSRLG 126 | 120 x 60 x 4 | 134,00 |
| | DSRLG 136 | 130 x 60 x 4 | 147,00 |
| | DSRLG 146 | 140 x 60 x 4 | 161,00 |
| | DSRLG 156 | 150 x 60 x 4 | 171,00 |
| | DSRLG 166 | 160 x 60 x 4 | 180,00 |
| | DSRLG 176 | 170 x 60 x 4 | 193,00 |
| | DSRLG 186 | 180 x 60 x 4 | 208,00 |
| | DSRLG 196 | 190 x 60 x 4 | 226,00 |
| | DSRLG 206 | 200 x 60 x 4 | 248,00 |
| DSRLG 216 | 210 x 60 x 4 | 271,00 | |
| DSRLG 226 | 220 x 60 x 4 | 295,00 | |
| DSRLG 236 | 230 x 60 x 4 | 322,00 | |
| DSRLG 246 | 240 x 60 x 4 | 347,00 | |
| 70 | DSRLG 057 | 50 x 70 x 4 | 79,00 |
| | DSRLG 067 | 60 x 70 x 4 | 82,00 |
| | DSRLG 077 | 70 x 70 x 4 | 88,00 |
| | DSRLG 087 | 80 x 70 x 4 | 99,00 |
| | DSRLG 097 | 90 x 70 x 4 | 105,00 |
| | DSRLG 107 | 100 x 70 x 4 | 114,00 |
| | DSRLG 117 | 110 x 70 x 4 | 127,00 |
| | DSRLG 127 | 120 x 70 x 4 | 138,00 |
| | DSRLG 137 | 130 x 70 x 4 | 151,00 |
| | DSRLG 147 | 140 x 70 x 4 | 164,00 |
| | DSRLG 157 | 150 x 70 x 4 | 176,00 |
| | DSRLG 167 | 160 x 70 x 4 | 192,00 |
| | DSRLG 177 | 170 x 70 x 4 | 206,00 |
| | DSRLG 187 | 180 x 70 x 4 | 225,00 |
| | DSRLG 197 | 190 x 70 x 4 | 246,00 |
| | DSRLG 207 | 200 x 70 x 4 | 270,00 |
| DSRLG 217 | 210 x 70 x 4 | 295,00 | |
| DSRLG 227 | 220 x 70 x 4 | 322,00 | |
| DSRLG 237 | 230 x 70 x 4 | 350,00 | |
| DSRLG 247 | 240 x 70 x 4 | 379,00 | |

CARATTERISTICHE GENERALI

DS PA

PENSILE ARMADIATO PORTE SCORREVOLI



DSM - DSMF

MENSOLO LISCIA O FORATA COMPLETA DI CREMAGLIERE E STAFFE



DSMD - DSMFD

MENSOLO DOPPIA LISCIA O FORATA COMPLETA DI CREMAGLIERE E STAFFE



PENSILI
HANGING CABINETS / VANDSCHRANKE / ARMOIRES MURALES

PENSILI A GIORNO CON 1 RIPIANO H cm 65

OPEN WITH 1 SHELF (H cm 65)
OFFENE MIT 1 FACH (H cm 65)
OUVERT AVEC 1 ETAGERE (H cm 65)



PENSILI A GIORNO CON 1 RIPIANO H cm 80

OPEN WITH 1 SHELF (H cm 80)
OFFENE MIT 1 FACH (H cm 80)
OUVERT AVEC 1 ETAGERE (H cm 80)



| H 65 | MODELLO | DIMENSIONI cm | Euro | Kg |
|---------|----------|---------------|--------|----|
| | | L x P x H | | |
| | DSPG0446 | 40 x 40 x 65 | 305,00 | 14 |
| | DSPG0546 | 50 x 40 x 65 | 317,00 | 15 |
| | DSPG0646 | 60 x 40 x 65 | 330,00 | 16 |
| | DSPG0746 | 70 x 40 x 65 | 343,00 | 17 |
| | DSPG0846 | 80 x 40 x 65 | 355,00 | 18 |
| | DSPG0946 | 90 x 40 x 65 | 374,00 | 19 |
| | DSPG1046 | 100 x 40 x 65 | 393,00 | 20 |
| | DSPG1146 | 110 x 40 x 65 | 415,00 | 21 |
| | DSPG1246 | 120 x 40 x 65 | 436,00 | 22 |
| | DSPG1346 | 130 x 40 x 65 | 460,00 | 23 |
| | DSPG1446 | 140 x 40 x 65 | 483,00 | 24 |
| | DSPG1546 | 150 x 40 x 65 | 511,00 | 25 |
| | DSPG1646 | 160 x 40 x 65 | 539,00 | 26 |
| | DSPG1746 | 170 x 40 x 65 | 568,00 | 27 |
| | DSPG1846 | 180 x 40 x 65 | 597,00 | 28 |
| | DSPG1946 | 190 x 40 x 65 | 632,00 | 29 |
| | DSPG2046 | 200 x 40 x 65 | 665,00 | 30 |

| H 80 | MODELLO | DIMENSIONI cm | Euro | Kg |
|---------|----------|---------------|--------|----|
| | | L x P x H | | |
| | DSPG0648 | 60 x 40 x 80 | 396,00 | 17 |
| | DSPG0748 | 70 x 40 x 80 | 412,00 | 19 |
| | DSPG0848 | 80 x 40 x 80 | 426,00 | 22 |
| | DSPG0948 | 90 x 40 x 80 | 449,00 | 24 |
| | DSPG1048 | 100 x 40 x 80 | 473,00 | 27 |
| | DSPG1148 | 110 x 40 x 80 | 499,00 | 29 |
| | DSPG1248 | 120 x 40 x 80 | 524,00 | 32 |
| | DSPG1348 | 130 x 40 x 80 | 553,00 | 34 |
| | DSPG1448 | 140 x 40 x 80 | 581,00 | 36 |
| | DSPG1548 | 150 x 40 x 80 | 613,00 | 38 |
| | DSPG1648 | 160 x 40 x 80 | 647,00 | 40 |

PENSILI
HANGING CABINETS / VANDSCHRANKE / ARMOIRES MURALES

PENSILI A GIORNO CON 2 RIPIANI H cm 100

OPEN WITH 2 SHELVES (H cm 100)
 OFFENE MIT 2 FACH (H cm 100)
 OUVERT AVEC 1 ETAGERES (H cm 100)



| | MODELLO | DIMENSIONI cm | Euro | Kg |
|------------------|-----------|----------------|--------|----|
| | | L x P x H | | |
| H 100 | DSPG06410 | 60 x 40 x 100 | 476,00 | 18 |
| | DSPG07410 | 70 x 40 x 100 | 495,00 | 22 |
| | DSPG08410 | 80 x 40 x 100 | 511,00 | 26 |
| | DSPG09410 | 90 x 40 x 100 | 539,00 | 30 |
| | DSPG10410 | 100 x 40 x 100 | 568,00 | 34 |
| | DSPG11410 | 110 x 40 x 100 | 599,00 | 38 |
| | DSPG12410 | 120 x 40 x 100 | 629,00 | 42 |
| | DSPG13410 | 130 x 40 x 100 | 664,00 | 45 |
| | DSPG14410 | 140 x 40 x 100 | 698,00 | 48 |
| | DSPG15410 | 150 x 40 x 100 | 735,00 | 52 |
| | DSPG16410 | 160 x 40 x 100 | 777,00 | 54 |

PENSILI
HANGING CABINETS / VANDSCHRANKE / ARMOIRES MURALES

PORTA BATTENTE CON 1 RIPIANO H cm 65

HINGED DOOR WITH 1 SHELF (H cm 65)
MIT FLUGELTUREN MIT 1 FACH (H cm 65)
PORTE BATTANT AVEC 1 ETAGERE (H cm 65)



PORTA BATTENTE CON 1 RIPIANO H cm 80

HINGED DOOR WITH 1 SHELF (H cm 80)
MIT FLUGELTUREN MIT 1 FACH (H cm 80)
PORTE BATTANT AVEC 1 ETAGERE (H cm 80)



| H 65 | MODELLO | DIMENSIONI cm | Euro | Kg |
|---------|------------|-----------------|--------|----|
| | | L x P x H | | |
| | DSPAB0446 | *40 x 40 x 65 | 456,00 | 11 |
| | DSPAB0546 | *50 x 40 x 65 | 479,00 | 15 |
| | DSPAB0646 | *60 x 40 x 65 | 508,00 | 17 |
| | DSPAB0746 | *70 x 40 x 65 | 519,00 | 18 |
| | DSPA2B0846 | **80 x 40 x 65 | 525,00 | 19 |
| | DSPA2B0946 | **90 x 40 x 65 | 531,00 | 20 |
| | DSPA2B1046 | **100 x 40 x 65 | 536,00 | 21 |
| | DSPA2B1246 | **120 x 40 x 65 | 594,00 | 24 |

| H 80 | MODELLO | DIMENSIONI cm | Euro | Kg |
|---------|------------|-----------------|--------|----|
| | | L x P x H | | |
| | DSPAB0448 | *40 x 40 x 80 | 565,00 | 12 |
| | DSPAB0548 | *50 x 40 x 80 | 587,00 | 16 |
| | DSPAB0648 | *60 x 40 x 80 | 615,00 | 19 |
| | DSPAB0748 | *70 x 40 x 80 | 643,00 | 22 |
| | DSPA2B0848 | **80 x 40 x 80 | 676,00 | 24 |
| | DSPA2B0948 | **90 x 40 x 80 | 692,00 | 27 |
| | DSPA2B1048 | **100 x 40 x 80 | 710,00 | 29 |
| | DSPA2B1248 | **120 x 40 x 80 | 789,00 | 34 |

*1 PORTA BATTENTE
*1 hinged door
*1 schwingtür
*1 porte battante

** 2 PORTE BATTENTI
**2 hinged doors
**2 schwingtüren
**2 portes battantes

PENSILI
HANGING CABINETS / VANDSCHRANKE / ARMOIRES MURALES

PORTA BATTENTE CON 2 RIPIANI H cm 100

HINGED DOOR WITH 2 SHELVES (H cm 100)
 MIT FLUGELTUREN MIT 2 FACH (H cm 100)
 PORTES BATTANT AVEC 2 ETAGERES (H cm 100)



| | MODELLO | DIMENSIONI cm | Euro | Kg |
|------------------|-------------|------------------|--------|----|
| | | L x P x H | | |
| H 100 | DSPAB04410 | *40 x 40 x 100 | 686,00 | 13 |
| | DSPAB05410 | *50 x 40 x 100 | 708,00 | 17 |
| | DSPAB06410 | *60 x 40 x 100 | 736,00 | 21 |
| | DSPAB07410 | *70 x 40 x 100 | 770,00 | 25 |
| | DSPA2B08410 | **80 x 40 x 100 | 807,00 | 29 |
| | DSPA2B09410 | **90 x 40 x 100 | 830,00 | 33 |
| | DSPA2B10410 | **100 x 40 x 100 | 852,00 | 37 |
| | DSPA2B12410 | **120 x 40 x 100 | 946,00 | 45 |

*1 PORTA BATTENTE
 *1 hinged door
 *1 schwingtür
 *1 porte battante

** 2 PORTE BATTENTI
 **2 hinged doors
 **2 schwingtüren
 **2 portes battantes

PENSILI
HANGING CABINETS / VANDSCHRANKE / ARMOIRES MURALES

PORTE SCORREVOLI CON 1 RIPIANO H cm 65

SLIDING DOORS WITH 1 SHELF (H cm 65)
SCHIEBETUREN MIT 1 FACH (H cm 65)
PORTES A'COULISSE AVEC 1 ETAGERE (H cm 65)



PORTE SCORREVOLI CON 1 RIPIANO H cm 80

SLIDING DOORS WITH 1 SHELF (H cm 80)
SCHIEBETUREN MIT 1 FACH (H cm 80)
PORTES A'COULISSE AVEC 1 ETAGERE (H cm 80)



| H 65 | MODELLO | DIMENSIONI cm | Euro | Kg |
|---------|----------|---------------|--------|----|
| | | L x P x H | | |
| | DSPA1046 | 100 x 40 x 65 | 538,00 | 26 |
| | DSPA1146 | 110 x 40 x 65 | 568,00 | 28 |
| | DSPA1246 | 120 x 40 x 65 | 597,00 | 30 |
| | DSPA1346 | 130 x 40 x 65 | 632,00 | 32 |
| | DSPA1446 | 140 x 40 x 65 | 663,00 | 34 |
| | DSPA1546 | 150 x 40 x 65 | 700,00 | 36 |
| | DSPA1646 | 160 x 40 x 65 | 736,00 | 38 |
| | DSPA1746 | 170 x 40 x 65 | 776,00 | 42 |
| | DSPA1846 | 180 x 40 x 65 | 816,00 | 44 |
| | DSPA1946 | 190 x 40 x 65 | 863,00 | 47 |
| | DSPA2046 | 200 x 40 x 65 | 910,00 | 49 |

| H 80 | MODELLO | DIMENSIONI cm | Euro | Kg |
|---------|----------|---------------|--------|----|
| | | L x P x H | | |
| | DSPA1048 | 100 x 40 x 80 | 746,00 | 32 |
| | DSPA1148 | 110 x 40 x 80 | 767,00 | 35 |
| | DSPA1248 | 120 x 40 x 80 | 791,00 | 38 |
| | DSPA1348 | 130 x 40 x 80 | 794,00 | 41 |
| | DSPA1448 | 140 x 40 x 80 | 796,00 | 44 |
| | DSPA1548 | 150 x 40 x 80 | 840,00 | 47 |
| | DSPA1648 | 160 x 40 x 80 | 884,00 | 50 |

SPORTELLI TAMBURATI RIMOVIBILI
removable double skin doors
herausziehente furnierte turen
porte double paroi demontable

PENSILI
HANGING CABINETS / VANDSCHRANKE / ARMOIRES MURALES

PORTE SCORREVOLI CON 2 RIPIANI H cm 100

SLIDING DOORS WITH 2 SHELVES (H cm 100)
 SCHIEBETUREN MIT 2 FACH (H cm 100)
 PORTES A'COULISSE AVEC 2 ETAGERES (H cm 100)



| H 100 | MODELLO | DIMENSIONI cm | Euro | Kg |
|------------------|-----------|----------------|----------|----|
| | | L x P x H | | |
| | DSPA10410 | 100 x 40 x 100 | 775,00 | 39 |
| | DSPA11410 | 110 x 40 x 100 | 818,00 | 43 |
| | DSPA12410 | 120 x 40 x 100 | 861,00 | 47 |
| | DSPA13410 | 130 x 40 x 100 | 911,00 | 49 |
| | DSPA14410 | 140 x 40 x 100 | 955,00 | 52 |
| | DSPA15410 | 150 x 40 x 100 | 1.008,00 | 54 |
| | DSPA16410 | 160 x 40 x 100 | 1.061,00 | 57 |

SPORTELLI TAMBURATI RIMOVIBILI
 removable double skin doors
 herausziehente furnierte turen
 porte double paroi demontable

PENSILI
HANGING CABINETS / VANDSCHRANKE / ARMOIRES MURALES

PORTE SCORREVOLI CON SGOCCIOLATOIO H cm 65

SLIDING DOORS WITH DRAINING BOARDS (H cm 65)
SCHIEBETUREN UND TROPFBLECHEN (H cm 65)
PORTES A'COULISSE AVEC EGOUTTOIR (H cm 65)



PORTE SCORREVOLI CON SGOCCIOLATOIO H cm 80

SLIDING DOORS WITH DRAINING BOARDS (H cm 80)
SCHIEBETUREN UND TROPFBLECHEN (H cm 80)
PORTES A'COULISSE AVEC EGOUTTOIR (H cm 80)



| H 65 | MODELLO | DIMENSIONI cm | Euro | Kg |
|---------|--------------|----------------|----------|----|
| | | L x P x H | | |
| | DSPABF 0646 | *60 x 40 x 65 | 526,00 | 19 |
| | DSPABF 0746 | *70 x 40 x 65 | 554,00 | 20 |
| | DSPA2BF 0846 | **80 x 40 x 65 | 560,00 | 21 |
| | DSPA2BF 0946 | **90 x 40 x 65 | 587,00 | 23 |
| | DSPAF 1046 | 100 x 40 x 65 | 592,00 | 25 |
| | DSPAF 1146 | 110 x 40 x 65 | 626,00 | 27 |
| | DSPAF 1246 | 120 x 40 x 65 | 657,00 | 29 |
| | DSPAF 1346 | 130 x 40 x 65 | 696,00 | 31 |
| | DSPAF 1446 | 140 x 40 x 65 | 730,00 | 33 |
| | DSPAF 1546 | 150 x 40 x 65 | 770,00 | 35 |
| | DSPAF 1646 | 160 x 40 x 65 | 811,00 | 37 |
| | DSPAF 1746 | 170 x 40 x 65 | 854,00 | 41 |
| | DSPAF 1846 | 180 x 40 x 65 | 897,00 | 43 |
| | DSPAF 1946 | 190 x 40 x 65 | 950,00 | 46 |
| | DSPAF 2046 | 200 x 40 x 65 | 1.001,00 | 48 |

| H 80 | MODELLO | DIMENSIONI cm | Euro | Kg |
|---------|-----------|---------------|--------|----|
| | | L x P x H | | |
| | DSPAF1048 | 100 x 40 x 80 | 710,00 | 31 |
| | DSPAF1148 | 110 x 40 x 80 | 750,00 | 34 |
| | DSPAF1248 | 120 x 40 x 80 | 790,00 | 37 |
| | DSPAF1348 | 130 x 40 x 80 | 835,00 | 40 |
| | DSPAF1448 | 140 x 40 x 80 | 874,00 | 43 |
| | DSPAF1548 | 150 x 40 x 80 | 923,00 | 46 |
| | DSPAF1648 | 160 x 40 x 80 | 971,00 | 49 |

SPORTELLI TAMBURATI RIMOVIBILI
removable double skin doors
herausziehbare furnierte türen
porte double paroi demontable

*1 PORTA BATTENTE
*1 hinged door
*1 schwingtür
*1 porte battante

**2 PORTE BATTENTI
**2 hinged doors
**2 schwingtüren
**2 portes battantes

PENSILI
HANGING CABINETS / VANDSCHRANKE / ARMOIRES MURALES

PORTE SCORREVOLI CON 2 RIPIANI SGOCCIOLATOIO H cm 100

SLIDING DOORS WITH 2 DRAINING BOARDS (H cm 100)
 SCHIEBETUREN UND 2 TROPFBLECHEN (H cm 100)
 PORTES A'COULISSE AVEC 2 EGOUTTOIRS (H cm 100)




| H 100 | MODELLO | DIMENSIONI cm | Euro | Kg |
|------------------|------------|----------------|----------|----|
| | | L x P x H | | |
| | DSPAF10410 | 100 x 40 x 100 | 853,00 | 38 |
| | DSPAF11410 | 110 x 40 x 100 | 899,00 | 42 |
| | DSPAF12410 | 120 x 40 x 100 | 946,00 | 46 |
| | DSPAF13410 | 130 x 40 x 100 | 1.003,00 | 48 |
| | DSPAF14410 | 140 x 40 x 100 | 1.051,00 | 51 |
| | DSPAF15410 | 150 x 40 x 100 | 1.109,00 | 53 |
| | DSPAF16410 | 160 x 40 x 100 | 1.168,00 | 56 |

SPORTELLI TAMBURATI RIMOVIBILI
 removable double skin doors
 herausziehente furnierte turen
 porte double paroi demontable

PENSILI
HANGING CABINETS / VANDSCHRANKE / ARMOIRES MURALES


**PENSILE AD ANGOLO CON PORTA A BATTENTE
 E 1 RIPIANO H cm 65**

CORNER UNIT WITH HINGED DOOR AND 1 SHELF (H cm 65)
 ECKELEMMENT MIT FLUGELTUREN UND 1 FACH (H cm 65)
 D'ANGLE AVEC PORTE BATTANT ET 1 ETAGERE (H cm 65)



**PENSILE AD ANGOLO CON PORTA A BATTENTE
 E 1 RIPIANO H cm 80**

CORNER UNIT WITH HINGED DOOR AND 1 SHELF (H cm 80)
 ECKELEMMENT MIT FLUGELTUREN UND 1 FACH (H cm 80)
 D'ANGLE AVEC PORTE BATTANT ET 1 ETAGERE (H cm 80)




| H 65 | MODELLO | DIMENSIONI cm | Euro | Kg |
|---------|------------|---------------|----------|----|
| | L x P x H | | | |
| | DSPAAPB776 | 70 x 70 x 65 | 1.000,00 | 26 |

| H 80 | MODELLO | DIMENSIONI cm | Euro | Kg |
|---------|------------|---------------|----------|----|
| | L x P x H | | | |
| | DSPAAPB778 | 70 x 70 x 80 | 1.363,00 | 37 |

**PENSILE AD ANGOLO CON PORTA A BATTENTE
 CON 2 RIPIANI H cm 100**

CORNER UNIT WITH HINGED DOOR AND 2 SHELVES (H cm 100)
 ECKELEMMENT MIT FLUGELTUREN MIT 2 FACH (H cm 100)
 D'ANGLE AVEC PORTE BATTANT ET 2 ETAGERES (H cm 100)



| H 100 | MODELLO | DIMENSIONI cm | Euro | Kg |
|----------|-------------|---------------|----------|----|
| | L x P x H | | | |
| | DSPAAPB7710 | 70 x 70 x 100 | 1.623,00 | 46 |

PENSILI
HANGING CABINETS / VANDSCHRANKE / ARMOIRES MURALES

RIPIANO INTERMEDIO PER PENSILI
INTERMEDIATE SHELF FOR HANGING CABINET
ZWISCHENBORD DAFUR WANDSCHRANKE
ETAGERE INTERMEDIAIRE POUR ARMOIRES MURALES



| 40 | MODELLO | DIMENSIONI cm | Euro |
|----|----------|---------------|--------|
| | | L x P x H | |
| | DSPRI084 | 80 x 30 x 4 | 124,00 |
| | DSPRI094 | 90 x 30 x 4 | 131,00 |
| | DSPRI104 | 100 x 30 x 4 | 141,00 |
| | DSPRI114 | 110 x 30 x 4 | 150,00 |
| | DSPRI124 | 120 x 30 x 4 | 160,00 |
| | DSPRI134 | 130 x 30 x 4 | 170,00 |
| | DSPRI144 | 140 x 30 x 4 | 180,00 |
| | DSPRI154 | 150 x 30 x 4 | 191,00 |
| | DSPRI164 | 160 x 30 x 4 | 204,00 |
| | DSPRI174 | 170 x 30 x 4 | 217,00 |
| | DSPRI184 | 180 x 30 x 4 | 234,00 |
| | DSPRI194 | 190 x 30 x 4 | 248,00 |
| | DSPRI204 | 200 x 30 x 4 | 266,00 |

PENSILE CON CORPO LUCE
HANGING CABINET WITH SPOTLIGHTS
WANDSCHRANKE MIT LED LICHT
ARMOIRES MURALES AVEC SPOTS LED



CORPO LUCE CON MAGGIORAZIONE DEL 35% SUL PREZZO
SPOTLIGHTS WITH A 35% OF INCREASE ON THE PRICE
AUFPREIS 35% FÜR LED-LICHT
AUGMENTATION DU PRIX DU 35% POUR SPOTS LED

MENSOLE SHELVES / KONSOLEN / ETAGERE

MENSOLA H cm 70

SHELF (H cm 70)
KONSOLE (H cm 70)
ETAGÈRE (H cm 70)



DOPPIA MENSOLA H cm 70

DOUBLE SHELF (H cm 70)
DOPPELTE KONSOLE (H cm 70)
DOUBLE ETAGÈRE (H cm 70)



| | MODELLO | DIMENSIONI cm | Euro | Kg |
|--------|----------------|----------------|--------|----|
| | | L x P x H | | |
| 30 | DSM063 | 60 x 30 x 4 | 138,00 | 2 |
| | DSM073 | 70 x 30 x 4 | 145,00 | 2 |
| | DSM083 | 80 x 30 x 4 | 151,00 | 2 |
| | DSM093 | 90 x 30 x 4 | 158,00 | 3 |
| | DSM103 | 100 x 30 x 4 | 165,00 | 3 |
| | DSM113 | 110 x 30 x 4 | 169,00 | 3 |
| | DSM123 | *120 x 30 x 4 | 175,00 | 4 |
| | DSM133 | *130 x 30 x 4 | 183,00 | 4 |
| | DSM143 | *140 x 30 x 4 | 192,00 | 4 |
| | DSM153 | *150 x 30 x 4 | 198,00 | 4 |
| | DSM163 | *160 x 30 x 4 | 251,00 | 5 |
| | DSM173 | **170 x 30 x 4 | 259,00 | 5 |
| | DSM183 | **180 x 30 x 4 | 264,00 | 5 |
| | DSM193 | **190 x 30 x 4 | 272,00 | 5 |
| DSM203 | **200 x 30 x 4 | 281,00 | 6 | |
| 40 | DSM064 | 60 x 40 x 4 | 165,00 | 2 |
| | DSM074 | 70 x 40 x 4 | 169,00 | 2 |
| | DSM084 | 80 x 40 x 4 | 173,00 | 2 |
| | DSM94 | 90 x 40 x 4 | 178,00 | 3 |
| | DSM104 | 100 x 40 x 4 | 181,00 | 3 |
| | DSM114 | 110 x 40 x 4 | 189,00 | 3 |
| | DSM124 | *120 x 40 x 4 | 194,00 | 4 |
| | DSM134 | *130 x 40 x 4 | 202,00 | 4 |
| | DSM144 | *140 x 40 x 4 | 211,00 | 4 |
| | DSM154 | *150 x 40 x 4 | 220,00 | 4 |
| | DSM164 | *160 x 40 x 4 | 275,00 | 5 |
| | DSM174 | **170 x 40 x 4 | 283,00 | 5 |
| | DSM184 | **180 x 40 x 4 | 289,00 | 5 |
| | DSM194 | **190 x 40 x 4 | 300,00 | 5 |
| DSM204 | **200 x 40 x 4 | 305,00 | 6 | |

| | MODELLO | DIMENSIONI cm | Euro | Kg |
|---------|----------------|----------------|--------|----|
| | | L x P x H | | |
| 30 | DSMD063 | 60 x 30 x 4 | 268,00 | 4 |
| | DSMD073 | 70 x 30 x 4 | 280,00 | 4 |
| | DSMD083 | 80 x 30 x 4 | 294,00 | 4 |
| | DSMD093 | 90 x 30 x 4 | 308,00 | 6 |
| | DSMD103 | 100 x 30 x 4 | 320,00 | 6 |
| | DSMD113 | 110 x 30 x 4 | 327,00 | 6 |
| | DSMD123 | *120 x 30 x 4 | 341,00 | 8 |
| | DSMD133 | *130 x 30 x 4 | 357,00 | 8 |
| | DSMD143 | *140 x 30 x 4 | 372,00 | 8 |
| | DSMD153 | *150 x 30 x 4 | 386,00 | 8 |
| | DSMD163 | *160 x 30 x 4 | 490,00 | 10 |
| | DSMD173 | **170 x 30 x 4 | 503,00 | 10 |
| | DSMD183 | **180 x 30 x 4 | 514,00 | 10 |
| | DSMD193 | **190 x 30 x 4 | 531,00 | 10 |
| DSMD203 | **200 x 30 x 4 | 546,00 | 12 | |
| 40 | DSMD064 | 60 x 40 x 4 | 321,00 | 4 |
| | DSMD074 | 70 x 40 x 4 | 328,00 | 4 |
| | DSMD084 | 80 x 40 x 4 | 337,00 | 4 |
| | DSMD94 | 90 x 40 x 4 | 346,00 | 6 |
| | DSMD104 | 100 x 40 x 4 | 354,00 | 6 |
| | DSMD114 | 110 x 40 x 4 | 366,00 | 6 |
| | DSMD124 | *120 x 40 x 4 | 378,00 | 8 |
| | DSMD134 | *130 x 40 x 4 | 393,00 | 8 |
| | DSMD144 | *140 x 40 x 4 | 407,00 | 8 |
| | DSMD154 | *150 x 40 x 4 | 429,00 | 8 |
| | DSMD164 | *160 x 40 x 4 | 538,00 | 10 |
| | DSMD174 | **170 x 40 x 4 | 550,00 | 10 |
| | DSMD184 | **180 x 40 x 4 | 563,00 | 10 |
| | DSMD194 | **190 x 40 x 4 | 586,00 | 10 |
| DSMD204 | **200 x 40 x 4 | 593,00 | 12 | |

MONTATE CON 3 CREMAGLIERE
* Assemble with 3 racks
* Montage mit 3 wandbgele
* A'monter avec 3 cremaillere

FORNITI SMONTATI
Dissembled
Nicht montiert
En pièce detachées

MONTATE CON 4 CREMAGLIERE
** Assemble with 4 racks
** Montage mit 4 wandbgele
** A'monter avec 4 cremaillere

MENSOLE SHELVES / KONSOLEN / ETAGEÖRE

MENSOLA FORATA H cm 70

PERFORATED SHELF (H cm 70)
LOCHKONSOLE (H cm 70)
ETAGÈRE PERFORE (H cm 70)



DOPPIA MENSOLA FORATA H cm 70

DOUBLE PERFORATED SHELF (H cm 70)
DOPPELTE KONSOLEN MIT LÖCHER (H cm 70)
DOUBLE ETAGÈRE PERFORE (H cm 70)



| | MODELLO | DIMENSIONI cm | Euro | Kg |
|---------|----------------|----------------|--------|----|
| | | L x P x H | | |
| 30 | DSMF063 | 60 x 30 x 4 | 167,00 | 2 |
| | DSMF073 | 70 x 30 x 4 | 173,00 | 2 |
| | DSMF083 | 80 x 30 x 4 | 181,00 | 2 |
| | DSMF093 | 90 x 30 x 4 | 190,00 | 3 |
| | DSMF103 | 100 x 30 x 4 | 197,00 | 3 |
| | DSMF113 | 110 x 30 x 4 | 202,00 | 3 |
| | DSMF123 | *120 x 30 x 4 | 213,00 | 4 |
| | DSMF133 | *130 x 30 x 4 | 220,00 | 4 |
| | DSMF143 | *140 x 30 x 4 | 229,00 | 4 |
| | DSMF153 | *150 x 30 x 4 | 239,00 | 4 |
| | DSMF163 | *160 x 30 x 4 | 303,00 | 5 |
| | DSMF173 | **170 x 30 x 4 | 311,00 | 5 |
| | DSMF183 | **180 x 30 x 4 | 317,00 | 5 |
| DSMF193 | **190 x 30 x 4 | 327,00 | 5 | |
| DSMF203 | **200 x 30 x 4 | 337,00 | 6 | |
| 40 | DSMF064 | 60 x 40 x 4 | 198,00 | 2 |
| | DSMF074 | 70 x 40 x 4 | 202,00 | 2 |
| | DSMF084 | 80 x 40 x 4 | 207,00 | 2 |
| | DSMF94 | 90 x 40 x 4 | 217,00 | 3 |
| | DSMF104 | 100 x 40 x 4 | 226,00 | 3 |
| | DSMF114 | 110 x 40 x 4 | 234,00 | 3 |
| | DSMF124 | *120 x 40 x 4 | 242,00 | 4 |
| | DSMF134 | *130 x 40 x 4 | 252,00 | 4 |
| | DSMF144 | *140 x 40 x 4 | 267,00 | 4 |
| | DSMF154 | *150 x 40 x 4 | 296,00 | 4 |
| | DSMF164 | *160 x 40 x 4 | 332,00 | 5 |
| | DSMF174 | **170 x 40 x 4 | 338,00 | 5 |
| | DSMF184 | **180 x 40 x 4 | 346,00 | 5 |
| DSMF194 | **190 x 40 x 4 | 360,00 | 5 | |
| DSMF204 | **200 x 40 x 4 | 366,00 | 6 | |

| | MODELLO | DIMENSIONI cm | Euro | Kg |
|----------|----------------|----------------|--------|----|
| | | L x P x H | | |
| 30 | DSMFD063 | 60 x 30 x 4 | 322,00 | 4 |
| | DSMFD073 | 70 x 30 x 4 | 337,00 | 4 |
| | DSMFD083 | 80 x 30 x 4 | 354,00 | 4 |
| | DSMFD093 | 90 x 30 x 4 | 370,00 | 6 |
| | DSMFD103 | 100 x 30 x 4 | 385,00 | 6 |
| | DSMFD113 | 110 x 30 x 4 | 393,00 | 6 |
| | DSMFD123 | *120 x 30 x 4 | 410,00 | 8 |
| | DSMFD133 | *130 x 30 x 4 | 428,00 | 8 |
| | DSMFD143 | *140 x 30 x 4 | 447,00 | 8 |
| | DSMFD153 | *150 x 30 x 4 | 466,00 | 8 |
| | DSMFD163 | *160 x 30 x 4 | 589,00 | 10 |
| | DSMFD173 | **170 x 30 x 4 | 604,00 | 10 |
| | DSMFD183 | **180 x 30 x 4 | 618,00 | 10 |
| DSMFD193 | **190 x 30 x 4 | 637,00 | 10 | |
| DSMFD203 | **200 x 30 x 4 | 656,00 | 12 | |
| 40 | DSMFD064 | 60 x 40 x 4 | 385,00 | 4 |
| | DSMFD074 | 70 x 40 x 4 | 393,00 | 4 |
| | DSMFD084 | 80 x 40 x 4 | 405,00 | 4 |
| | DSMFD94 | 90 x 40 x 4 | 414,00 | 6 |
| | DSMFD104 | 100 x 40 x 4 | 424,00 | 6 |
| | DSMFD114 | 110 x 40 x 4 | 439,00 | 6 |
| | DSMFD124 | *120 x 40 x 4 | 454,00 | 8 |
| | DSMFD134 | *130 x 40 x 4 | 473,00 | 8 |
| | DSMFD144 | *140 x 40 x 4 | 489,00 | 8 |
| | DSMFD154 | *150 x 40 x 4 | 516,00 | 8 |
| | DSMFD164 | *160 x 40 x 4 | 646,00 | 10 |
| | DSMFD174 | **170 x 40 x 4 | 662,00 | 10 |
| | DSMFD184 | **180 x 40 x 4 | 676,00 | 10 |
| DSMFD194 | **190 x 40 x 4 | 703,00 | 10 | |
| DSMFD204 | **200 x 40 x 4 | 712,00 | 12 | |

MONTATE CON 3 CREMAGLIERE
* Assemble with 3 racks
* Montage mit 3 wandbgel
* A'monter avec 3 cremaillere

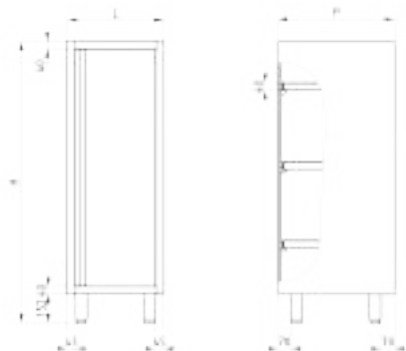
FORNITI SMONTATI
Dissembled
Nicht montiert
En pièce detachées

MONTATE CON 4 CREMAGLIERE
** Assemble with 4 racks
** Montage mit 4 wandbgel
** A'monter avec 4 cremaillere

CARATTERISTICHE GENERALI

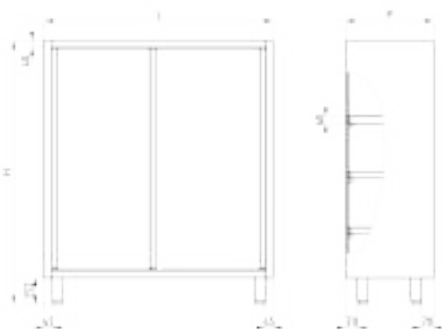
DSA 1B

ARMADIO UNA PORTA BATTENTE




DSA2B - DSA2S

ARMADIO DUE PORTE BATTENTI - PORTE SCORREVOLI



DSSCL - DSSCF

SCAFFALATURA LISCIA - FORATA



ARMADI
CUPBOARD / SCHRANKE / ARMOIRES

1 PORTA BATTENTE E 3 RIPIANI (H cm 150)

1 HINGED DOOR AND 3 SHELVES (H cm 150)
1 FLUGEL TUR MIT 3 EINLEGEBODEN (H cm 150)
1 PORTE BATTANTE AVEC 3 ETAGERES (H cm 150)



1 PORTA BATTENTE E 3 RIPIANI (H cm 180)

1 HINGED DOOR AND 3 SHELVES (H cm 180)
1 FLUGEL TUR MIT 3 EINLEGEBODEN (H cm 180)
1 PORTE BATTANTE AVEC 3 ETAGERES (H cm 180)



| 50 | MODELLO | DIMENSIONI cm | Euro | Kg |
|----|------------|---------------|----------|----|
| | | L x P x H | | |
| | DSA1B 5515 | 50 x 50 x 150 | 1.511,00 | 72 |
| | DSA1B 6515 | 60 x 50 x 150 | 1.670,00 | 80 |
| | DSA1B 7515 | 70 x 50 x 150 | 1.708,00 | 88 |
| 60 | DSA1B 5615 | 50 x 60 x 150 | 1.623,00 | 73 |
| | DSA1B 6615 | 60 x 60 x 150 | 1.712,00 | 81 |
| | DSA1B 7615 | 70 x 60 x 150 | 1.762,00 | 89 |
| 70 | DSA1B 5715 | 50 x 70 x 150 | 1.704,00 | 78 |
| | DSA1B 6715 | 60 x 70 x 150 | 1.755,00 | 85 |
| | DSA1B 7715 | 70 x 70 x 150 | 1.807,00 | 92 |

| 50 | MODELLO | DIMENSIONI cm | Euro | Kg |
|----|------------|---------------|----------|----|
| | | L x P x H | | |
| | DSA1B 5518 | 50 x 50 x 180 | 1.749,00 | 74 |
| | DSA1B 6518 | 60 x 50 x 180 | 1.797,00 | 82 |
| | DSA1B 7518 | 70 x 50 x 180 | 1.844,00 | 90 |
| 60 | DSA1B 5618 | 50 x 60 x 180 | 1.791,00 | 75 |
| | DSA1B 6618 | 60 x 60 x 180 | 1.841,00 | 83 |
| | DSA1B 7618 | 70 x 60 x 180 | 1.905,00 | 91 |
| 70 | DSA1B 5718 | 50 x 70 x 180 | 1.836,00 | 80 |
| | DSA1B 6718 | 60 x 70 x 180 | 1.887,00 | 87 |
| | DSA1B 7718 | 70 x 70 x 180 | 1.933,00 | 96 |

ARMADI
CUPBOARD / SCHRANKE / ARMOIRES

2 PORTE BATTENTI E 3 RIPIANI (H cm 150)

2 HINGED DOORS AND 3 SHELVES (H cm 150)
2 FLUGEL TUR MIT 3 EINLEGEBODEN (H cm 150)
2 PORTE BATTANTE AVEC 3 ETAGERES (H cm 150)



2 PORTE BATTENTI E 3 RIPIANI (H cm 180)

2 HINGED DOORS AND 3 SHELVES (H cm 180)
2 FLUGEL TUR MIT 3 EINLEGEBODEN (H cm 180)
2 PORTE BATTANTE AVEC 3 ETAGERES (H cm 180)



| 50 | MODELLO | DIMENSIONI cm | Euro | Kg |
|----|-------------|----------------|----------|----|
| | | L x P x H | | |
| | DSA2B 08515 | 80 x 50 x 150 | 2.142,00 | 76 |
| | DSA2B 10515 | 100 x 50 x 150 | 2.241,00 | 84 |
| | DSA2B 12515 | 120 x 50 x 150 | 2.440,00 | 92 |
| 60 | DSA2B 08615 | 80 x 60 x 150 | 2.207,00 | 77 |
| | DSA2B 10615 | 100 x 60 x 150 | 2.308,00 | 85 |
| | DSA2B 12615 | 120 x 60 x 150 | 2.514,00 | 93 |
| 70 | DSA2B 08715 | 80 x 70 x 150 | 2.264,00 | 81 |
| | DSA2B 10715 | 100 x 70 x 150 | 2.378,00 | 89 |
| | DSA2B 12715 | 120 x 70 x 150 | 2.587,00 | 97 |

| 50 | MODELLO | DIMENSIONI cm | Euro | Kg |
|----|-------------|----------------|----------|----|
| | | L x P x H | | |
| | DSA2B 08518 | 80 x 50 x 180 | 2.334,00 | 78 |
| | DSA2B 10518 | 100 x 50 x 180 | 2.437,00 | 86 |
| | DSA2B 12518 | 120 x 50 x 180 | 2.644,00 | 94 |
| 60 | DSA2B 08618 | 80 x 60 x 180 | 2.400,00 | 80 |
| | DSA2B 10618 | 100 x 60 x 180 | 2.507,00 | 88 |
| | DSA2B 12618 | 120 x 60 x 180 | 2.722,00 | 96 |
| 70 | DSA2B 08718 | 80 x 70 x 180 | 2.475,00 | 82 |
| | DSA2B 10718 | 100 x 70 x 180 | 2.584,00 | 90 |
| | DSA2B 12718 | 120 x 70 x 180 | 2.805,00 | 98 |

ARMADI
CUPBOARD / SCHRANKE / ARMOIRES

PORTE SCORREVOLI CON 3 RIPIANI (H cm 150)

SLIDING DOORS WITH 3 SHELVES (H cm 150)
SCHIEBETUREN MIT 3 EINLEGEBODEN (H cm 150)
PORTES A'COULISSE AVEC 3 ETAGERES (H cm 150)



1 PORTA BATTENTE E 3 RIPIANI (H cm 180)

1 HINGED DOOR AND 3 SHELVES (H cm 180)
1 FLUGEL TUR MIT 3 EINLEGEBODEN (H cm 180)
1 PORTE BATTANTE AVEC 3 ETAGERES (H cm 180)



| | MODELLO | DIMENSIONI cm | Euro | Kg |
|-------------|-------------|----------------|----------------|----------|
| | | L x P x H | | |
| 50 | DSA2S 10515 | 100 x 50 x 150 | 1.868,00 | 88 |
| | DSA2S 11515 | 110 x 50 x 150 | 1.950,00 | 92 |
| | DSA2S 12515 | 120 x 50 x 150 | 2.033,00 | 97 |
| | DSA2S 13515 | 130 x 50 x 150 | 2.118,00 | 103 |
| | DSA2S 14515 | 140 x 50 x 150 | 2.202,00 | 110 |
| | DSA2S 15515 | 150 x 50 x 150 | 2.283,00 | 117 |
| | DSA2S 16515 | 160 x 50 x 150 | 2.365,00 | 130 |
| | 60 | DSA2S 10615 | 100 x 60 x 150 | 1.924,00 |
| DSA2S 11615 | | 110 x 60 x 150 | 2.009,00 | 103 |
| DSA2S 12615 | | 120 x 60 x 150 | 2.095,00 | 107 |
| DSA2S 13615 | | 130 x 60 x 150 | 2.181,00 | 112 |
| DSA2S 14615 | | 140 x 60 x 150 | 2.269,00 | 120 |
| DSA2S 15615 | | 150 x 60 x 150 | 2.350,00 | 127 |
| DSA2S 16615 | | 160 x 60 x 150 | 2.438,00 | 140 |
| 70 | | DSA2S 10715 | 100 x 70 x 150 | 1.982,00 |
| | DSA2S 11715 | 110 x 70 x 150 | 2.071,00 | 141 |
| | DSA1B 12715 | 120 x 70 x 150 | 2.156,00 | 145 |
| | DSA2S 13715 | 130 x 70 x 150 | 2.247,00 | 149 |
| | DSA2S 14715 | 140 x 70 x 150 | 2.336,00 | 153 |
| | DSA2S 15715 | 150 x 70 x 150 | 2.422,00 | 171 |
| | DSA2S 16715 | 160 x 70 x 150 | 2.510,00 | 179 |

| | MODELLO | DIMENSIONI cm | Euro | Kg |
|-------------|-------------|----------------|----------------|----------|
| | | L x P x H | | |
| 50 | DSA2S 10518 | 100 x 50 x 180 | 2.030,00 | 90 |
| | DSA2S 11518 | 110 x 50 x 180 | 2.116,00 | 94 |
| | DSA2S 12518 | 120 x 50 x 180 | 2.204,00 | 99 |
| | DSA2S 13518 | 130 x 50 x 180 | 2.292,00 | 105 |
| | DSA2S 14518 | 140 x 50 x 180 | 2.375,00 | 112 |
| | DSA2S 15518 | 150 x 50 x 180 | 2.462,00 | 119 |
| | DSA2S 16518 | 160 x 50 x 180 | 2.547,00 | 132 |
| | 60 | DSA2S 10618 | 100 x 60 x 180 | 2.090,00 |
| DSA2S 11618 | | 110 x 60 x 180 | 2.181,00 | 105 |
| DSA2S 12618 | | 120 x 60 x 180 | 2.269,00 | 109 |
| DSA2S 13618 | | 130 x 60 x 180 | 2.360,00 | 114 |
| DSA2S 14618 | | 140 x 60 x 180 | 2.445,00 | 122 |
| DSA2S 15618 | | 150 x 60 x 180 | 2.536,00 | 129 |
| DSA2S 16618 | | 160 x 60 x 180 | 2.590,00 | 142 |
| 70 | | DSA2S 10718 | 100 x 70 x 180 | 2.154,00 |
| | DSA2S 11718 | 110 x 70 x 180 | 2.246,00 | 143 |
| | DSA1B 12718 | 120 x 70 x 180 | 2.338,00 | 147 |
| | DSA2S 13718 | 130 x 70 x 180 | 2.428,00 | 151 |
| | DSA2S 14718 | 140 x 70 x 180 | 2.521,00 | 155 |
| | DSA2S 15718 | 150 x 70 x 180 | 2.613,00 | 174 |
| | DSA2S 16718 | 160 x 70 x 180 | 2.701,00 | 183 |

ACCESSORI PER ARMADI

APPLICATION FOR CUPBOARD / ANERINGUNG FUR SCHRANKE / APPLICANCES POUR ARMOIRES

RIPIANO INTERMEDIOI

INTERMEDIATE SHELF
ZWISCHENBORD
ETAGERE INTERMEDIAIRE



| | MODELLO | DIMENSIONI cm | Euro |
|----|----------|---------------|--------|
| | | L x P x H | |
| 50 | DSARI105 | 100 x 50 x 4 | 115,00 |
| | DSARI115 | 110 x 50 x 4 | 130,00 |
| | DSARI125 | 120 x 50 x 4 | 142,00 |
| | DSARI135 | 130 x 50 x 4 | 158,00 |
| | DSARI145 | 140 x 50 x 4 | 176,00 |
| | DSARI155 | 150 x 50 x 4 | 192,00 |
| | DSARI165 | 160 x 50 x 4 | 204,00 |
| 60 | DSARI106 | 100 x 60 x 4 | 118,00 |
| | DSARI116 | 110 x 60 x 4 | 135,00 |
| | DSARI126 | 120 x 60 x 4 | 149,00 |
| | DSARI136 | 130 x 60 x 4 | 164,00 |
| | DSARI146 | 140 x 60 x 4 | 181,00 |
| | DSARI156 | 150 x 60 x 4 | 197,00 |
| | DSARI166 | 160 x 60 x 4 | 211,00 |
| 70 | DSARI107 | 100 x 70 x 4 | 123,00 |
| | DSARI117 | 110 x 70 x 4 | 137,00 |
| | DSARI127 | 120 x 70 x 4 | 154,00 |
| | DSARI137 | 130 x 70 x 4 | 171,00 |
| | DSARI147 | 140 x 70 x 4 | 183,00 |
| | DSARI157 | 150 x 70 x 4 | 203,00 |
| | DSARI167 | 160 x 70 x 4 | 217,00 |

ARMADI
CUPBOARD / SCHRANKE / ARMOIRES

SCAFFALE RIPIANI LISCI (H cm 150)

SHELVING SMOOTH SHELVES (H cm 150)
REGALE GLATTE ABSTELLFLACHEN (H cm 150)
PLATEAUX PLEINS (H cm 150)



SCAFFALE RIPIANI LISCI (H cm 180)

SHELVING SMOOTH SHELVES (H cm 180)
REGALE GLATTE ABSTELLFLACHEN (H cm 180)
PLATEAUX PLEINS (H cm 180)



| | MODELLO | DIMENSIONI cm | Euro | Kg |
|------------|------------|----------------|---------------|--------|
| | | L x P x H | | |
| 40 | DSSCL08415 | 80 x 40 x 150 | 478,00 | 21 |
| | DSSCL09415 | 90 x 40 x 150 | 497,00 | 23 |
| | DSSCL10415 | 100 x 40 x 150 | 516,00 | 25 |
| | DSSCL11415 | 110 x 40 x 150 | 537,00 | 27 |
| | DSSCL12415 | 120 x 40 x 150 | 559,00 | 29 |
| | DSSCL13415 | 130 x 40 x 150 | 581,00 | 31 |
| | DSSCL14415 | 140 x 40 x 150 | 609,00 | 34 |
| | DSSCL15415 | 150 x 40 x 150 | 624,00 | 36 |
| | DSSCL16415 | 160 x 40 x 150 | 646,00 | 39 |
| | DSSCL17415 | 170 x 40 x 150 | 667,00 | 41 |
| | DSSCL18415 | 180 x 40 x 150 | 689,00 | 44 |
| | DSSCL19415 | 190 x 40 x 150 | 711,00 | 46 |
| | DSSCL20415 | 200 x 40 x 150 | 733,00 | 48 |
| | 50 | DSSCL08515 | 80 x 50 x 150 | 509,00 |
| DSSCL09515 | | 90 x 50 x 150 | 536,00 | 24 |
| DSSCL10515 | | 100 x 50 x 150 | 563,00 | 26 |
| DSSCL11515 | | 110 x 50 x 150 | 590,00 | 28 |
| DSSCL12515 | | 120 x 50 x 150 | 615,00 | 30 |
| DSSCL13515 | | 130 x 50 x 150 | 642,00 | 32 |
| DSSCL14515 | | 140 x 50 x 150 | 667,00 | 35 |
| DSSCL15515 | | 150 x 50 x 150 | 692,00 | 37 |
| DSSCL16515 | | 160 x 50 x 150 | 720,00 | 40 |
| DSSCL17515 | | 170 x 50 x 150 | 747,00 | 42 |
| DSSCL18515 | | 180 x 50 x 150 | 774,00 | 45 |
| DSSCL19515 | | 190 x 50 x 150 | 799,00 | 47 |
| DSSCL20515 | | 200 x 50 x 150 | 825,00 | 49 |

| | MODELLO | DIMENSIONI cm | Euro | Kg |
|------------|------------|----------------|---------------|--------|
| | | L x P x H | | |
| 40 | DSSCL08418 | 80 x 40 x 180 | 603,00 | 27 |
| | DSSCL09418 | 90 x 40 x 180 | 629,00 | 29 |
| | DSSCL10418 | 100 x 40 x 180 | 654,00 | 31 |
| | DSSCL11418 | 110 x 40 x 180 | 684,00 | 33 |
| | DSSCL12418 | 120 x 40 x 180 | 711,00 | 35 |
| | DSSCL13418 | 130 x 40 x 180 | 739,00 | 37 |
| | DSSCL14418 | 140 x 40 x 180 | 770,00 | 40 |
| | DSSCL15418 | 150 x 40 x 180 | 798,00 | 42 |
| | DSSCL16418 | 160 x 40 x 180 | 827,00 | 44 |
| | DSSCL17418 | 170 x 40 x 180 | 855,00 | 48 |
| | DSSCL18418 | 180 x 40 x 180 | 885,00 | 50 |
| | DSSCL19418 | 190 x 40 x 180 | 915,00 | 52 |
| | DSSCL20418 | 200 x 40 x 180 | 941,00 | 54 |
| | 50 | DSSCL08518 | 80 x 50 x 180 | 644,00 |
| DSSCL09518 | | 90 x 50 x 180 | 681,00 | 30 |
| DSSCL10518 | | 100 x 50 x 180 | 715,00 | 32 |
| DSSCL11518 | | 110 x 50 x 180 | 751,00 | 34 |
| DSSCL12518 | | 120 x 50 x 180 | 785,00 | 36 |
| DSSCL13518 | | 130 x 50 x 180 | 821,00 | 38 |
| DSSCL14518 | | 140 x 50 x 180 | 855,00 | 41 |
| DSSCL15518 | | 150 x 50 x 180 | 890,00 | 43 |
| DSSCL16518 | | 160 x 50 x 180 | 928,00 | 45 |
| DSSCL17518 | | 170 x 50 x 180 | 971,00 | 49 |
| DSSCL18518 | | 180 x 50 x 180 | 997,00 | 51 |
| DSSCL19518 | | 190 x 50 x 180 | 1.043,00 | 53 |
| DSSCL20518 | | 200 x 50 x 180 | 1.067,00 | 55 |

FORNITI SMONTATI
Dissembled
Nicht montiert
En pièce détachées

GAMBE TONDE Ø 35 mm
Round legs ø 35 mm
Runde beine ø 35 mm
Pieds ronds ø 35 mm

ARMADI
CUPBOARD / SCHRANKE / ARMOIRES

SCAFFALE RIPIANI LISCI (H cm 150)

SHELVING SMOOTH SHELVES (H cm 150)
REGALE GLATTE ABSTELLFLACHEN (H cm 150)
PLATEAUX PLEINS (H cm 150)



SCAFFALE RIPIANI LISCI (H cm 180)

SHELVING SMOOTH SHELVES (H cm 180)
REGALE GLATTE ABSTELLFLACHEN (H cm 180)
PLATEAUX PLEINS (H cm 180)



| 60 | MODELLO | DIMENSIONI cm | Euro | Kg |
|----|------------|----------------|--------|----|
| | | L x P x H | | |
| | DSSCL08615 | 80 x 60 x 150 | 536,00 | 23 |
| | DSSCL09615 | 90 x 60 x 150 | 564,00 | 25 |
| | DSSCL10615 | 100 x 60 x 150 | 593,00 | 27 |
| | DSSCL11615 | 110 x 60 x 150 | 622,00 | 29 |
| | DSSCL12615 | 120 x 60 x 150 | 651,00 | 31 |
| | DSSCL13615 | 130 x 60 x 150 | 681,00 | 33 |
| | DSSCL14615 | 140 x 60 x 150 | 708,00 | 36 |
| | DSSCL15615 | 150 x 60 x 150 | 737,00 | 38 |
| | DSSCL16615 | 160 x 60 x 150 | 768,00 | 41 |
| | DSSCL17615 | 170 x 60 x 150 | 796,00 | 43 |
| | DSSCL18615 | 180 x 60 x 150 | 824,00 | 46 |
| | DSSCL19615 | 190 x 60 x 150 | 851,00 | 48 |
| | DSSCL20615 | 200 x 60 x 150 | 883,00 | 50 |

| 60 | MODELLO | DIMENSIONI cm | Euro | Kg |
|----|------------|----------------|----------|----|
| | | L x P x H | | |
| | DSSCL08618 | 80 x 60 x 180 | 681,00 | 29 |
| | DSSCL09618 | 90 x 60 x 180 | 719,00 | 31 |
| | DSSCL10618 | 100 x 60 x 180 | 756,00 | 33 |
| | DSSCL11618 | 110 x 60 x 180 | 796,00 | 35 |
| | DSSCL12618 | 120 x 60 x 180 | 835,00 | 37 |
| | DSSCL13618 | 130 x 60 x 180 | 872,00 | 39 |
| | DSSCL14618 | 140 x 60 x 180 | 911,00 | 42 |
| | DSSCL15618 | 150 x 60 x 180 | 950,00 | 44 |
| | DSSCL16618 | 160 x 60 x 180 | 987,00 | 46 |
| | DSSCL17618 | 170 x 60 x 180 | 1.026,00 | 50 |
| | DSSCL18618 | 180 x 60 x 180 | 1.065,00 | 52 |
| | DSSCL19618 | 190 x 60 x 180 | 1.104,00 | 54 |
| | DSSCL20618 | 200 x 60 x 180 | 1.140,00 | 56 |

FORNITI SMONTATI
Dissembled
Nicht montiert
En pièce détachées

GAMBE TONDE Ø 35 mm
Round legs ø 35 mm
Runde beine ø 35 mm
Pieds ronds ø 35 mm

ARMADI
CUPBOARD / SCHRANKE / ARMOIRES

SCAFFALE RIPIANI LISCI (H cm 200)

SHELVING SMOOTH SHELVES (H cm 200)
REGALE GLATTE ABSTELLFLACHEN (H cm 200)
PLATEAUX PLEINS (H cm 200)



| | MODELLO | DIMENSIONI cm | Euro | Kg | |
|------------|------------|----------------|---------------|--------|----|
| | | L x P x H | | | |
| 40 | DSSCL08420 | 80 x 40 x 200 | 620,00 | 29 | |
| | DSSCL09420 | 90 x 40 x 200 | 644,00 | 31 | |
| | DSSCL10420 | 100 x 40 x 200 | 670,00 | 33 | |
| | DSSCL11420 | 110 x 40 x 200 | 700,00 | 34 | |
| | DSSCL12420 | 120 x 40 x 200 | 729,00 | 36 | |
| | DSSCL13420 | 130 x 40 x 200 | 755,00 | 38 | |
| | DSSCL14420 | 140 x 40 x 200 | 784,00 | 41 | |
| | DSSCL15420 | 150 x 40 x 200 | 816,00 | 43 | |
| | DSSCL16420 | 160 x 40 x 200 | 843,00 | 45 | |
| | DSSCL17420 | 170 x 40 x 200 | 872,00 | 49 | |
| | DSSCL18420 | 180 x 40 x 200 | 900,00 | 51 | |
| | DSSCL19420 | 190 x 40 x 200 | 930,00 | 53 | |
| | DSSCL20420 | 200 x 40 x 200 | 959,00 | 55 | |
| | 50 | DSSCL08520 | 80 x 50 x 200 | 660,00 | 30 |
| | | DSSCL09520 | 90 x 50 x 200 | 696,00 | 32 |
| DSSCL10520 | | 100 x 50 x 200 | 732,00 | 34 | |
| DSSCL11520 | | 110 x 50 x 200 | 768,00 | 35 | |
| DSSCL12520 | | 120 x 50 x 200 | 801,00 | 37 | |
| DSSCL13520 | | 130 x 50 x 200 | 838,00 | 39 | |
| DSSCL14520 | | 140 x 50 x 200 | 872,00 | 42 | |
| DSSCL15520 | | 150 x 50 x 200 | 907,00 | 44 | |
| DSSCL16520 | | 160 x 50 x 200 | 941,00 | 46 | |
| DSSCL17520 | | 170 x 50 x 200 | 978,00 | 50 | |
| DSSCL18520 | | 180 x 50 x 200 | 1.014,00 | 52 | |
| DSSCL19520 | | 190 x 50 x 200 | 1.048,00 | 54 | |
| DSSCL20520 | | 200 x 50 x 200 | 1.083,00 | 56 | |

| | MODELLO | DIMENSIONI cm | Euro | Kg |
|----|------------|----------------|----------|----|
| | | L x P x H | | |
| 60 | DSSCL08620 | 80 x 60 x 200 | 696,00 | 31 |
| | DSSCL09620 | 90 x 60 x 200 | 734,00 | 33 |
| | DSSCL10620 | 100 x 60 x 200 | 774,00 | 35 |
| | DSSCL11620 | 110 x 60 x 200 | 813,00 | 36 |
| | DSSCL12620 | 120 x 60 x 200 | 849,00 | 38 |
| | DSSCL13620 | 130 x 60 x 200 | 888,00 | 40 |
| | DSSCL14620 | 140 x 60 x 200 | 928,00 | 43 |
| | DSSCL15620 | 150 x 60 x 200 | 966,00 | 45 |
| | DSSCL16620 | 160 x 60 x 200 | 1.003,00 | 47 |
| | DSSCL17620 | 170 x 60 x 200 | 1.042,00 | 51 |
| | DSSCL18620 | 180 x 60 x 200 | 1.081,00 | 53 |
| | DSSCL19620 | 190 x 60 x 200 | 1.118,00 | 55 |
| | DSSCL20620 | 200 x 60 x 200 | 1.158,00 | 57 |

FORNITI SMONTATI
Dissembled
Nicht montiert
En pièce détachées

GAMBE TONDE Ø 35 mm
Round legs ø 35 mm
Runde beine ø 35 mm
Pieds ronds ø 35 mm

ACCESSORI PER ARMADI

APPLICATION FOR CUPBOARD / ANERUNGUNG FÜR SCHRANKE / APPLICANCES POUR ARMOIRES

RIPIANO LISCIO

SMOOTH SHELF
GLATTE ABSTELLFLACHE
PLATEAU PLAIN



| | MODELLO | DIMENSIONI cm | Euro |
|-----------|--------------|---------------|--------|
| | | L x P x H | |
| 40 | DSSCRL084 | 80 x 40 x 4 | 85,00 |
| | DSSCRL094 | 90 x 40 x 4 | 91,00 |
| | DSSCRL104 | 100 x 40 x 4 | 97,00 |
| | DSSCRL114 | 110 x 40 x 4 | 106,00 |
| | DSSCRL124 | 120 x 40 x 4 | 112,00 |
| | DSSCRL134 | 130 x 40 x 4 | 119,00 |
| | DSSCRL144 | 140 x 40 x 4 | 128,00 |
| | DSSCRL154 | 150 x 40 x 4 | 134,00 |
| | DSSCRL164 | 160 x 40 x 4 | 139,00 |
| | DSSCRL174 | 170 x 40 x 4 | 148,00 |
| | DSSCRL184 | 180 x 40 x 4 | 154,00 |
| | DSSCRL194 | 190 x 40 x 4 | 162,00 |
| | DSSCRL204 | 200 x 40 x 4 | 170,00 |
| 50 | DSSCRL085 | 80 x 50 x 4 | 95,00 |
| | DSSCRL095 | 90 x 50 x 4 | 105,00 |
| | DSSCRL105 | 100 x 50 x 4 | 113,00 |
| | DSSCRL115 | 110 x 50 x 4 | 120,00 |
| | DSSCRL125 | 120 x 50 x 4 | 130,00 |
| | DSSCRL135 | 130 x 50 x 4 | 139,00 |
| | DSSCRL145 | 140 x 50 x 4 | 148,00 |
| | DSSCRL155 | 150 x 50 x 4 | 157,00 |
| | DSSCRL165 | 160 x 50 x 4 | 165,00 |
| | DSSCRL175 | 170 x 50 x 4 | 173,00 |
| | DSSCRL185 | 180 x 50 x 4 | 181,00 |
| DSSCRL195 | 190 x 50 x 4 | 193,00 | |
| DSSCRL205 | 200 x 50 x 4 | 202,00 | |
| 60 | DSSCRL086 | 80 x 60 x 4 | 104,00 |
| | DSSCRL096 | 90 x 60 x 4 | 113,00 |
| | DSSCRL106 | 100 x 60 x 4 | 123,00 |
| | DSSCRL116 | 110 x 60 x 4 | 134,00 |
| | DSSCRL126 | 120 x 60 x 4 | 142,00 |
| | DSSCRL136 | 130 x 60 x 4 | 152,00 |
| | DSSCRL146 | 140 x 60 x 4 | 160,00 |
| | DSSCRL156 | 150 x 60 x 4 | 171,00 |
| | DSSCRL166 | 160 x 60 x 4 | 181,00 |
| | DSSCRL176 | 170 x 60 x 4 | 192,00 |
| | DSSCRL186 | 180 x 60 x 4 | 200,00 |
| DSSCRL196 | 190 x 60 x 4 | 207,00 | |
| DSSCRL206 | 200 x 60 x 4 | 218,00 | |

SCAFFALI
SHELVING / REGALE / RAYONNAGES

SCAFFALE RIPIANI FORATI (H cm 150)

SHELVING PERFORATED SHELVES (H cm 150)
REGALE GELOCHTE ABSTELLFLACHEN (H cm 150)
PLATEAUX PERFORES (H cm 150)



SCAFFALE RIPIANI FORATI (H cm 180)

SHELVING PERFORATED SHELVES (H cm 180)
REGALE GELOCHTE ABSTELLFLACHEN (H cm 180)
PLATEAUX PERFORES (H cm 180)



| | MODELLO | DIMENSIONI cm | Euro |
|------------|------------|----------------|---------------|
| | | L x P x H | |
| 40 | DSSCF08415 | 80 x 40 x 150 | 514,00 |
| | DSSCF09415 | 90 x 40 x 150 | 534,00 |
| | DSSCF10415 | 100 x 40 x 150 | 555,00 |
| | DSSCF11415 | 110 x 40 x 150 | 578,00 |
| | DSSCF12415 | 120 x 40 x 150 | 600,00 |
| | DSSCF13415 | 130 x 40 x 150 | 625,00 |
| | DSSCF14415 | 140 x 40 x 150 | 655,00 |
| | DSSCF15415 | 150 x 40 x 150 | 673,00 |
| | DSSCF16415 | 160 x 40 x 150 | 696,00 |
| | DSSCF17415 | 170 x 40 x 150 | 719,00 |
| | DSSCF18415 | 180 x 40 x 150 | 742,00 |
| | DSSCF19415 | 190 x 40 x 150 | 765,00 |
| | DSSCF20415 | 200 x 40 x 150 | 789,00 |
| | 50 | DSSCF08515 | 80 x 50 x 150 |
| DSSCF09515 | | 90 x 50 x 150 | 577,00 |
| DSSCF10515 | | 100 x 50 x 150 | 605,00 |
| DSSCF11515 | | 110 x 50 x 150 | 635,00 |
| DSSCF12515 | | 120 x 50 x 150 | 663,00 |
| DSSCF13515 | | 130 x 50 x 150 | 691,00 |
| DSSCF14515 | | 140 x 50 x 150 | 719,00 |
| DSSCF15515 | | 150 x 50 x 150 | 745,00 |
| DSSCF16515 | | 160 x 50 x 150 | 774,00 |
| DSSCF17515 | | 170 x 50 x 150 | 803,00 |
| DSSCF18515 | | 180 x 50 x 150 | 832,00 |
| DSSCF19515 | | 190 x 50 x 150 | 860,00 |
| DSSCF20515 | | 200 x 50 x 150 | 888,00 |

| | MODELLO | DIMENSIONI cm | Euro |
|------------|------------|----------------|---------------|
| | | L x P x H | |
| 40 | DSSCF08418 | 80 x 40 x 180 | 681,00 |
| | DSSCF09418 | 90 x 40 x 180 | 710,00 |
| | DSSCF10418 | 100 x 40 x 180 | 739,00 |
| | DSSCF11418 | 110 x 40 x 180 | 773,00 |
| | DSSCF12418 | 120 x 40 x 180 | 803,00 |
| | DSSCF13418 | 130 x 40 x 180 | 836,00 |
| | DSSCF14418 | 140 x 40 x 180 | 871,00 |
| | DSSCF15418 | 150 x 40 x 180 | 901,00 |
| | DSSCF16418 | 160 x 40 x 180 | 934,00 |
| | DSSCF17418 | 170 x 40 x 180 | 967,00 |
| | DSSCF18418 | 180 x 40 x 180 | 1.000,00 |
| | DSSCF19418 | 190 x 40 x 180 | 1.033,00 |
| | DSSCF20418 | 200 x 40 x 180 | 1.063,00 |
| | 50 | DSSCF08518 | 80 x 50 x 180 |
| DSSCF09518 | | 90 x 50 x 180 | 770,00 |
| DSSCF10518 | | 100 x 50 x 180 | 811,00 |
| DSSCF11518 | | 110 x 50 x 180 | 849,00 |
| DSSCF12518 | | 120 x 50 x 180 | 888,00 |
| DSSCF13518 | | 130 x 50 x 180 | 929,00 |
| DSSCF14518 | | 140 x 50 x 180 | 967,00 |
| DSSCF15518 | | 150 x 50 x 180 | 1.007,00 |
| DSSCF16518 | | 160 x 50 x 180 | 1.049,00 |
| DSSCF17518 | | 170 x 50 x 180 | 1.098,00 |
| DSSCF18518 | | 180 x 50 x 180 | 1.127,00 |
| DSSCF19518 | | 190 x 50 x 180 | 1.179,00 |
| DSSCF20518 | | 200 x 50 x 180 | 1.206,00 |

FORNITI SMONTATI
Dissembled
Nicht montiert
En pièce détachées

GAMBE TONDE Ø 35 mm
Round legs ø 35 mm
Runde beine ø 35 mm
Pieds ronds ø 35 mm

SCAFFALI
SHELVING / REGALE / RAYONNAGES

SCAFFALE RIPIANI FORATI (H cm 150)

SHELVING PERFORATED SHELVES (H cm 150)
REGALE GELOCHTE ABSTELLFLACHEN (H cm 150)
PLATEAUX PERFORES (H cm 150)



SCAFFALE RIPIANI FORATI (H cm 180)

SHELVING PERFORATED SHELVES (H cm 180)
REGALE GELOCHTE ABSTELLFLACHEN (H cm 180)
PLATEAUX PERFORES (H cm 180)



| 60 | MODELLO | DIMENSIONI cm | Euro |
|----|------------|----------------|--------|
| | | L x P x H | |
| | DSSCF08615 | 80 x 60 x 150 | 607,00 |
| | DSSCF09615 | 90 x 60 x 150 | 636,00 |
| | DSSCF10615 | 100 x 60 x 150 | 670,00 |
| | DSSCF11615 | 110 x 60 x 150 | 703,00 |
| | DSSCF12615 | 120 x 60 x 150 | 735,00 |
| | DSSCF13615 | 130 x 60 x 150 | 770,00 |
| | DSSCF14615 | 140 x 60 x 150 | 801,00 |
| | DSSCF15615 | 150 x 60 x 150 | 834,00 |
| | DSSCF16615 | 160 x 60 x 150 | 868,00 |
| | DSSCF17615 | 170 x 60 x 150 | 899,00 |
| | DSSCF18615 | 180 x 60 x 150 | 932,00 |
| | DSSCF19615 | 190 x 60 x 150 | 962,00 |
| | DSSCF20615 | 200 x 60 x 150 | 998,00 |

| 60 | MODELLO | DIMENSIONI cm | Euro |
|----|------------|----------------|----------|
| | | L x P x H | |
| | DSSCF08618 | 80 x 60 x 180 | 770,00 |
| | DSSCF09618 | 90 x 60 x 180 | 812,00 |
| | DSSCF10618 | 100 x 60 x 180 | 854,00 |
| | DSSCF11618 | 110 x 60 x 180 | 899,00 |
| | DSSCF12618 | 120 x 60 x 180 | 943,00 |
| | DSSCF13618 | 130 x 60 x 180 | 986,00 |
| | DSSCF14618 | 140 x 60 x 180 | 1.029,00 |
| | DSSCF15618 | 150 x 60 x 180 | 1.073,00 |
| | DSSCF16618 | 160 x 60 x 180 | 1.117,00 |
| | DSSCF17618 | 170 x 60 x 180 | 1.160,00 |
| | DSSCF18618 | 180 x 60 x 180 | 1.204,00 |
| | DSSCF19618 | 190 x 60 x 180 | 1.248,00 |
| | DSSCF20618 | 200 x 60 x 180 | 1.289,00 |

FORNITI SMONTATI
Dissembled
Nicht montiert
En pièce détachées

GAMBE TONDE Ø 35 mm
Round legs ø 35 mm
Runde beine ø 35 mm
Pieds ronds ø 35 mm

SCAFFALI
SHELVING / REGALE / RAYONNAGES

SCAFFALE RIPIANI FORATI (H cm 200)

SHELVING PERFORATED SHELVES (H cm 200)
REGALE GELOCHTE ABSTELLFLACHEN (H cm 200)
PLATEAUX PERFORES (H cm 200)



| | MODELLO | DIMENSIONI cm | Euro | Kg |
|------------|------------|----------------|---------------|--------|
| | | L x P x H | | |
| 40 | DSSCF08420 | 80 x 40 x 200 | 701,00 | 29 |
| | DSSCF09420 | 90 x 40 x 200 | 729,00 | 31 |
| | DSSCF10420 | 100 x 40 x 200 | 758,00 | 33 |
| | DSSCF11420 | 110 x 40 x 200 | 791,00 | 34 |
| | DSSCF12420 | 120 x 40 x 200 | 823,00 | 36 |
| | DSSCF13420 | 130 x 40 x 200 | 853,00 | 38 |
| | DSSCF14420 | 140 x 40 x 200 | 887,00 | 41 |
| | DSSCF15420 | 150 x 40 x 200 | 921,00 | 43 |
| | DSSCF16420 | 160 x 40 x 200 | 953,00 | 45 |
| | DSSCF17420 | 170 x 40 x 200 | 986,00 | 49 |
| | DSSCF18420 | 180 x 40 x 200 | 1.019,00 | 51 |
| | DSSCF19420 | 190 x 40 x 200 | 1.051,00 | 53 |
| | DSSCF20420 | 200 x 40 x 200 | 1.083,00 | 55 |
| | 50 | DSSCF08520 | 80 x 50 x 200 | 747,00 |
| DSSCF09520 | | 90 x 50 x 200 | 786,00 | 32 |
| DSSCF10520 | | 100 x 50 x 200 | 828,00 | 34 |
| DSSCF11520 | | 110 x 50 x 200 | 868,00 | 35 |
| DSSCF12520 | | 120 x 50 x 200 | 907,00 | 37 |
| DSSCF13520 | | 130 x 50 x 200 | 946,00 | 39 |
| DSSCF14520 | | 140 x 50 x 200 | 986,00 | 42 |
| DSSCF15520 | | 150 x 50 x 200 | 1.025,00 | 44 |
| DSSCF16520 | | 160 x 50 x 200 | 1.063,00 | 46 |
| DSSCF17520 | | 170 x 50 x 200 | 1.105,00 | 50 |
| DSSCF18520 | | 180 x 50 x 200 | 1.147,00 | 52 |
| DSSCF19520 | | 190 x 50 x 200 | 1.184,00 | 54 |
| DSSCF20520 | | 200 x 50 x 200 | 1.224,00 | 56 |

| | MODELLO | DIMENSIONI cm | Euro | Kg |
|----|------------|----------------|----------|----|
| | | L x P x H | | |
| 60 | DSSCF08620 | 80 x 60 x 200 | 786,00 | 31 |
| | DSSCF09620 | 90 x 60 x 200 | 830,00 | 33 |
| | DSSCF10620 | 100 x 60 x 200 | 874,00 | 35 |
| | DSSCF11620 | 110 x 60 x 200 | 919,00 | 36 |
| | DSSCF12620 | 120 x 60 x 200 | 960,00 | 38 |
| | DSSCF13620 | 130 x 60 x 200 | 1.004,00 | 40 |
| | DSSCF14620 | 140 x 60 x 200 | 1.048,00 | 43 |
| | DSSCF15620 | 150 x 60 x 200 | 1.093,00 | 45 |
| | DSSCF16620 | 160 x 60 x 200 | 1.132,00 | 47 |
| | DSSCF17620 | 170 x 60 x 200 | 1.177,00 | 51 |
| | DSSCF18620 | 180 x 60 x 200 | 1.221,00 | 53 |
| | DSSCF19620 | 190 x 60 x 200 | 1.263,00 | 55 |
| | DSSCF20620 | 200 x 60 x 200 | 1.308,00 | 57 |

FORNITI SMONTATI
Dissembled
Nicht montiert
En pièce détachées

GAMBE TONDE Ø 35 mm
Round legs ø 35 mm
Runde beine ø 35 mm
Pieds ronds ø 35 mm

ARMADI
CUPBOARD / SCHRANKE / ARMOIRES

RIPIANO FORATO
PERFORATED SHELVES
GELOCHTE ABSTELLFLACHEN
PLATEAUX PERFORES



| | MODELLO | DIMENSIONI cm | Euro |
|-----------|--------------|---------------|--------|
| | | L x P x H | |
| 40 | DSSCRF084 | 80 x 40 x 4 | 98,00 |
| | DSSCRF094 | 90 x 40 x 4 | 104,00 |
| | DSSCRF104 | 100 x 40 x 4 | 109,00 |
| | DSSCRF114 | 110 x 40 x 4 | 119,00 |
| | DSSCRF124 | 120 x 40 x 4 | 127,00 |
| | DSSCRF134 | 130 x 40 x 4 | 135,00 |
| | DSSCRF144 | 140 x 40 x 4 | 146,00 |
| | DSSCRF154 | 150 x 40 x 4 | 151,00 |
| | DSSCRF164 | 160 x 40 x 4 | 158,00 |
| | DSSCRF174 | 170 x 40 x 4 | 168,00 |
| | DSSCRF184 | 180 x 40 x 4 | 175,00 |
| | DSSCRF194 | 190 x 40 x 4 | 184,00 |
| | DSSCRF204 | 200 x 40 x 4 | 192,00 |
| 50 | DSSCRF085 | 80 x 50 x 4 | 119,00 |
| | DSSCRF095 | 90 x 50 x 4 | 131,00 |
| | DSSCRF105 | 100 x 50 x 4 | 142,00 |
| | DSSCRF115 | 110 x 50 x 4 | 151,00 |
| | DSSCRF125 | 120 x 50 x 4 | 164,00 |
| | DSSCRF135 | 130 x 50 x 4 | 175,00 |
| | DSSCRF145 | 140 x 50 x 4 | 185,00 |
| | DSSCRF155 | 150 x 50 x 4 | 198,00 |
| | DSSCRF165 | 160 x 50 x 4 | 207,00 |
| | DSSCRF175 | 170 x 50 x 4 | 217,00 |
| | DSSCRF185 | 180 x 50 x 4 | 227,00 |
| DSSCRF195 | 190 x 50 x 4 | 242,00 | |
| DSSCRF205 | 200 x 50 x 4 | 253,00 | |
| 60 | DSSCRF086 | 80 x 60 x 4 | 130,00 |
| | DSSCRF096 | 90 x 60 x 4 | 142,00 |
| | DSSCRF106 | 100 x 60 x 4 | 153,00 |
| | DSSCRF116 | 110 x 60 x 4 | 169,00 |
| | DSSCRF126 | 120 x 60 x 4 | 178,00 |
| | DSSCRF136 | 130 x 60 x 4 | 192,00 |
| | DSSCRF146 | 140 x 60 x 4 | 202,00 |
| | DSSCRF156 | 150 x 60 x 4 | 215,00 |
| | DSSCRF166 | 160 x 60 x 4 | 227,00 |
| | DSSCRF176 | 170 x 60 x 4 | 240,00 |
| | DSSCRF186 | 180 x 60 x 4 | 250,00 |
| DSSCRF196 | 190 x 60 x 4 | 261,00 | |
| DSSCRF206 | 200 x 60 x 4 | 273,00 | |

SNACK

SNACK

SNACK WALL-MOUNTED HOODS

SNACK WANDHAUBEN

HOTTES SNACK MURALES



Struttura monoblocco in acciaio inox 18/10 AISI 304 satinata scotch-brite puntata elettronicamente. Canalina antigocciolamento a tenuta ermetica per la raccolta dei grassi con rubinetti di scarico. La massima igienicità e sicurezza nelle operazioni di pulizia. Filtri antigrasso in acciaio inox 18/10 a labirinto.

Electronically spot-welded single-piece 18/10 AISI 304 stainless steel structure with Scotchbrite satin finish. Hermetically sealed grease drip channel with drain valves. Maximum hygiene and safety during cleaning. 18/10 stainless steel labyrinth grease filters.

Einzelblock-Struktur aus Edelstahl 18/10 AISI 304 Scotch-Brite satiniert, elektronisch geschweißt. Tropffreie, hermetische Rinne zum Sammeln der Fette mit Ablasshähnen. Maximale Hygiene und Sicherheit bei der Reinigung. Fettfreie Labyrinth-Filter aus Edelstahl 18/10.

Carrosserie monobloc en acier inox 18/10 AISI 304 finition scotch-brite satiné, soudage électronique par résistance. Rigole antigoutte hermétiquement fermée pour la récupération des graisses munie de robinets d'évacuation des graisses. Le maximum d'hygiène et de sécurité pour les opérations de nettoyage. Filtres à graisse labyrinthe en acier inoxydable 18/10.

SNACK DSS - DSSM

CAPPE SERIE "SNACK" CON O SENZA MOTORE

Hoods series "Snack" with and without motor;
Abzugshauben der serie "Snack" mit und ohne Motor;
Hottes del série "Snack" avec et sans moteur;



SNACK DSSPA - DSSMPA

CAPPE SERIE "SNACK" CON O SENZA MOTORE, COMPLETE DI FARETTI

Hoods series "Snack" with and without motor; complete with ceiling light and spotlight
Abzugshauben der serie "Snack" mit und ohne Motor; komplett mit Deckenlampe und spots.
Hottes del série "Snack" avec et sans moteur; munies d'éclairage au plafond et de spots.



SNACK DSSPN - DSSMPN

CAPPE SERIE "SNACK" CON O SENZA MOTORE, COMPLETE DI PLAFONIERA E NEON

Hoods series "Snack" with and without motor; complete whit ceiling light and neon

Abzugshauben der serie "Snack" mit und ohne Motor; komplett mit Deckenlampe und neonlampe.

Hottes del série "Snack" avec et sans moteur; munies d'éclairage au plafond et de néon.



SNACK DSSM - DSSMPA - DSSMPN

CAPPE SERIE "SNACK" CON O SENZA MOTORE, COMPLETE DI PLAFONIERA E VENTILATORE
A DOPPIA ASPIRAZIONE A ROTORE ESTERNO, VOLT 230/1/50HZ

"Snack" series hoods complete with ceiling light and double suction fan with external rotor, Volt 230/1/50HZ

Abzugshauben der serie "Snack" mit Deckenlampe und Ventilator mit doppeltem absaugen und Außenmotor, Volt 230/1/50HZ

Hottes série "Snack" munies d'éclairage au plafond et d'un ventilateur à double aspiration avec rotor externe, Volt 230/1/50HZ



CAPPE
HOODS / HAUBE / HOTTES

SNACK DSS

70



| MODELLO MODEL | DIMENSIONI DIMENSIONS | FORO HOLE | E | FILTRI FILTERS | LUCI LIGHTS | PORTATA FLOW RATE | PESO WEIGHT | PREZZO PRICE |
|------------------|--------------------------|--------------|----|-------------------|----------------|----------------------|----------------|-----------------|
| | P x L cm | A x B cm | cm | n° | n° | (Q) m³/h | kg | Euro |
| DSS 7/10 | 70 x 100 | 30 x 30 | 29 | 2 | - | 880 | 32 | 763,00 |
| DSS 7/12 | 70 x 120 | 30 x 30 | 29 | 2 | - | 1050 | 40 | 840,00 |
| DSS 7/14 | 70 x 140 | 30 x 30 | 29 | 2 | - | 1230 | 45 | 917,00 |
| DSS 7/16 | 70 x 160 | 30 x 30 | 29 | 3 | - | 1400 | 50 | 996,00 |
| DSS 7/18 | 70 x 180 | 30 x 30 | 29 | 4 | - | 1600 | 61 | 1.084,00 |
| DSS 7/20 | 70 x 200 | 35 x 35 | 29 | 4 | - | 1800 | 68 | 1.183,00 |
| DSS 7/22 | 70 x 220 | 35 x 35 | 29 | 4 | - | 2000 | 72 | 1.259,00 |
| DSS 7/24 | 70 x 240 | 35 x 35 | 29 | 5 | - | 2200 | 76 | 1.335,00 |
| DSS 7/26 | 70 x 260 | 35 x 35 | 29 | 5 | - | 2300 | 84 | 1.437,00 |
| DSS 7/28 | 70 x 280 | 40 x 40 | 29 | 6 | - | 2500 | 90 | 1.538,00 |
| DSS 7/30 | 70 x 300 | 40 x 40 | 29 | 6 | - | 2700 | 92 | 1.627,00 |
| DSS 7/32 | 70 x 320 | Plenium | - | 6 | - | 2900 | 98 | 1.705,00 |
| DSS 7/34 | 70 x 340 | Plenium | - | 6 | - | 3000 | 104 | 1.778,00 |
| DSS 7/36 | 70 x 360 | Plenium | - | 8 | - | 3200 | 112 | 1.844,00 |
| DSS 7/38 | 70 x 380 | Plenium | - | 8 | - | 3400 | 120 | 1.920,00 |
| DSS 7/40 | 70 x 400 | Plenium | - | 8 | - | 3600 | 131 | 1.993,00 |

SNACK DSSPA

70



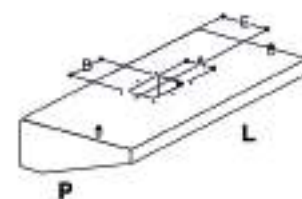
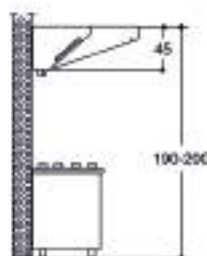
| DSSPA 7/10 | 70 x 100 | 30 x 30 | 29 | 2 | 3 | 880 | 34 | 913,00 |
|------------|----------|---------|----|---|----|------|-----|----------|
| DSSPA 7/12 | 70 x 120 | 30 x 30 | 29 | 2 | 3 | 1050 | 42 | 989,00 |
| DSSPA 7/14 | 70 x 140 | 30 x 30 | 29 | 2 | 3 | 1230 | 47 | 1.067,00 |
| DSSPA 7/16 | 70 x 160 | 30 x 30 | 29 | 3 | 4 | 1400 | 52 | 1.296,00 |
| DSSPA 7/18 | 70 x 180 | 30 x 30 | 29 | 4 | 4 | 1600 | 63 | 1.384,00 |
| DSSPA 7/20 | 70 x 200 | 35 x 35 | 29 | 4 | 5 | 1800 | 70 | 1.430,00 |
| DSSPA 7/22 | 70 x 220 | 35 x 35 | 29 | 4 | 5 | 2000 | 74 | 1.709,00 |
| DSSPA 7/24 | 70 x 240 | 35 x 35 | 29 | 5 | 6 | 2200 | 78 | 1.786,00 |
| DSSPA 7/26 | 70 x 260 | 35 x 35 | 29 | 5 | 6 | 2300 | 86 | 1.887,00 |
| DSSPA 7/28 | 70 x 280 | 40 x 40 | 29 | 6 | 6 | 2500 | 92 | 1.989,00 |
| DSSPA 7/30 | 70 x 300 | 40 x 40 | 29 | 6 | 6 | 2700 | 94 | 2.077,00 |
| DSSPA 7/32 | 70 x 320 | Plenium | - | 6 | 8 | 2900 | 100 | 2.306,00 |
| DSSPA 7/34 | 70 x 340 | Plenium | - | 6 | 8 | 3000 | 106 | 2.265,00 |
| DSSPA 7/36 | 70 x 360 | Plenium | - | 8 | 8 | 3200 | 114 | 2.445,00 |
| DSSPA 7/38 | 70 x 380 | Plenium | - | 8 | 10 | 3400 | 122 | 2.521,00 |
| DSSPA 7/40 | 70 x 400 | Plenium | - | 8 | 10 | 3600 | 133 | 2.593,00 |

SNACK DSSPN

70



| DSSPN 7/10 | 70 x 100 | 30 x 30 | 29 | 2 | 1 x 8 Watt | 880 | 34 | 913,00 |
|------------|----------|---------|----|---|-------------|------|-----|----------|
| DSSPN 7/12 | 70 x 120 | 30 x 30 | 29 | 2 | 1 x 8 Watt | 1050 | 42 | 989,00 |
| DSSPN 7/14 | 70 x 140 | 30 x 30 | 29 | 2 | 1 x 8 Watt | 1230 | 47 | 1.067,00 |
| DSSPN 7/16 | 70 x 160 | 30 x 30 | 29 | 3 | 1 x 8 Watt | 1400 | 52 | 1.296,00 |
| DSSPN 7/18 | 70 x 180 | 30 x 30 | 29 | 4 | 1 x 8 Watt | 1600 | 63 | 1.384,00 |
| DSSPN 7/20 | 70 x 200 | 35 x 35 | 29 | 4 | 1 x 8 Watt | 1800 | 70 | 1.483,00 |
| DSSPN 7/22 | 70 x 220 | 35 x 35 | 29 | 4 | 1 x 8 Watt | 2000 | 74 | 1.709,00 |
| DSSPN 7/24 | 70 x 240 | 35 x 35 | 29 | 5 | 1 x 16 Watt | 2200 | 78 | 1.786,00 |
| DSSPN 7/26 | 70 x 260 | 35 x 35 | 29 | 5 | 1 x 16 Watt | 2300 | 86 | 1.887,00 |
| DSSPN 7/28 | 70 x 280 | 40 x 40 | 29 | 6 | 1 x 16 Watt | 2500 | 92 | 1.989,00 |
| DSSPN 7/30 | 70 x 300 | 40 x 40 | 29 | 6 | 1 x 16 Watt | 2700 | 94 | 2.077,00 |
| DSSPN 7/32 | 70 x 320 | Plenium | - | 6 | 2 x 16 Watt | 2900 | 100 | 2.306,00 |
| DSSPN 7/34 | 70 x 340 | Plenium | - | 6 | 2 x 16 Watt | 3000 | 106 | 2.379,00 |
| DSSPN 7/36 | 70 x 360 | Plenium | - | 8 | 2 x 16 Watt | 3200 | 114 | 2.445,00 |
| DSSPN 7/38 | 70 x 380 | Plenium | - | 8 | 2 x 16 Watt | 3400 | 122 | 2.521,00 |
| DSSPN 7/40 | 70 x 400 | Plenium | - | 8 | 2 x 16 Watt | 3600 | 133 | 2.593,00 |



CAPPE
HOODS / HAUBE / HOTTES

SNACK DSSM

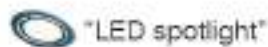
70



| MODELLO MODEL | DIMENSIONI DIMENSIONS | FORO HOLE | E | FILTRI FILTERS | LUCI LIGHTS | PORTATA FLOW RATE | WATT | SDR | PESO WEIGHT | PREZZO PRICE |
|------------------|--------------------------|--------------|----|-------------------|----------------|----------------------|------|-----------|----------------|-----------------|
| | P x L cm | A x B cm | cm | n° | n° | (Q) m³/h | | | kg | Euro |
| DSSM 7/10 | 70 x 100 | 21 x 23 | 23 | 2 | - | 880 | 145 | 7-7 | 45 | 1.248,00 |
| DSSM 7/12 | 70 x 120 | 21 x 23 | 23 | 2 | - | 1050 | 145 | 7-7 | 53 | 1.325,00 |
| DSSM 7/14 | 70 x 140 | 21 x 23 | 23 | 2 | - | 1230 | 145 | 7-7 | 58 | 1.402,00 |
| DSSM 7/16 | 70 x 160 | 21 x 23 | 23 | 3 | - | 1400 | 145 | 7-7 | 63 | 1.481,00 |
| DSSM 7/18 | 70 x 180 | 21 x 23 | 23 | 4 | - | 1600 | 145 | 7-7 | 74 | 1.569,00 |
| DSSM 7/20 | 70 x 200 | 21 x 23 | 23 | 4 | - | 1800 | 145 | 7-7 | 81 | 1.668,00 |
| DSSM 7/22 | 70 x 220 | 21 x 23 | 23 | 4 | - | 2000 | 145 | 7-7 | 87 | 1.865,00 |
| DSSM 7/24 | 70 x 240 | 26 x 30 | 22 | 5 | - | 2200 | 300 | 9/9 Tight | 91 | 1.941,00 |
| DSSM 7/26 | 70 x 260 | 26 x 30 | 22 | 5 | - | 2300 | 300 | 9/9 Tight | 99 | 2.043,00 |
| DSSM 7/28 | 70 x 280 | 26 x 30 | 22 | 6 | - | 2500 | 300 | 9/9 Tight | 105 | 2.144,00 |
| DSSM 7/30 | 70 x 300 | 26 x 30 | 22 | 6 | - | 2700 | 300 | 9/9 Tight | 107 | 2.233,00 |

SNACK DSSMPA

70



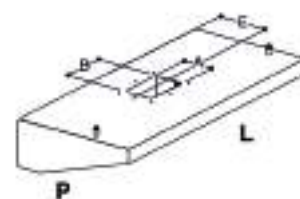
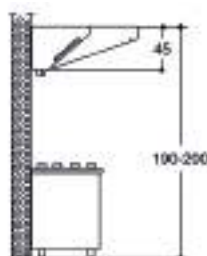
| DSSMPA 7/10 | 70 x 100 | 21 x 23 | 23 | 2 | 3 | 880 | 145 | 7-7 | 47 | 1.399,00 |
|-------------|----------|---------|----|---|---|------|-----|-----------|-----|----------|
| DSSMPA 7/12 | 70 x 120 | 21 x 23 | 23 | 2 | 3 | 1050 | 145 | 7-7 | 55 | 1.474,00 |
| DSSMPA 7/14 | 70 x 140 | 21 x 23 | 23 | 2 | 3 | 1230 | 145 | 7-7 | 60 | 1.553,00 |
| DSSMPA 7/16 | 70 x 160 | 21 x 23 | 23 | 3 | 4 | 1400 | 145 | 7-7 | 65 | 1.781,00 |
| DSSMPA 7/18 | 70 x 180 | 21 x 23 | 23 | 4 | 4 | 1600 | 145 | 7-7 | 76 | 1.869,00 |
| DSSMPA 7/20 | 70 x 200 | 21 x 23 | 23 | 4 | 5 | 1800 | 145 | 7-7 | 83 | 1.968,00 |
| DSSMPA 7/22 | 70 x 220 | 21 x 23 | 23 | 4 | 5 | 2000 | 145 | 7-7 | 89 | 2.372,00 |
| DSSMPA 7/24 | 70 x 240 | 26 x 30 | 22 | 5 | 6 | 2200 | 300 | 9/9 Tight | 93 | 2.470,00 |
| DSSMPA 7/26 | 70 x 260 | 26 x 30 | 22 | 5 | 6 | 2300 | 300 | 9/9 Tight | 101 | 2.541,00 |
| DSSMPA 7/28 | 70 x 280 | 26 x 30 | 22 | 6 | 6 | 2500 | 300 | 9/9 Tight | 107 | 2.595,00 |
| DSSMPA 7/30 | 70 x 300 | 26 x 30 | 22 | 6 | 6 | 2700 | 300 | 9/9 Tight | 109 | 2.684,00 |

SNACK DSSMPN

70



| DSSMPN 7/10 | 70 x 100 | 21 x 23 | 23 | 2 | 1x8Watt | 880 | 145 | 7-7 | 47 | 1.399,00 |
|-------------|----------|---------|----|---|----------|------|-----|-----------|-----|----------|
| DSSMPN 7/12 | 70 x 120 | 21 x 23 | 23 | 2 | 1x8Watt | 1050 | 145 | 7-7 | 55 | 1.540,00 |
| DSSMPN 7/14 | 70 x 140 | 21 x 23 | 23 | 2 | 1x8Watt | 1230 | 145 | 7-7 | 60 | 1.553,00 |
| DSSMPN 7/16 | 70 x 160 | 21 x 23 | 23 | 3 | 1x8Watt | 1400 | 145 | 7-7 | 65 | 1.781,00 |
| DSSMPN 7/18 | 70 x 180 | 21 x 23 | 23 | 4 | 1x8Watt | 1600 | 145 | 7-7 | 76 | 1.869,00 |
| DSSMPN 7/20 | 70 x 200 | 21 x 23 | 23 | 4 | 1x8Watt | 1800 | 145 | 7-7 | 83 | 1.968,00 |
| DSSMPN 7/22 | 70 x 220 | 21 x 23 | 23 | 4 | 1x8Watt | 2000 | 145 | 7-7 | 89 | 2.372,00 |
| DSSMPN 7/24 | 70 x 240 | 26 x 30 | 22 | 5 | 1x16Watt | 2200 | 300 | 9/9 Tight | 93 | 2.470,00 |
| DSSMPN 7/26 | 70 x 260 | 26 x 30 | 22 | 5 | 1x16Watt | 2300 | 300 | 9/9 Tight | 101 | 2.541,00 |
| DSSMPN 7/28 | 70 x 280 | 26 x 30 | 22 | 6 | 1x16Watt | 2500 | 300 | 9/9 Tight | 107 | 2.595,00 |
| DSSMPN 7/30 | 70 x 300 | 26 x 30 | 22 | 6 | 1x16Watt | 2700 | 300 | 9/9 Tight | 109 | 2.684,00 |



CAPPE
HOODS / HAUBE / HOTTES

SNACK DSS



90

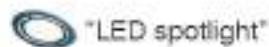
| MODELLO MODEL | DIMENSIONI DIMENSIONS | FORO HOLE | E | FILTRI FILTERS | LUCI LIGHTS | PORTATA FLOW RATE | PESO WEIGHT | PREZZO PRICE |
|------------------|--------------------------|--------------|----|-------------------|----------------|----------------------|----------------|-----------------|
| | P x L cm | A x B cm | cm | n° | n° | (Q) m³/h | kg | Euro |
| DSS 9/10 | 90 x 100 | 30 x 30 | 29 | 2 | - | 1130 | 40 | 844,00 |
| DSS 9/12 | 90 x 120 | 30 x 30 | 29 | 2 | - | 1360 | 43 | 890,00 |
| DSS 9/14 | 90 x 140 | 30 x 30 | 29 | 2 | - | 1580 | 48 | 966,00 |
| DSS 9/16 | 90 x 160 | 30 x 30 | 29 | 3 | - | 1800 | 56 | 1.043,00 |
| DSS 9/18 | 90 x 180 | 30 x 30 | 29 | 4 | - | 2040 | 62 | 1.159,00 |
| DSS 9/20 | 90 x 200 | 35 x 35 | 29 | 4 | - | 2270 | 71 | 1.258,00 |
| DSS 9/22 | 90 x 220 | 35 x 35 | 29 | 4 | - | 2500 | 74 | 1.337,00 |
| DSS 9/24 | 90 x 240 | 35 x 35 | 29 | 5 | - | 2700 | 80 | 1.417,00 |
| DSS 9/26 | 90 x 260 | 35 x 35 | 29 | 5 | - | 2950 | 86 | 1.528,00 |
| DSS 9/28 | 90 x 280 | 40 x 40 | 29 | 6 | - | 3170 | 92 | 1.639,00 |
| DSS 9/30 | 90 x 300 | 40 x 40 | 29 | 6 | - | 3400 | 100 | 1.742,00 |
| DSS 9/32 | 90 x 320 | Plenium | - | 6 | - | 3630 | 105 | 1.839,00 |
| DSS 9/34 | 90 x 340 | Plenium | - | 6 | - | 3850 | 109 | 1.912,00 |
| DSS 9/36 | 90 x 360 | Plenium | - | 8 | - | 4080 | 114 | 1.986,00 |
| DSS 9/38 | 90 x 380 | Plenium | - | 8 | - | 4300 | 123 | 2.060,00 |
| DSS 9/40 | 90 x 400 | Plenium | - | 8 | - | 4530 | 135 | 2.140,00 |

SNACK DSSPA



90

| MODELLO MODEL | DIMENSIONI DIMENSIONS | FORO HOLE | E | FILTRI FILTERS | LUCI LIGHTS | PORTATA FLOW RATE | PESO WEIGHT | PREZZO PRICE |
|------------------|--------------------------|--------------|----|-------------------|----------------|----------------------|----------------|-----------------|
| | P x L cm | A x B cm | cm | n° | n° | (Q) m³/h | kg | Euro |
| DSSPA 9/10 | 90 x 100 | 30 x 30 | 29 | 2 | 3 | 1130 | 41 | 919,00 |
| DSSPA 9/12 | 90 x 120 | 30 x 30 | 29 | 2 | 3 | 1360 | 45 | 945,00 |
| DSSPA 9/14 | 90 x 140 | 30 x 30 | 29 | 2 | 3 | 1580 | 50 | 1.015,00 |
| DSSPA 9/16 | 90 x 160 | 30 x 30 | 29 | 3 | 4 | 1800 | 58 | 1.221,00 |
| DSSPA 9/18 | 90 x 180 | 30 x 30 | 29 | 4 | 4 | 2040 | 64 | 1.326,00 |
| DSSPA 9/20 | 90 x 200 | 35 x 35 | 29 | 4 | 5 | 2270 | 70 | 1.416,00 |
| DSSPA 9/22 | 90 x 220 | 35 x 35 | 29 | 4 | 5 | 2500 | 76 | 1.625,00 |
| DSSPA 9/24 | 90 x 240 | 35 x 35 | 29 | 5 | 6 | 2700 | 82 | 1.697,00 |
| DSSPA 9/26 | 90 x 260 | 35 x 35 | 29 | 5 | 6 | 2950 | 88 | 1.798,00 |
| DSSPA 9/28 | 90 x 280 | 40 x 40 | 29 | 6 | 6 | 3170 | 94 | 1.900,00 |
| DSSPA 9/30 | 90 x 300 | 40 x 40 | 29 | 6 | 6 | 3400 | 102 | 1.992,00 |
| DSSPA 9/32 | 90 x 320 | Plenium | - | 6 | 8 | 3630 | 107 | 2.217,00 |
| DSSPA 9/34 | 90 x 340 | Plenium | - | 6 | 8 | 3850 | 111 | 2.284,00 |
| DSSPA 9/36 | 90 x 360 | Plenium | - | 8 | 8 | 4080 | 116 | 2.351,00 |
| DSSPA 9/38 | 90 x 380 | Plenium | - | 8 | 10 | 4300 | 125 | 2.418,00 |
| DSSPA 9/40 | 90 x 400 | Plenium | - | 8 | 10 | 4530 | 137 | 2.491,00 |

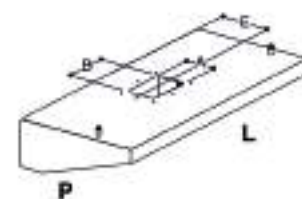
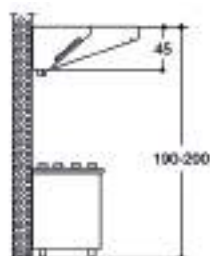


SNACK DSSPN



90

| MODELLO MODEL | DIMENSIONI DIMENSIONS | FORO HOLE | E | FILTRI FILTERS | LUCI LIGHTS | PORTATA FLOW RATE | PESO WEIGHT | PREZZO PRICE |
|------------------|--------------------------|--------------|----|-------------------|----------------|----------------------|----------------|-----------------|
| | P x L cm | A x B cm | cm | n° | n° | (Q) m³/h | kg | Euro |
| DSSPN 9/10 | 90 x 100 | 30 x 30 | 29 | 2 | 1 x 8 Watt | 1130 | 41 | 1.011,00 |
| DSSPN 9/12 | 90 x 120 | 30 x 30 | 29 | 2 | 1 x 8 Watt | 1360 | 45 | 1.040,00 |
| DSSPN 9/14 | 90 x 140 | 30 x 30 | 29 | 2 | 1 x 8 Watt | 1580 | 50 | 1.117,00 |
| DSSPN 9/16 | 90 x 160 | 30 x 30 | 29 | 3 | 1 x 8 Watt | 1800 | 58 | 1.344,00 |
| DSSPN 9/18 | 90 x 180 | 30 x 30 | 29 | 4 | 1 x 8 Watt | 2040 | 64 | 1.459,00 |
| DSSPN 9/20 | 90 x 200 | 35 x 35 | 29 | 4 | 1 x 8 Watt | 2270 | 70 | 1.558,00 |
| DSSPN 9/22 | 90 x 220 | 35 x 35 | 29 | 4 | 1 x 8 Watt | 2500 | 76 | 1.788,00 |
| DSSPN 9/24 | 90 x 240 | 35 x 35 | 29 | 5 | 1 x 16 Watt | 2700 | 82 | 1.867,00 |
| DSSPN 9/26 | 90 x 260 | 35 x 35 | 29 | 5 | 1 x 16 Watt | 2950 | 88 | 1.978,00 |
| DSSPN 9/28 | 90 x 280 | 40 x 40 | 29 | 6 | 1 x 16 Watt | 3170 | 94 | 2.090,00 |
| DSSPN 9/30 | 90 x 300 | 40 x 40 | 29 | 6 | 1 x 16 Watt | 3400 | 102 | 2.192,00 |
| DSSPN 9/32 | 90 x 320 | Plenium | - | 6 | 2 x 16 Watt | 3630 | 107 | 2.439,00 |
| DSSPN 9/34 | 90 x 340 | Plenium | - | 6 | 2 x 16 Watt | 3850 | 111 | 2.513,00 |
| DSSPN 9/36 | 90 x 360 | Plenium | - | 8 | 2 x 16 Watt | 4080 | 116 | 2.587,00 |
| DSSPN 9/38 | 90 x 380 | Plenium | - | 8 | 2 x 16 Watt | 4300 | 125 | 2.660,00 |
| DSSPN 9/40 | 90 x 400 | Plenium | - | 8 | 2 x 16 Watt | 4530 | 137 | 2.741,00 |



CAPPE
HOODS / HAUBE / HOTTES

SNACK DSSM

90



| MODELLO MODEL | DIMENSIONI DIMENSIONS | FORO HOLE | E | FILTRI FILTERS | LUCI LIGHTS | PORTATA FLOW RATE | WATT | SDR | PESO WEIGHT | PREZZO PRICE |
|------------------|--------------------------|--------------|----|-------------------|----------------|----------------------|------|-----------|----------------|-----------------|
| | P x L cm | A x B cm | cm | n° | n° | (Q) m³/h | | | kg | Euro |
| DSSM 9/10 | 90 x 100 | 21 x 23 | 23 | 2 | - | 1130 | 145 | 7-7 | 50 | 1.337,00 |
| DSSM 9/12 | 90 x 120 | 21 x 23 | 23 | 2 | - | 1360 | 145 | 7-7 | 56 | 1.375,00 |
| DSSM 9/14 | 90 x 140 | 21 x 23 | 23 | 2 | - | 1580 | 145 | 7-7 | 61 | 1.451,00 |
| DSSM 9/16 | 90 x 160 | 21 x 23 | 23 | 3 | - | 1800 | 145 | 7-7 | 69 | 1.528,00 |
| DSSM 9/18 | 90 x 180 | 21 x 23 | 23 | 4 | - | 2040 | 145 | 7-7 | 75 | 1.644,00 |
| DSSM 9/20 | 90 x 200 | 21 x 23 | 23 | 4 | - | 2270 | 145 | 7-7 | 83 | 1.864,00 |
| DSSM 9/22 | 90 x 220 | 21 x 23 | 23 | 4 | - | 2500 | 145 | 7-7 | 89 | 1.944,00 |
| DSSM 9/24 | 90 x 240 | 26 x 30 | 22 | 5 | - | 2700 | 300 | 9/9 Tight | 95 | 2.023,00 |
| DSSM 9/26 | 90 x 260 | 26 x 30 | 22 | 5 | - | 3000 | 300 | 9/9 Tight | 101 | 2.134,00 |
| DSSM 9/28 | 90 x 280 | 26 x 30 | 22 | 6 | - | 3000 | 300 | 9/9 Tight | 106 | 2.247,00 |
| DSSM 9/30 | 90 x 300 | 26 x 30 | 22 | 6 | - | 3000 | 300 | 9/9 Tight | 115 | 2.348,00 |

SNACK DSSMPA

90



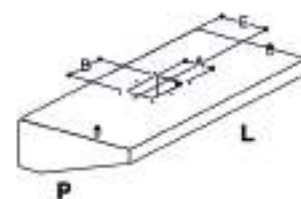
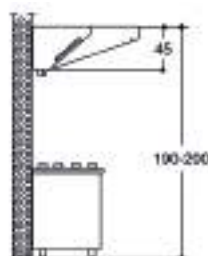
| DSSMPA 9/10 | 90 x 100 | 21 x 23 | 23 | 2 | 3 | 1130 | 145 | 7-7 | 52 | 1.491,00 |
|-------------|----------|---------|----|---|---|------|-----|-----------|-----|----------|
| DSSMPA 9/12 | 90 x 120 | 21 x 23 | 23 | 2 | 3 | 1360 | 145 | 7-7 | 58 | 1.525,00 |
| DSSMPA 9/14 | 90 x 140 | 21 x 23 | 23 | 2 | 3 | 1580 | 145 | 7-7 | 63 | 1.602,00 |
| DSSMPA 9/16 | 90 x 160 | 21 x 23 | 23 | 3 | 4 | 1800 | 145 | 7-7 | 71 | 1.829,00 |
| DSSMPA 9/18 | 90 x 180 | 21 x 23 | 23 | 4 | 4 | 2040 | 145 | 7-7 | 77 | 1.944,00 |
| DSSMPA 9/20 | 90 x 200 | 21 x 23 | 23 | 4 | 5 | 2270 | 145 | 7-7 | 85 | 2.164,00 |
| DSSMPA 9/22 | 90 x 220 | 21 x 23 | 23 | 4 | 5 | 2500 | 145 | 7-7 | 91 | 2.394,00 |
| DSSMPA 9/24 | 90 x 240 | 26 x 30 | 22 | 5 | 6 | 2700 | 300 | 9/9 Tight | 97 | 2.474,00 |
| DSSMPA 9/26 | 90 x 260 | 26 x 30 | 22 | 5 | 6 | 3000 | 300 | 9/9 Tight | 103 | 2.584,00 |
| DSSMPA 9/28 | 90 x 280 | 26 x 30 | 22 | 6 | 6 | 3000 | 300 | 9/9 Tight | 108 | 2.697,00 |
| DSSMPA 9/30 | 90 x 300 | 26 x 30 | 22 | 6 | 6 | 3000 | 300 | 9/9 Tight | 117 | 2.799,00 |

SNACK DSSMPN

90



| DSSMPN 9/10 | 90 x 100 | 21 x 23 | 23 | 2 | 1x8Watt | 1130 | 145 | 7-7 | 52 | 1.491,00 |
|-------------|----------|---------|----|---|----------|------|-----|-----------|-----|----------|
| DSSMPN 9/12 | 90 x 120 | 21 x 23 | 23 | 2 | 1x8Watt | 1360 | 145 | 7-7 | 58 | 1.525,00 |
| DSSMPN 9/14 | 90 x 140 | 21 x 23 | 23 | 2 | 1x8Watt | 1580 | 145 | 7-7 | 63 | 1.602,00 |
| DSSMPN 9/16 | 90 x 160 | 21 x 23 | 23 | 3 | 1x8Watt | 1800 | 145 | 7-7 | 71 | 1.829,00 |
| DSSMPN 9/18 | 90 x 180 | 21 x 23 | 23 | 4 | 1x8Watt | 2040 | 145 | 7-7 | 77 | 1.944,00 |
| DSSMPN 9/20 | 90 x 200 | 21 x 23 | 23 | 4 | 1x8Watt | 2270 | 145 | 7-7 | 85 | 2.164,00 |
| DSSMPN 9/22 | 90 x 220 | 21 x 23 | 23 | 4 | 1x8Watt | 2500 | 145 | 7-7 | 91 | 2.394,00 |
| DSSMPN 9/24 | 90 x 240 | 26 x 30 | 22 | 5 | 1x16Watt | 2700 | 300 | 9/9 Tight | 97 | 2.474,00 |
| DSSMPN 9/26 | 90 x 260 | 26 x 30 | 22 | 5 | 1x16Watt | 3000 | 300 | 9/9 Tight | 103 | 2.584,00 |
| DSSMPN 9/28 | 90 x 280 | 26 x 30 | 22 | 6 | 1x16Watt | 3000 | 300 | 9/9 Tight | 108 | 2.697,00 |
| DSSMPN 9/30 | 90 x 300 | 26 x 30 | 22 | 6 | 1x16Watt | 3000 | 300 | 9/9 Tight | 117 | 2.799,00 |



CAPPE
HOODS / HAUBE / HOTTES

SNACK DSS

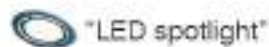
110



| MODELLO MODEL | DIMENSIONI DIMENSIONS | FORO HOLE | E | FILTRI FILTERS | LUCI LIGHTS | PORTATA FLOW RATE | PESO WEIGHT | PREZZO PRICE |
|------------------|--------------------------|--------------|----|-------------------|----------------|----------------------|----------------|-----------------|
| | P x L cm | A x B cm | cm | n° | n° | (Q) m³/h | kg | Euro |
| DSS 11/12 | 110 x 120 | 30 x 30 | 29 | 2 | - | 1660 | 46 | 964,00 |
| DSS 11/14 | 110 x 140 | 30 x 30 | 29 | 2 | - | 1940 | 51 | 1.048,00 |
| DSS 11/16 | 110 x 160 | 30 x 30 | 29 | 3 | - | 2200 | 59 | 1.131,00 |
| DSS 11/18 | 110 x 180 | 30 x 30 | 29 | 4 | - | 2500 | 65 | 1.239,00 |
| DSS 11/20 | 110 x 200 | 35 x 35 | 29 | 4 | - | 2770 | 74 | 1.345,00 |
| DSS 11/22 | 110 x 220 | 35 x 35 | 29 | 4 | - | 3000 | 77 | 1.428,00 |
| DSS 11/24 | 110 x 240 | 35 x 35 | 29 | 5 | - | 3300 | 83 | 1.513,00 |
| DSS 11/26 | 110 x 260 | 35 x 35 | 29 | 5 | - | 3600 | 89 | 1.621,00 |
| DSS 11/28 | 110 x 280 | 40 x 40 | 29 | 6 | - | 3800 | 95 | 1.729,00 |
| DSS 11/30 | 110 x 300 | 40 x 40 | 29 | 6 | - | 4100 | 103 | 1.843,00 |
| DSS 11/32 | 110 x 320 | Plenum | - | 6 | - | 4400 | 112 | 1.986,00 |
| DSS 11/34 | 110 x 340 | Plenum | - | 6 | - | 4700 | 117 | 2.082,00 |
| DSS 11/36 | 110 x 360 | Plenum | - | 8 | - | 4900 | 120 | 2.176,00 |
| DSS 11/38 | 110 x 380 | Plenum | - | 8 | - | 5200 | 126 | 2.206,00 |
| DSS 11/40 | 110 x 400 | Plenum | - | 8 | - | 5500 | 138 | 2.283,00 |

SNACK DSSPA

110



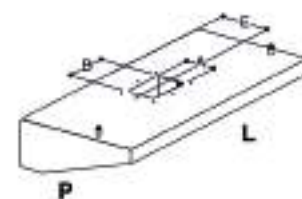
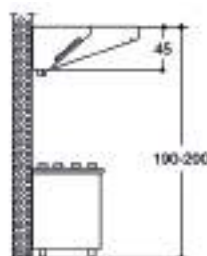
| DSSPA 11/12 | 110 x 120 | 30 x 30 | 29 | 2 | 3 | 1660 | 48 | 1.115,00 |
|-------------|-----------|---------|----|---|----|------|-----|----------|
| DSSPA 11/14 | 110 x 140 | 30 x 30 | 29 | 2 | 3 | 1940 | 53 | 1.197,00 |
| DSSPA 11/16 | 110 x 160 | 30 x 30 | 29 | 3 | 4 | 2200 | 61 | 1.432,00 |
| DSSPA 11/18 | 110 x 180 | 30 x 30 | 29 | 4 | 4 | 2500 | 67 | 1.539,00 |
| DSSPA 11/20 | 110 x 200 | 35 x 35 | 29 | 4 | 5 | 2770 | 76 | 1.645,00 |
| DSSPA 11/22 | 110 x 220 | 35 x 35 | 29 | 4 | 5 | 3000 | 79 | 1.879,00 |
| DSSPA 11/24 | 110 x 240 | 35 x 35 | 29 | 5 | 6 | 3300 | 85 | 1.963,00 |
| DSSPA 11/26 | 110 x 260 | 35 x 35 | 29 | 5 | 6 | 3600 | 91 | 2.071,00 |
| DSSPA 11/28 | 110 x 280 | 40 x 40 | 29 | 6 | 6 | 3800 | 97 | 2.180,00 |
| DSSPA 11/30 | 110 x 300 | 40 x 40 | 29 | 6 | 6 | 4100 | 105 | 2.294,00 |
| DSSPA 11/32 | 110 x 320 | Plenum | - | 6 | 8 | 4400 | 119 | 2.587,00 |
| DSSPA 11/34 | 110 x 340 | Plenum | - | 6 | 8 | 4700 | 114 | 2.682,00 |
| DSSPA 11/36 | 110 x 360 | Plenum | - | 8 | 8 | 4900 | 119 | 2.777,00 |
| DSSPA 11/38 | 110 x 380 | Plenum | - | 8 | 10 | 5200 | 128 | 2.807,00 |
| DSSPA 11/40 | 110 x 400 | Plenum | - | 8 | 10 | 5500 | 140 | 2.884,00 |

SNACK DSSPN

110



| DSSPN 11/12 | 110 x 120 | 30 x 30 | 29 | 2 | 1 x 8 Watt | 1660 | 48 | 1.115,00 |
|-------------|-----------|---------|----|---|-------------|------|-----|----------|
| DSSPN 11/14 | 110 x 140 | 30 x 30 | 29 | 2 | 1 x 8 Watt | 1940 | 53 | 1.197,00 |
| DSSPN 11/16 | 110 x 160 | 30 x 30 | 29 | 3 | 1 x 8 Watt | 2200 | 61 | 1.432,00 |
| DSSPN 11/18 | 110 x 180 | 30 x 30 | 29 | 4 | 1 x 8 Watt | 2500 | 67 | 1.539,00 |
| DSSPN 11/20 | 110 x 200 | 35 x 35 | 29 | 4 | 1 x 8 Watt | 2770 | 76 | 1.645,00 |
| DSSPN 11/22 | 110 x 220 | 35 x 35 | 29 | 4 | 1 x 8 Watt | 3000 | 79 | 1.879,00 |
| DSSPN 11/24 | 110 x 240 | 35 x 35 | 29 | 5 | 1 x 16 Watt | 3300 | 85 | 1.963,00 |
| DSSPN 11/26 | 110 x 260 | 35 x 35 | 29 | 5 | 1 x 16 Watt | 3600 | 91 | 2.071,00 |
| DSSPN 11/28 | 110 x 280 | 40 x 40 | 29 | 6 | 1 x 16 Watt | 3800 | 97 | 2.180,00 |
| DSSPN 11/30 | 110 x 300 | 40 x 40 | 29 | 6 | 1 x 16 Watt | 4100 | 105 | 2.294,00 |
| DSSPN 11/32 | 110 x 320 | Plenum | - | 6 | 2 x 16 Watt | 4400 | 119 | 2.587,00 |
| DSSPN 11/34 | 110 x 340 | Plenum | - | 6 | 2 x 16 Watt | 4700 | 114 | 2.682,00 |
| DSSPN 11/36 | 110 x 360 | Plenum | - | 8 | 2 x 16 Watt | 4900 | 119 | 2.777,00 |
| DSSPN 11/38 | 110 x 380 | Plenum | - | 8 | 2 x 16 Watt | 5200 | 128 | 2.807,00 |
| DSSPN 11/40 | 110 x 400 | Plenum | - | 8 | 2 x 16 Watt | 5500 | 140 | 2.884,00 |



CAPPE
HOODS / HAUBE / HOTTES

SNACK DSSM

110



| MODELLO MODEL | DIMENSIONI DIMENSIONS | FORO HOLE | E | FILTRI FILTERS | LUCI LIGHTS | PORTATA FLOW RATE | WATT | SDR | PESO WEIGHT | PREZZO PRICE |
|------------------|--------------------------|--------------|----|-------------------|----------------|----------------------|------|-----------|----------------|-----------------|
| | P x L cm | A x B cm | cm | n° | n° | (Q) m³/h | | | kg | Euro |
| DSSM 11/12 | 110 x 120 | 21 x 23 | 23 | 2 | - | 1660 | 145 | 7-7 | 59 | 1.449,00 |
| DSSM 11/14 | 110 x 140 | 21 x 23 | 23 | 2 | - | 1940 | 145 | 7-7 | 64 | 1.533,00 |
| DSSM 11/16 | 110 x 160 | 21 x 23 | 23 | 3 | - | 2200 | 145 | 7-7 | 72 | 1.616,00 |
| DSSM 11/18 | 110 x 180 | 21 x 23 | 23 | 4 | - | 2500 | 145 | 7-7 | 80 | 1.845,00 |
| DSSM 11/20 | 110 x 200 | 21 x 23 | 23 | 4 | - | 2770 | 145 | 7-7 | 89 | 1.951,00 |
| DSSM 11/22 | 110 x 220 | 21 x 23 | 23 | 4 | - | 3000 | 145 | 7-7 | 92 | 2.035,00 |
| DSSM 11/24 | 110 x 240 | 26 x 30 | 22 | 5 | - | 3300 | 300 | 9/9 Tight | 98 | 2.119,00 |
| DSSM 11/26 | 110 x 260 | 26 x 30 | 22 | 5 | - | 3000 | 300 | 9/9 Tight | 104 | 2.227,00 |
| DSSM 11/28 | 110 x 280 | 26 x 30 | 22 | 6 | - | 3000 | 300 | 9/9 Tight | 110 | 2.336,00 |
| DSSM 11/30 | 110 x 300 | 26 x 30 | 22 | 6 | - | 3000 | 300 | 9/9 Tight | 118 | 2.449,00 |

SNACK DSSMPA

110



| MODELLO MODEL | DIMENSIONI DIMENSIONS | FORO HOLE | E | FILTRI FILTERS | LUCI LIGHTS | PORTATA FLOW RATE | WATT | SDR | PESO WEIGHT | PREZZO PRICE |
|------------------|--------------------------|--------------|----|-------------------|----------------|----------------------|------|-----------|----------------|-----------------|
| | P x L cm | A x B cm | cm | n° | n° | (Q) m³/h | | | kg | Euro |
| DSSMPA 11/12 | 110 x 120 | 21 x 23 | 23 | 2 | 3 | 1660 | 145 | 7-7 | 61 | 1.600,00 |
| DSSMPA 11/14 | 110 x 140 | 21 x 23 | 23 | 2 | 3 | 1940 | 145 | 7-7 | 66 | 1.682,00 |
| DSSMPA 11/16 | 110 x 160 | 21 x 23 | 23 | 3 | 4 | 2200 | 145 | 7-7 | 74 | 1.917,00 |
| DSSMPA 11/18 | 110 x 180 | 21 x 23 | 23 | 4 | 4 | 2500 | 145 | 7-7 | 82 | 2.145,00 |
| DSSMPA 11/20 | 110 x 200 | 21 x 23 | 23 | 4 | 5 | 2770 | 145 | 7-7 | 91 | 2.251,00 |
| DSSMPA 11/22 | 110 x 220 | 21 x 23 | 23 | 4 | 5 | 3000 | 145 | 7-7 | 94 | 2.485,00 |
| DSSMPA 11/24 | 110 x 240 | 26 x 30 | 22 | 5 | 6 | 3300 | 300 | 9/9 Tight | 100 | 2.570,00 |
| DSSMPA 11/26 | 110 x 260 | 26 x 30 | 22 | 5 | 6 | 3000 | 300 | 9/9 Tight | 106 | 2.677,00 |
| DSSMPA 11/28 | 110 x 280 | 26 x 30 | 22 | 6 | 6 | 3000 | 300 | 9/9 Tight | 112 | 2.786,00 |
| DSSMPA 11/30 | 110 x 300 | 26 x 30 | 22 | 6 | 6 | 3000 | 300 | 9/9 Tight | 120 | 2.900,00 |

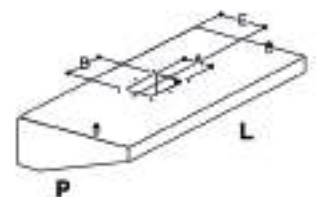
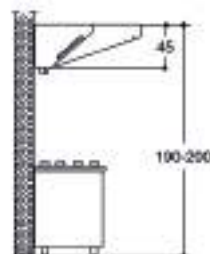


SNACK DSSMPN

110



| MODELLO MODEL | DIMENSIONI DIMENSIONS | FORO HOLE | E | FILTRI FILTERS | LUCI LIGHTS | PORTATA FLOW RATE | WATT | SDR | PESO WEIGHT | PREZZO PRICE |
|------------------|--------------------------|--------------|----|-------------------|----------------|----------------------|------|-----------|----------------|-----------------|
| | P x L cm | A x B cm | cm | n° | n° | (Q) m³/h | | | kg | Euro |
| DSSMPN 11/12 | 110 x 120 | 21 x 23 | 23 | 2 | 1x8Watt | 1660 | 145 | 7-7 | 61 | 1.600,00 |
| DSSMPN 11/14 | 110 x 140 | 21 x 23 | 23 | 2 | 1x8Watt | 1940 | 145 | 7-7 | 66 | 1.682,00 |
| DSSMPN 11/16 | 110 x 160 | 21 x 23 | 23 | 3 | 1x8Watt | 2200 | 145 | 7-7 | 74 | 1.917,00 |
| DSSMPN 11/18 | 110 x 180 | 21 x 23 | 23 | 4 | 1x8Watt | 2500 | 145 | 7-7 | 82 | 2.145,00 |
| DSSMPN 11/20 | 110 x 200 | 21 x 23 | 23 | 4 | 1x8Watt | 2770 | 145 | 7-7 | 91 | 2.251,00 |
| DSSMPN 11/22 | 110 x 220 | 21 x 23 | 23 | 4 | 1x8Watt | 3000 | 145 | 7-7 | 94 | 2.485,00 |
| DSSMPN 11/24 | 110 x 240 | 26 x 30 | 22 | 5 | 1x16Watt | 3300 | 300 | 9/9 Tight | 100 | 2.570,00 |
| DSSMPN 11/26 | 110 x 260 | 26 x 30 | 22 | 5 | 1x16Watt | 3000 | 300 | 9/9 Tight | 106 | 2.677,00 |
| DSSMPN 11/28 | 110 x 280 | 26 x 30 | 22 | 6 | 1x16Watt | 3000 | 300 | 9/9 Tight | 112 | 2.786,00 |
| DSSMPN 11/30 | 110 x 300 | 26 x 30 | 22 | 6 | 1x16Watt | 3000 | 300 | 9/9 Tight | 120 | 2.900,00 |



SNACK PLUS

CAPPE CON MOTORE E REGOLATORE DI VELOCITÀ

HOODS WITH MOTOR AND SPEED CONTROLLER

HAUBEN MIT MOTOR UND DREHZAHLEGLER

HOTTES AVEC MOTEUR ET RÉGULATEUR DE VITESSE



Struttura monoblocco in acciaio inox 18/10 AISI 304 satinata scotch-brite puntata elettronicamente. Canalina antigocciolamento a tenuta ermetica per la raccolta dei grassi con rubinetti di scarico. La massima igienicità e sicurezza nelle operazioni di pulizia. Filtri antigrasso in acciaio inox 18/10 a labirinto.

Einzelblock-Struktur aus Edelstahl 18/10 AISI 304 Scotch-Brite satiniert, elektronisch geschweißt. Tropffreie, hermetische Rinne zum Sammeln der Fette mit Ablasshähnen. Maximale Hygiene und Sicherheit bei der Reinigung. Fettfreie Labyrinth-Filter aus Edelstahl 18/10.

Electronically spot-welded single-piece 18/10 AISI 304 stainless steel structure with Scotchbrite satin finish. Hermetically sealed grease drip channel with drain valves. Maximum hygiene and safety during cleaning. 18/10 stainless steel labyrinth grease filters.

Carrosserie monobloc en acier inox 18/10 AISI 304 finition scotch-brite satiné, soudage électronique par résistance. Rigole antigoutte hermétiquement fermée pour la récupération des graisses munie de robinets d'évacuation des graisses. Le maximum d'hygiène et de sécurité pour les opérations de nettoyage. Filtres à graisse labyrinthe en acier inoxydable 18/10.

SNACK DSSMRPA

FORNITA DI SERIE CON VENTILATORI DI TIPO A STATORE ROTANTE 4 POLI 1400 GIRI, VOLT 230/1/50 HZ
REGOLATORE* MANUALE CON INTERRUTTORE LUCE E GAS, IMPIANTO ELETTRICO CABLATO,
ILLUMINAZIONE CON FARETTI. FILTRI A LABIRINTO

Supplied as standard with 4-pole coil stator fans, 1400 rpm, 230V/1/50Hz.

Manual* speed controller with light switch and gas valve, fully wired electrics, spotlights, labyrinth filters.

Serienmäßig geliefert mit Ventilator des Typs Rotationsstator 4-polig 1400 Umdrehungen, Volt 230/1/50 Hz,
manueller* Regulator mit Schalter für Licht und Gas, verkabelte elektrische Anlage, Labyrinth-Filter. Mit deckenlampe spots.

La fourniture de série comprend des ventilateurs à stator bobiné 4 pôles, 1400 tours, volts 230/50 Hz,
régulateur manuel* numérique avec interrupteur éclairage et gaz. Installation électrique câblée. Spots filtres labyrinthe.



SNACK DSSMRPN

FORNITA DI SERIE CON VENTILATORI DI TIPO A STATORE ROTANTE 4 POLI 1400 GIRI, VOLT 230/1/50 HZ
REGOLATORE* MANUALE CON INTERRUTTORE LUCE E GAS, IMPIANTO ELETTRICO CABLATO,
ILLUMINAZIONE. FILTRI A LABIRINTO

Supplied as standard with 4-pole coil stator fans, 1400 rpm, 230V/1/50Hz.

Manual* speed controller with light switch and gas valve, fully wired electrics, labyrinth filters and light.

Serienmäßig geliefert mit Ventilator des Typs Rotationsstator 4-polig 1400 Umdrehungen, Volt 230/1/50 Hz IP 65,
manueller* Regulator mit Schalter für Licht und Gas, verkabelte elektrische Anlage, Labyrinth-Filter. Dichte Lampen.

La fourniture de série comprend des ventilateurs à stator bobiné 4 pôles, 1400 tours, volts 230/50 Hz,
régulateur manuel* numérique avec interrupteur éclairage et gaz. Installation électrique câblée. Filtres labyrinthe. Lampes étanches.



* su richiesta digitale

* on request digital speed controller

* auf anfrage digitaler regulator

* sur demand régulateur digital

SNACK DSSMRPA - DSSMRPN versione con motore

CAPPE SERIE "SNACK" COMPLETE DI PLAFONIERA E VENTILATORE A DOPPIA
ASPIRAZIONE A ROTORE ESTERNO, VOLT 230/1/50 HZ IP 55

"Snack" series hoods complete with ceiling light and double suction fan
with external rotor, Volt 230/1/50HZ IP 55

Abzugshauben der Serie "Snack" mit Deckenlampe und Ventilator mit doppeltem Absaugen
und Außenmotor, Volt 230/1/50HZ IP 55

Hottes série "Snack" munies d' éclairage au plafond et d'un ventilateur à double aspiration
avec rotateur externe, Volt 230/1/50HZ IP 55



CAPPE
HOODS / HAUBE / HOTTES

SNACK DSSMRPA

70



| MODELLO MODEL | DIMENSIONI DIMENSIONS | FORO HOLE | E | FILTRI FILTERS | LUCI LIGHTS | PORTATA FLOW RATE | WATT | SDR | PESO WEIGHT | PREZZO PRICE |
|------------------|--------------------------|--------------|----|-------------------|----------------|----------------------|------|-----------|----------------|-----------------|
| | P x L cm | A x B cm | cm | n° | n° | (Q) m³/h | | | kg | Euro |
| DSSMRPA 7/10 | 70 x 100 | 21 x 23 | 23 | 2 | 3 | 880 | 145 | 7-7 | 48 | 1.735,00 |
| DSSMRPA 7/12 | 70 x 120 | 21 x 23 | 23 | 2 | 3 | 1050 | 145 | 7-7 | 58 | 1.832,00 |
| DSSMRPA 7/14 | 70 x 140 | 21 x 23 | 23 | 2 | 3 | 1230 | 145 | 7-7 | 61 | 1.927,00 |
| DSSMRPA 7/16 | 70 x 160 | 21 x 23 | 23 | 3 | 4 | 1400 | 145 | 7-7 | 64 | 2.021,00 |
| DSSMRPA 7/18 | 70 x 180 | 21 x 23 | 23 | 4 | 4 | 1600 | 145 | 7-7 | 72 | 2.147,00 |
| DSSMRPA 7/20 | 70 x 200 | 21 x 23 | 23 | 4 | 5 | 1800 | 145 | 7-7 | 80 | 2.274,00 |
| DSSMRPA 7/22 | 70 x 220 | 21 x 23 | 23 | 4 | 5 | 2000 | 145 | 7-7 | 88 | 2.466,00 |
| DSSMRPA 7/24 | 70 x 240 | 26 x 30 | 22 | 5 | 6 | 2200 | 300 | 9/9 Tight | 96 | 2.493,00 |
| DSSMRPA 7/26 | 70 x 260 | 26 x 30 | 22 | 5 | 6 | 2300 | 300 | 9/9 Tight | 102 | 2.644,00 |
| DSSMRPA 7/28 | 70 x 280 | 26 x 30 | 22 | 6 | 6 | 2500 | 300 | 9/9 Tight | 109 | 2.816,00 |
| DSSMRPA 7/30 | 70 x 300 | 26 x 30 | 22 | 6 | 6 | 3000 | 300 | 9/9 Tight | 117 | 2.936,00 |

SNACK DSSMRPN

70



| DSSMRPN 7/10 | 70 x 100 | 21 x 23 | 23 | 2 | 1x8Watt | 880 | 145 | 7-7 | 48 | 1.735,00 |
|--------------|----------|---------|----|---|----------|------|-----|-----------|-----|----------|
| DSSMRPN 7/12 | 70 x 120 | 21 x 23 | 23 | 2 | 1x8Watt | 1050 | 145 | 7-7 | 58 | 1.832,00 |
| DSSMRPN 7/14 | 70 x 140 | 21 x 23 | 23 | 2 | 1x8Watt | 1230 | 145 | 7-7 | 61 | 1.927,00 |
| DSSMRPN 7/16 | 70 x 160 | 21 x 23 | 23 | 3 | 1x8Watt | 1400 | 145 | 7-7 | 64 | 2.021,00 |
| DSSMRPN 7/18 | 70 x 180 | 21 x 23 | 23 | 4 | 1x8Watt | 1600 | 145 | 7-7 | 72 | 2.147,00 |
| DSSMRPN 7/20 | 70 x 200 | 21 x 23 | 23 | 4 | 1x8Watt | 1800 | 145 | 7-7 | 80 | 2.274,00 |
| DSSMRPN 7/22 | 70 x 220 | 21 x 23 | 23 | 4 | 1x8Watt | 2000 | 145 | 7-7 | 88 | 2.466,00 |
| DSSMRPN 7/24 | 70 x 240 | 26 x 30 | 22 | 5 | 1x16Watt | 2200 | 300 | 9/9 Tight | 96 | 2.493,00 |
| DSSMRPN 7/26 | 70 x 260 | 26 x 30 | 22 | 5 | 1x16Watt | 2300 | 300 | 9/9 Tight | 102 | 2.644,00 |
| DSSMRPN 7/28 | 70 x 280 | 26 x 30 | 22 | 6 | 1x16Watt | 2500 | 300 | 9/9 Tight | 109 | 2.816,00 |
| DSSMRPN 7/30 | 70 x 300 | 26 x 30 | 22 | 6 | 1x16Watt | 3000 | 300 | 9/9 Tight | 117 | 2.936,00 |

SNACK DSSMRPA

90



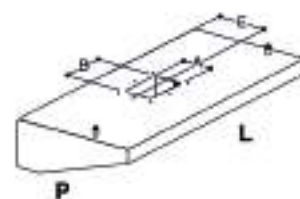
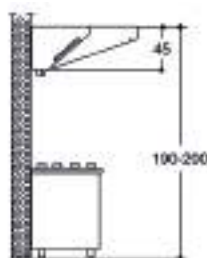
| DSSMRPA 9/10 | 90 x 100 | 21 x 23 | 23 | 2 | 3 | 1130 | 145 | 7-7 | 57 | 1.846,00 |
|--------------|----------|---------|----|---|---|------|-----|-----------|-----|----------|
| DSSMRPA 9/12 | 90 x 120 | 21 x 23 | 23 | 2 | 3 | 1360 | 145 | 7-7 | 60 | 1.892,00 |
| DSSMRPA 9/14 | 90 x 140 | 21 x 23 | 23 | 2 | 3 | 1580 | 145 | 7-7 | 63 | 1.990,00 |
| DSSMRPA 9/16 | 90 x 160 | 21 x 23 | 23 | 3 | 4 | 1800 | 145 | 7-7 | 67 | 2.087,00 |
| DSSMRPA 9/18 | 90 x 180 | 21 x 23 | 23 | 4 | 4 | 2040 | 145 | 7-7 | 76 | 2.270,00 |
| DSSMRPA 9/20 | 90 x 200 | 21 x 23 | 23 | 4 | 5 | 2270 | 145 | 7-7 | 85 | 2.453,00 |
| DSSMRPA 9/22 | 90 x 220 | 21 x 23 | 23 | 4 | 5 | 2500 | 145 | 7-7 | 94 | 2.557,00 |
| DSSMRPA 9/24 | 90 x 240 | 26 x 30 | 22 | 5 | 6 | 2700 | 300 | 9/9 Tight | 104 | 2.662,00 |
| DSSMRPA 9/26 | 90 x 260 | 26 x 30 | 22 | 5 | 6 | 3000 | 300 | 9/9 Tight | 113 | 2.807,00 |
| DSSMRPA 9/28 | 90 x 280 | 26 x 30 | 22 | 6 | 6 | 3000 | 300 | 9/9 Tight | 122 | 2.951,00 |
| DSSMRPA 9/30 | 90 x 300 | 26 x 30 | 22 | 6 | 6 | 3000 | 300 | 9/9 Tight | 131 | 3.060,00 |

SNACK DSSMRPN

90



| DSSMRPN 9/10 | 90 x 260 | 21 x 23 | 23 | 2 | 1x8Watt | 1130 | 145 | 7-7 | 57 | 1.846,00 |
|--------------|----------|---------|----|---|----------|------|-----|-----------|-----|----------|
| DSSMRPN 9/12 | 70 x 120 | 21 x 23 | 23 | 2 | 1x8Watt | 1360 | 145 | 7-7 | 60 | 1.892,00 |
| DSSMRPN 9/14 | 70 x 140 | 21 x 23 | 23 | 2 | 1x8Watt | 1580 | 145 | 7-7 | 63 | 1.990,00 |
| DSSMRPN 9/16 | 70 x 160 | 21 x 23 | 23 | 3 | 1x8Watt | 1800 | 145 | 7-7 | 67 | 2.087,00 |
| DSSMRPN 9/18 | 70 x 180 | 21 x 23 | 23 | 4 | 1x8Watt | 2040 | 145 | 7-7 | 76 | 2.270,00 |
| DSSMRPN 9/20 | 70 x 200 | 21 x 23 | 23 | 4 | 1x8Watt | 2270 | 145 | 7-7 | 85 | 2.453,00 |
| DSSMRPN 9/22 | 70 x 220 | 21 x 23 | 23 | 4 | 1x8Watt | 2500 | 145 | 7-7 | 94 | 2.557,00 |
| DSSMRPN 9/24 | 70 x 240 | 26 x 30 | 22 | 5 | 1x16Watt | 2700 | 300 | 9/9 Tight | 104 | 2.662,00 |
| DSSMRPN 9/26 | 70 x 260 | 26 x 30 | 22 | 5 | 1x16Watt | 3000 | 300 | 9/9 Tight | 113 | 2.807,00 |
| DSSMRPN 9/28 | 70 x 280 | 26 x 30 | 22 | 6 | 1x16Watt | 3000 | 300 | 9/9 Tight | 122 | 2.951,00 |
| DSSMRPN 9/30 | 70 x 300 | 26 x 30 | 22 | 6 | 1x16Watt | 3000 | 300 | 9/9 Tight | 131 | 3.060,00 |



CAPPE
HOODS / HAUBE / HOTTES

SNACK DSSMRPA 110

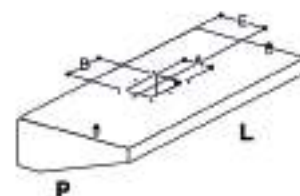
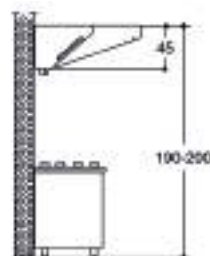



| MODELLO MODEL | DIMENSIONI DIMENSIONS | FORO HOLE | E | FILTRI FILTERS | LUCI LIGHTS | PORTATA FLOW RATE | WATT | SDR | PESO WEIGHT | PREZZO PRICE |
|------------------|--------------------------|--------------|----|-------------------|----------------|----------------------|------|-----------|----------------|-----------------|
| | P x L cm | A x B cm | cm | n° | n° | (Q) m³/h | | | kg | Euro |
| DSSMRPA 11/12 | 110 x 120 | 21 x 23 | 23 | 2 | 3 | 1660 | 145 | 7-7 | 62 | 1.985,00 |
| DSSMRPA 11/14 | 110 x 140 | 21 x 23 | 23 | 2 | 3 | 1940 | 145 | 7-7 | 65 | 2.092,00 |
| DSSMRPA 11/16 | 110 x 160 | 21 x 23 | 23 | 3 | 4 | 2200 | 145 | 7-7 | 71 | 2.199,00 |
| DSSMRPA 11/18 | 110 x 180 | 21 x 23 | 23 | 4 | 4 | 2500 | 145 | 7-7 | 80 | 2.382,00 |
| DSSMRPA 11/20 | 110 x 200 | 21 x 23 | 23 | 4 | 5 | 2770 | 145 | 7-7 | 90 | 2.567,00 |
| DSSMRPA 11/22 | 110 x 220 | 21 x 23 | 23 | 4 | 5 | 3000 | 145 | 7-7 | 99 | 2.673,00 |
| DSSMRPA 11/24 | 110 x 240 | 26 x 30 | 22 | 5 | 6 | 3300 | 300 | 9/9 Tight | 112 | 2.783,00 |
| DSSMRPA 11/26 | 110 x 260 | 26 x 30 | 22 | 5 | 6 | 3000 | 300 | 9/9 Tight | 124 | 2.922,00 |
| DSSMRPA 11/28 | 110 x 280 | 26 x 30 | 22 | 6 | 6 | 3000 | 300 | 9/9 Tight | 136 | 3.062,00 |
| DSSMRPA 11/30 | 110 x 300 | 26 x 30 | 22 | 6 | 6 | 3000 | 300 | 9/9 Tight | 149 | 3.190,00 |

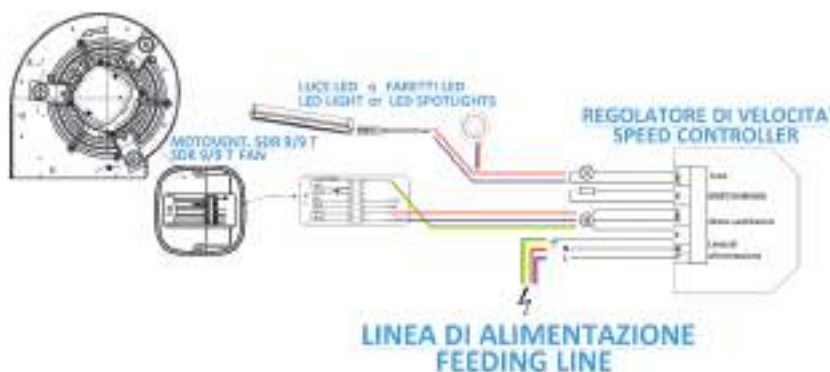
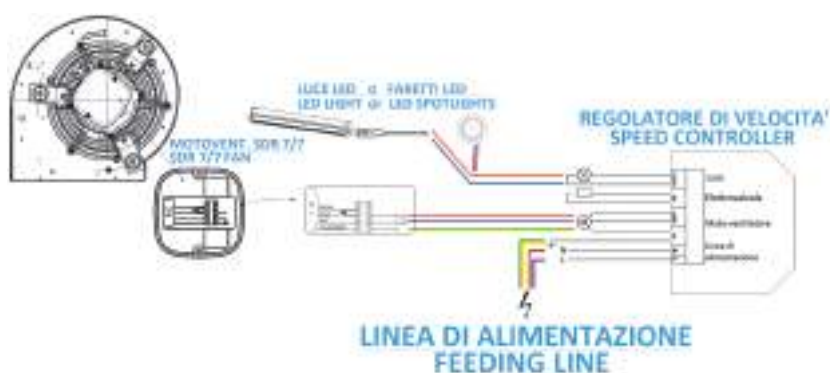
SNACK DSSMRPN 110



| MODELLO MODEL | DIMENSIONI DIMENSIONS | FORO HOLE | E | FILTRI FILTERS | LUCI LIGHTS | PORTATA FLOW RATE | WATT | SDR | PESO WEIGHT | PREZZO PRICE |
|------------------|--------------------------|--------------|----|-------------------|----------------|----------------------|------|-----------|----------------|-----------------|
| DSSMRPN 11/12 | 110 x 120 | 21 x 23 | 23 | 2 | 1x8Watt | 1660 | 145 | 7-7 | 62 | 1.985,00 |
| DSSMRPN 11/14 | 110 x 140 | 21 x 23 | 23 | 2 | 1x8Watt | 1940 | 145 | 7-7 | 65 | 2.092,00 |
| DSSMRPN 11/16 | 110 x 160 | 21 x 23 | 23 | 3 | 1x8Watt | 2200 | 145 | 7-7 | 71 | 2.199,00 |
| DSSMRPN 11/18 | 110 x 180 | 21 x 23 | 23 | 4 | 1x8Watt | 2500 | 145 | 7-7 | 80 | 2.382,00 |
| DSSMRPN 11/20 | 110 x 200 | 21 x 23 | 23 | 4 | 1x8Watt | 2770 | 145 | 7-7 | 90 | 2.567,00 |
| DSSMRPN 11/22 | 110 x 220 | 21 x 23 | 23 | 4 | 1x8Watt | 3000 | 145 | 7-7 | 99 | 2.673,00 |
| DSSMRPN 11/24 | 110 x 240 | 26 x 30 | 22 | 5 | 1x16Watt | 3300 | 300 | 9/9 Tight | 112 | 2.783,00 |
| DSSMRPN 11/26 | 110 x 260 | 26 x 30 | 22 | 5 | 1x16Watt | 3000 | 300 | 9/9 Tight | 124 | 2.922,00 |
| DSSMRPN 11/28 | 110 x 280 | 26 x 30 | 22 | 6 | 1x16Watt | 3000 | 300 | 9/9 Tight | 136 | 3.062,00 |
| DSSMRPN 11/30 | 110 x 300 | 26 x 30 | 22 | 6 | 1x16Watt | 3000 | 300 | 9/9 Tight | 149 | 3.190,00 |



COLLEGAMENTI ELETTRICI / ELECTRICAL CONNECTIONS / ELEKTRISCHE ANSCHLÜSSE / CONNECTIONS ELECTRIQUES



PARETE

WALL-MOUNTED HOODS
HAUBEN WANDAUSFÜHRUNG
HOTTES SÉRIE MURALES



Struttura vista frontale in acciaio inox 18/10 AISI 304 satinata scotch-brite puntata elettronicamente. Canalina antigocciolamento a tenuta ermetica per la raccolta dei grassi con rubinetti di scarico. La massima igienicità e sicurezza nelle operazioni di pulizia. Filtri antigrasso in acciaio inox 18/10 a labirinto.

Front-sight Struktur aus Edelstahl 18/10 AISI 304 Scotch-Brite satiniert, elektronisch geschweißt. Tropffreie, hermetische Rinne zum Sammeln der Fette mit Ablasshähnen. Maximale Hygiene und Sicherheit bei der Reinigung. Fettfreie Labyrinth-Filter aus Edelstahl 18/10.

Electronically spot-welded front view 18/10 AISI 304 stainless steel structure with Scotchbrite satin finish. Hermetically sealed grease drip channel with drain valves. Maximum hygiene and safety during cleaning. 18/10 stainless steel labyrinth grease filters.

Carrosserie vue de front en acier inox 18/10 AISI 304 finition scotch-brite satinée, soudage électronique par résistance. Rigole antigoutte hermétiquement fermée pour la récupération des graisses munie de robinets d'évacuation des graisses. Le maximum d'hygiène et de sécurité pour les opérations de nettoyage. Filtres à graisse labyrinthe en acier inoxydable 18/10.

PARETE DSP - DSPM

CAPPE SERIE "PARETE" CON O SENZA MOTORE

Wall-mounted hoods, with and without motor;
Abzugshauben der serie "Parete" mit und ohne Motor;
Hottes de la série "Murale" avec et sans moteur.



PARETE DSPPA - DSPMPA

CAPPE SERIE "PARETE" CON O SENZA MOTORE, COMPLETE DI PLAFONIERA E FARETTI

Wall-mounted hoods, with and without motor; complete with ceiling light and spotlights;
Abzugshauben der serie "Parete" mit und ohne Motor; komplett mit Deckenlampe und spots;
Hottes de la série "Murale" avec et sans moteur; munies d'éclairage au plafond et de spots.



PARETE DSPPN - DSPMPN

CAPPE SERIE "PARETE" CON O SENZA MOTORE, COMPLETE DI PLAFONIERA E NEON

Wall-mounted hoods, with and without motor, complete with ceiling light and neon;

Abzugshauben der serie "Parete" mit und ohne Motor, komplett mit Deckenlampe und Neonlampe;

Hottes de la série "Murale" avec et sans moteur, munies d'éclairage au plafond et de néon.



PARETE DSPM - DSPMPA - DSPMPN versione con motore

CAPPE SERIE "PARETE" CON O SENZA MOTORE, COMPLETE DI PLAFONIERA E VENTILATORE
A DOPPIA ASPIRAZIONE A ROTORE ESTERNO, VOLT 230/1/50 HZ

Wall-mounted hoods complete with ceiling light and double suction fan with external rotor, Volt 230/1/50Hz;

Abzugshauben der serie "Parete" mit Deckenlampe und Ventilator mit doppeltem Absaugen und Außenmotor,
Volt 230/1/50Hz;

Hottes de la série "Murale" munies d'éclairage au plafond et d'un ventilateur à double aspiration avec rotor externe,
Volt 230/1/50Hz.



CAPPE
HOODS / HAUBE / HOTTES

PARETE DSP



90

| MODELLO MODEL | DIMENSIONI DIMENSIONS | FORO HOLE | E | FILTRI FILTERS | LUCI LIGHTS | PORTATA FLOW RATE | PESO WEIGHT | PREZZO PRICE |
|------------------|--------------------------|--------------|----|-------------------|----------------|----------------------|----------------|-----------------|
| | P x L cm | A x B cm | cm | n° | n° | (Q) m³/h | kg | Euro |
| DSP 9/12 | 90 x 120 | 30 x 30 | 29 | 2 | - | 1360 | 47 | 997,00 |
| DSP 9/14 | 90 x 140 | 30 x 30 | 29 | 2 | - | 1580 | 53 | 1.069,00 |
| DSP 9/16 | 90 x 160 | 30 x 30 | 29 | 3 | - | 1800 | 61 | 1.140,00 |
| DSP 9/18 | 90 x 180 | 30 x 30 | 29 | 4 | - | 2040 | 68 | 1.234,00 |
| DSP 9/20 | 90 x 200 | 35 x 35 | 29 | 4 | - | 2270 | 74 | 1.498,00 |
| DSP 9/22 | 90 x 220 | 35 x 35 | 29 | 4 | - | 2500 | 81 | 1.578,00 |
| DSP 9/24 | 90 x 240 | 35 x 35 | 29 | 5 | - | 2700 | 88 | 1.658,00 |
| DSP 9/26 | 90 x 260 | 35 x 35 | 29 | 5 | - | 2950 | 95 | 1.705,00 |
| DSP 9/28 | 90 x 280 | 40 x 40 | 29 | 6 | - | 3170 | 100 | 1.754,00 |
| DSP 9/30 | 90 x 300 | 40 x 40 | 29 | 6 | - | 3400 | 110 | 1.848,00 |
| DSP 9/32 | 90 x 320 | Plenium | - | 6 | - | 3630 | 119 | 1.930,00 |
| DSP 9/34 | 90 x 340 | Plenium | - | 6 | - | 3850 | 130 | 2.007,00 |
| DSP 9/36 | 90 x 360 | Plenium | - | 8 | - | 4080 | 137 | 2.086,00 |
| DSP 9/38 | 90 x 380 | Plenium | - | 8 | - | 4300 | 145 | 2.162,00 |
| DSP 9/40 | 90 x 400 | Plenium | - | 8 | - | 4530 | 155 | 2.239,00 |

PARETE DSPPA



90

| | | | | | | | | |
|------------|----------|---------|----|---|----|------|-----|----------|
| DSPPA 9/12 | 90 x 120 | 30 x 30 | 29 | 2 | 3 | 1360 | 49 | 1.147,00 |
| DSPPA 9/14 | 90 x 140 | 30 x 30 | 29 | 2 | 3 | 1580 | 55 | 1.218,00 |
| DSPPA 9/16 | 90 x 160 | 30 x 30 | 29 | 3 | 4 | 1800 | 63 | 1.440,00 |
| DSPPA 9/18 | 90 x 180 | 30 x 30 | 29 | 4 | 4 | 2040 | 70 | 1.534,00 |
| DSPPA 9/20 | 90 x 200 | 35 x 35 | 29 | 4 | 5 | 2270 | 76 | 1.798,00 |
| DSPPA 9/22 | 90 x 220 | 35 x 35 | 29 | 4 | 5 | 2500 | 83 | 2.028,00 |
| DSPPA 9/24 | 90 x 240 | 35 x 35 | 29 | 5 | 6 | 2700 | 90 | 2.109,00 |
| DSPPA 9/26 | 90 x 260 | 35 x 35 | 29 | 5 | 6 | 2950 | 97 | 2.156,00 |
| DSPPA 9/28 | 90 x 280 | 40 x 40 | 29 | 6 | 6 | 3170 | 102 | 2.205,00 |
| DSPPA 9/30 | 90 x 300 | 40 x 40 | 29 | 6 | 6 | 3400 | 112 | 2.299,00 |
| DSPPA 9/32 | 90 x 320 | Plenium | - | 6 | 8 | 3630 | 121 | 2.530,00 |
| DSPPA 9/34 | 90 x 340 | Plenium | - | 6 | 8 | 3850 | 132 | 2.607,00 |
| DSPPA 9/36 | 90 x 360 | Plenium | - | 8 | 8 | 4080 | 139 | 2.687,00 |
| DSPPA 9/38 | 90 x 380 | Plenium | - | 8 | 10 | 4300 | 147 | 2.763,00 |
| DSPPA 9/40 | 90 x 400 | Plenium | - | 8 | 10 | 4530 | 157 | 2.840,00 |



"LED spotlight"

PARETE DSPPN

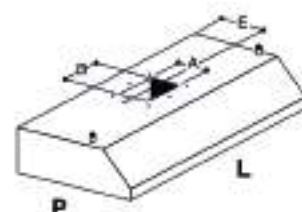
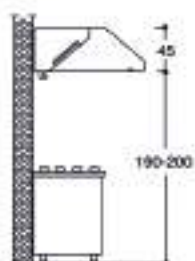


90

| | | | | | | | | |
|------------|----------|---------|----|---|-------------|------|-----|----------|
| DSPPN 9/12 | 90 x 120 | 30 x 30 | 29 | 2 | 1 x 8 Watt | 1360 | 49 | 1.147,00 |
| DSPPN 9/14 | 90 x 140 | 30 x 30 | 29 | 2 | 1 x 8 Watt | 1580 | 55 | 1.218,00 |
| DSPPN 9/16 | 90 x 160 | 30 x 30 | 29 | 3 | 1 x 8 Watt | 1800 | 63 | 1.440,00 |
| DSPPN 9/18 | 90 x 180 | 30 x 30 | 29 | 4 | 1 x 8 Watt | 2040 | 70 | 1.534,00 |
| DSPPN 9/20 | 90 x 200 | 35 x 35 | 29 | 4 | 1 x 8 Watt | 2270 | 76 | 1.798,00 |
| DSPPN 9/22 | 90 x 220 | 35 x 35 | 29 | 4 | 1 x 8 Watt | 2500 | 83 | 2.028,00 |
| DSPPN 9/24 | 90 x 240 | 35 x 35 | 29 | 5 | 1 x 16 Watt | 2700 | 90 | 2.109,00 |
| DSPPN 9/26 | 90 x 260 | 35 x 35 | 29 | 5 | 1 x 16 Watt | 2950 | 97 | 2.156,00 |
| DSPPN 9/28 | 90 x 280 | 40 x 40 | 29 | 6 | 1 x 16 Watt | 3170 | 102 | 2.205,00 |
| DSPPN 9/30 | 90 x 300 | 40 x 40 | 29 | 6 | 1 x 16 Watt | 3400 | 112 | 2.299,00 |
| DSPPN 9/32 | 90 x 320 | Plenium | - | 6 | 2 x 16 Watt | 3630 | 121 | 2.530,00 |
| DSPPN 9/34 | 90 x 340 | Plenium | - | 6 | 2 x 16 Watt | 3850 | 132 | 2.607,00 |
| DSPPN 9/36 | 90 x 360 | Plenium | - | 8 | 2 x 16 Watt | 4080 | 139 | 2.687,00 |
| DSPPN 9/38 | 90 x 380 | Plenium | - | 8 | 2 x 16 Watt | 4300 | 147 | 2.763,00 |
| DSPPN 9/40 | 90 x 400 | Plenium | - | 8 | 2 x 16 Watt | 4530 | 157 | 2.840,00 |



"LED light"



CAPPE
HOODS / HAUBE / HOTTES

PARETE DSPM

90



| MODELLO MODEL | DIMENSIONI DIMENSIONS | FORO HOLE | E | FILTRI FILTERS | LUCI LIGHTS | PORTATA FLOW RATE | WATT | SDR | PESO WEIGHT | PREZZO PRICE |
|------------------|--------------------------|--------------|----|-------------------|----------------|----------------------|------|-----------|----------------|-----------------|
| | P x L cm | A x B cm | cm | n° | n° | (Q) m³/h | | | kg | Euro |
| DSPM 9/12 | 90 x 120 | 21 x 23 | 23 | 2 | - | 1360 | 145 | 7-7 | 60 | 1.482,00 |
| DSPM 9/14 | 90 x 140 | 21 x 23 | 23 | 2 | - | 1580 | 145 | 7-7 | 66 | 1.554,00 |
| DSPM 9/16 | 90 x 160 | 21 x 23 | 23 | 3 | - | 1800 | 145 | 7-7 | 74 | 1.625,00 |
| DSPM 9/18 | 90 x 180 | 21 x 23 | 23 | 4 | - | 2040 | 145 | 7-7 | 81 | 1.719,00 |
| DSPM 9/20 | 90 x 200 | 21 x 23 | 23 | 4 | - | 2270 | 145 | 7-7 | 89 | 2.105,00 |
| DSPM 9/22 | 90 x 220 | 21 x 23 | 23 | 4 | - | 2500 | 145 | 7-7 | 96 | 2.184,00 |
| DSPM 9/24 | 90 x 240 | 26 x 30 | 22 | 5 | - | 2700 | 300 | 9/9 Tight | 103 | 2.264,00 |
| DSPM 9/26 | 90 x 260 | 26 x 30 | 22 | 5 | - | 3000 | 300 | 9/9 Tight | 110 | 2.313,00 |
| DSPM 9/28 | 90 x 280 | 26 x 30 | 22 | 6 | - | 3000 | 300 | 9/9 Tight | 115 | 2.361,00 |
| DSPM 9/30 | 90 x 300 | 26 x 30 | 22 | 6 | - | 3000 | 300 | 9/9 Tight | 125 | 2.456,00 |

PARETE DSPMPA

90



| MODELLO MODEL | DIMENSIONI DIMENSIONS | FORO HOLE | E | FILTRI FILTERS | LUCI LIGHTS | PORTATA FLOW RATE | WATT | SDR | PESO WEIGHT | PREZZO PRICE |
|------------------|--------------------------|--------------|----|-------------------|----------------|----------------------|------|-----------|----------------|-----------------|
| | P x L cm | A x B cm | cm | n° | n° | (Q) m³/h | | | kg | Euro |
| DSSMPA 9/12 | 90 x 120 | 21 x 23 | 23 | 2 | 3 | 1360 | 145 | 7-7 | 62 | 1.632,00 |
| DSSMPA 9/14 | 90 x 140 | 21 x 23 | 23 | 2 | 3 | 1580 | 145 | 7-7 | 68 | 1.703,00 |
| DSSMPA 9/16 | 90 x 160 | 21 x 23 | 23 | 3 | 4 | 1800 | 145 | 7-7 | 76 | 1.925,00 |
| DSSMPA 9/18 | 90 x 180 | 21 x 23 | 23 | 4 | 4 | 2040 | 145 | 7-7 | 83 | 2.019,00 |
| DSSMPA 9/20 | 90 x 200 | 21 x 23 | 23 | 4 | 5 | 2270 | 145 | 7-7 | 91 | 2.405,00 |
| DSSMPA 9/22 | 90 x 220 | 21 x 23 | 23 | 4 | 5 | 2500 | 145 | 7-7 | 98 | 2.634,00 |
| DSSMPA 9/24 | 90 x 240 | 26 x 30 | 22 | 5 | 6 | 2700 | 300 | 9/9 Tight | 105 | 2.715,00 |
| DSSMPA 9/26 | 90 x 260 | 26 x 30 | 22 | 5 | 6 | 3000 | 300 | 9/9 Tight | 112 | 2.763,00 |
| DSSMPA 9/28 | 90 x 280 | 26 x 30 | 22 | 6 | 6 | 3000 | 300 | 9/9 Tight | 117 | 2.811,00 |
| DSSMPA 9/30 | 90 x 300 | 26 x 30 | 22 | 6 | 6 | 3000 | 300 | 9/9 Tight | 127 | 2.906,00 |

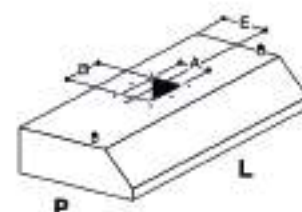
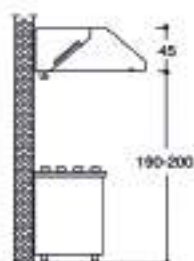



PARETE DSPMPN

90



| MODELLO MODEL | DIMENSIONI DIMENSIONS | FORO HOLE | E | FILTRI FILTERS | LUCI LIGHTS | PORTATA FLOW RATE | WATT | SDR | PESO WEIGHT | PREZZO PRICE |
|------------------|--------------------------|--------------|----|-------------------|----------------|----------------------|------|-----------|----------------|-----------------|
| | P x L cm | A x B cm | cm | n° | n° | (Q) m³/h | | | kg | Euro |
| DSPMPN 9/12 | 90 x 120 | 21 x 23 | 23 | 2 | 1x8Watt | 1360 | 145 | 7-7 | 62 | 1.632,00 |
| DSPMPN 9/14 | 90 x 140 | 21 x 23 | 23 | 2 | 1x8Watt | 1580 | 145 | 7-7 | 68 | 1.703,00 |
| DSPMPN 9/16 | 90 x 160 | 21 x 23 | 23 | 3 | 1x8Watt | 1800 | 145 | 7-7 | 76 | 1.925,00 |
| DSPMPN 9/18 | 90 x 180 | 21 x 23 | 23 | 4 | 1x8Watt | 2040 | 145 | 7-7 | 83 | 2.019,00 |
| DSPMPN 9/20 | 90 x 200 | 21 x 23 | 23 | 4 | 1x8Watt | 2270 | 145 | 7-7 | 91 | 2.405,00 |
| DSPMPN 9/22 | 90 x 220 | 21 x 23 | 23 | 4 | 1x8Watt | 2500 | 145 | 7-7 | 98 | 2.634,00 |
| DSPMPN 9/24 | 90 x 240 | 26 x 30 | 22 | 5 | 1x16Watt | 2700 | 300 | 9/9 Tight | 105 | 2.715,00 |
| DSPMPN 9/26 | 90 x 260 | 26 x 30 | 22 | 5 | 1x16Watt | 3000 | 300 | 9/9 Tight | 112 | 2.763,00 |
| DSPMPN 9/28 | 90 x 280 | 26 x 30 | 22 | 6 | 1x16Watt | 3000 | 300 | 9/9 Tight | 117 | 2.811,00 |
| DSPMPN 9/30 | 90 x 300 | 26 x 30 | 22 | 6 | 1x16Watt | 3000 | 300 | 9/9 Tight | 127 | 2.906,00 |



CAPPE
HOODS / HAUBE / HOTTES

PARETE DSP



110

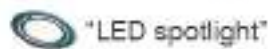
| MODELLO MODEL | DIMENSIONI DIMENSIONS | FORO HOLE | E | FILTRI FILTERS | LUCI LIGHTS | PORTATA FLOW RATE | PESO WEIGHT | PREZZO PRICE |
|------------------|--------------------------|--------------|----|-------------------|----------------|----------------------|----------------|-----------------|
| | P x L cm | A x B cm | cm | n° | n° | (Q) m³/h | kg | Euro |
| DSP 11/12 | 110 x 120 | 30 x 30 | 29 | 2 | - | 1660 | 55 | 1.055,00 |
| DSP 11/14 | 110 x 140 | 30 x 30 | 29 | 2 | - | 1940 | 60 | 1.131,00 |
| DSP 11/16 | 110 x 160 | 30 x 30 | 29 | 3 | - | 2200 | 68 | 1.208,00 |
| DSP 11/18 | 110 x 180 | 30 x 30 | 29 | 4 | - | 2500 | 76 | 1.440,00 |
| DSP 11/20 | 110 x 200 | 35 x 35 | 29 | 4 | - | 2770 | 82 | 1.559,00 |
| DSP 11/22 | 110 x 220 | 35 x 35 | 29 | 4 | - | 3000 | 89 | 1.650,00 |
| DSP 11/24 | 110 x 240 | 35 x 35 | 29 | 5 | - | 3300 | 95 | 1.742,00 |
| DSP 11/26 | 110 x 260 | 35 x 35 | 29 | 5 | - | 3600 | 102 | 1.811,00 |
| DSP 11/28 | 110 x 280 | 40 x 40 | 29 | 6 | - | 3800 | 108 | 1.881,00 |
| DSP 11/30 | 110 x 300 | 40 x 40 | 29 | 6 | - | 4100 | 120 | 2.033,00 |
| DSP 11/32 | 110 x 320 | Plenium | - | 6 | - | 4400 | 126 | 2.097,00 |
| DSP 11/34 | 110 x 340 | Plenium | - | 6 | - | 4700 | 137 | 2.142,00 |
| DSP 11/36 | 110 x 360 | Plenium | - | 8 | - | 4900 | 145 | 2.188,00 |
| DSP 11/38 | 110 x 380 | Plenium | - | 8 | - | 5200 | 152 | 2.362,00 |
| DSP 11/40 | 110 x 400 | Plenium | - | 8 | - | 5500 | 162 | 2.536,00 |

PARETE DSPPA



110

| | | | | | | | | |
|-------------|-----------|---------|----|---|----|------|-----|----------|
| DSPPA 11/12 | 110 x 120 | 30 x 30 | 29 | 2 | 3 | 1660 | 57 | 1.206,00 |
| DSPPA 11/14 | 110 x 140 | 30 x 30 | 29 | 2 | 3 | 1940 | 62 | 1.282,00 |
| DSPPA 11/16 | 110 x 160 | 30 x 30 | 29 | 3 | 4 | 2200 | 70 | 1.509,00 |
| DSPPA 11/18 | 110 x 180 | 30 x 30 | 29 | 4 | 4 | 2500 | 78 | 1.755,00 |
| DSPPA 11/20 | 110 x 200 | 35 x 35 | 29 | 4 | 5 | 2770 | 84 | 1.859,00 |
| DSPPA 11/22 | 110 x 220 | 35 x 35 | 29 | 4 | 5 | 3000 | 91 | 2.100,00 |
| DSPPA 11/24 | 110 x 240 | 35 x 35 | 29 | 5 | 6 | 3300 | 97 | 2.192,00 |
| DSPPA 11/26 | 110 x 260 | 35 x 35 | 29 | 5 | 6 | 3600 | 104 | 2.261,00 |
| DSPPA 11/28 | 110 x 280 | 40 x 40 | 29 | 6 | 6 | 3800 | 110 | 2.331,00 |
| DSPPA 11/30 | 110 x 300 | 40 x 40 | 29 | 6 | 6 | 4100 | 122 | 2.484,00 |
| DSPPA 11/32 | 110 x 320 | Plenium | - | 6 | 8 | 4400 | 128 | 2.548,00 |
| DSPPA 11/34 | 110 x 340 | Plenium | - | 6 | 8 | 4700 | 139 | 2.743,00 |
| DSPPA 11/36 | 110 x 360 | Plenium | - | 8 | 8 | 4900 | 147 | 2.789,00 |
| DSPPA 11/38 | 110 x 380 | Plenium | - | 8 | 10 | 5200 | 154 | 2.963,00 |
| DSPPA 11/40 | 110 x 400 | Plenium | - | 8 | 10 | 5500 | 164 | 3.137,00 |



PARETE DSPPN



110

| | | | | | | | | |
|-------------|-----------|---------|----|---|-------------|------|-----|----------|
| DSPPN 11/12 | 110 x 120 | 30 x 30 | 29 | 2 | 1 x 8 Watt | 1660 | 57 | 1.206,00 |
| DSPPN 11/14 | 110 x 140 | 30 x 30 | 29 | 2 | 1 x 8 Watt | 1940 | 62 | 1.282,00 |
| DSPPN 11/16 | 110 x 160 | 30 x 30 | 29 | 3 | 1 x 8 Watt | 2200 | 70 | 1.509,00 |
| DSPPN 11/18 | 110 x 180 | 30 x 30 | 29 | 4 | 1 x 8 Watt | 2500 | 78 | 1.755,00 |
| DSPPN 11/20 | 110 x 200 | 35 x 35 | 29 | 4 | 1 x 8 Watt | 2770 | 84 | 1.859,00 |
| DSPPN 11/22 | 110 x 220 | 35 x 35 | 29 | 4 | 1 x 8 Watt | 3000 | 91 | 2.100,00 |
| DSPPN 11/24 | 110 x 240 | 35 x 35 | 29 | 5 | 1 x 16 Watt | 3300 | 97 | 2.192,00 |
| DSPPN 11/26 | 110 x 260 | 35 x 35 | 29 | 5 | 1 x 16 Watt | 3600 | 104 | 2.261,00 |
| DSPPN 11/28 | 110 x 280 | 40 x 40 | 29 | 6 | 1 x 16 Watt | 3800 | 110 | 2.331,00 |
| DSPPN 11/30 | 110 x 300 | 40 x 40 | 29 | 6 | 1 x 16 Watt | 4100 | 122 | 2.484,00 |
| DSPPN 11/32 | 110 x 320 | Plenium | - | 6 | 2 x 16 Watt | 4400 | 128 | 2.548,00 |
| DSPPN 11/34 | 110 x 340 | Plenium | - | 6 | 2 x 16 Watt | 4700 | 139 | 2.743,00 |
| DSPPN 11/36 | 110 x 360 | Plenium | - | 8 | 2 x 16 Watt | 4900 | 147 | 2.789,00 |
| DSPPN 11/38 | 110 x 380 | Plenium | - | 8 | 2 x 16 Watt | 5200 | 154 | 2.963,00 |
| DSPPN 11/40 | 110 x 400 | Plenium | - | 8 | 2 x 16 Watt | 5500 | 164 | 3.137,00 |



CAPPE
HOODS / HAUBE / HOTTES

PARETE DSPM

110



| MODELLO MODEL | DIMENSIONI DIMENSIONS | FORO HOLE | E | FILTRI FILTERS | LUCI LIGHTS | PORTATA FLOW RATE | WATT | SDR | PESO WEIGHT | PREZZO PRICE |
|------------------|--------------------------|--------------|----|-------------------|----------------|----------------------|------|-----------|----------------|-----------------|
| | P x L cm | A x B cm | cm | n° | n° | (Q) m³/h | | | kg | Euro |
| DSPM 11/12 | 110 x 120 | 21 x 23 | 23 | 2 | - | 1660 | 145 | 7-7 | 68 | 1.540,00 |
| DSPM 11/14 | 110 x 140 | 21 x 23 | 23 | 2 | - | 1940 | 145 | 7-7 | 73 | 1.616,00 |
| DSPM 11/16 | 110 x 160 | 21 x 23 | 23 | 3 | - | 2200 | 145 | 7-7 | 81 | 1.693,00 |
| DSPM 11/18 | 110 x 180 | 21 x 23 | 23 | 4 | - | 2500 | 145 | 7-7 | 91 | 1.946,00 |
| DSPM 11/20 | 110 x 200 | 21 x 23 | 23 | 4 | - | 2770 | 145 | 7-7 | 97 | 2.165,00 |
| DSPM 11/22 | 110 x 220 | 21 x 23 | 23 | 4 | - | 3000 | 145 | 7-7 | 104 | 2.257,00 |
| DSPM 11/24 | 110 x 240 | 26 x 30 | 22 | 5 | - | 3000 | 300 | 9/9 Tight | 110 | 2.348,00 |
| DSPM 11/26 | 110 x 260 | 26 x 30 | 22 | 5 | - | 3000 | 300 | 9/9 Tight | 117 | 2.417,00 |
| DSPM 11/28 | 110 x 280 | 26 x 30 | 22 | 6 | - | 3000 | 300 | 9/9 Tight | 123 | 2.488,00 |
| DSPM 11/30 | 110 x 300 | 26 x 30 | 22 | 6 | - | 3000 | 300 | 9/9 Tight | 137 | 2.640,00 |

PARETE DSPMPA

110



| MODELLO MODEL | DIMENSIONI DIMENSIONS | FORO HOLE | E | FILTRI FILTERS | LUCI LIGHTS | PORTATA FLOW RATE | WATT | SDR | PESO WEIGHT | PREZZO PRICE |
|------------------|--------------------------|--------------|----|-------------------|----------------|----------------------|------|-----------|----------------|-----------------|
| DSSMPA 11/12 | 110 x 120 | 21 x 23 | 23 | 2 | 3 | 1660 | 145 | 7-7 | 70 | 1.691,00 |
| DSSMPA 11/14 | 110 x 140 | 21 x 23 | 23 | 2 | 3 | 1940 | 145 | 7-7 | 75 | 1.767,00 |
| DSSMPA 11/16 | 110 x 160 | 21 x 23 | 23 | 3 | 4 | 2200 | 145 | 7-7 | 83 | 1.994,00 |
| DSSMPA 11/18 | 110 x 180 | 21 x 23 | 23 | 4 | 4 | 2500 | 145 | 7-7 | 93 | 2.362,00 |
| DSSMPA 11/20 | 110 x 200 | 21 x 23 | 23 | 4 | 5 | 2770 | 145 | 7-7 | 99 | 2.466,00 |
| DSSMPA 11/22 | 110 x 220 | 21 x 23 | 23 | 4 | 5 | 3000 | 145 | 7-7 | 106 | 2.708,00 |
| DSSMPA 11/24 | 110 x 240 | 26 x 30 | 22 | 5 | 6 | 3000 | 300 | 9/9 Tight | 112 | 2.799,00 |
| DSSMPA 11/26 | 110 x 260 | 26 x 30 | 22 | 5 | 6 | 3000 | 300 | 9/9 Tight | 119 | 2.868,00 |
| DSSMPA 11/28 | 110 x 280 | 26 x 30 | 22 | 6 | 6 | 3000 | 300 | 9/9 Tight | 125 | 2.939,00 |
| DSSMPA 11/30 | 110 x 300 | 26 x 30 | 22 | 6 | 6 | 3000 | 300 | 9/9 Tight | 137 | 3.090,00 |

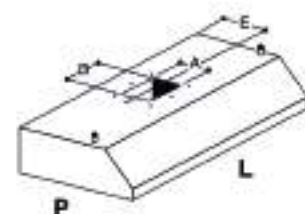
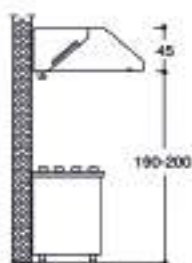


PARETE DSPMPN

110



| MODELLO MODEL | DIMENSIONI DIMENSIONS | FORO HOLE | E | FILTRI FILTERS | LUCI LIGHTS | PORTATA FLOW RATE | WATT | SDR | PESO WEIGHT | PREZZO PRICE |
|------------------|--------------------------|--------------|----|-------------------|----------------|----------------------|------|-----------|----------------|-----------------|
| DSPMPN 11/12 | 110 x 120 | 21 x 23 | 23 | 2 | 1x8Watt | 1660 | 145 | 7-7 | 70 | 1.691,00 |
| DSPMPN 11/14 | 110 x 140 | 21 x 23 | 23 | 2 | 1x8Watt | 1940 | 145 | 7-7 | 75 | 1.767,00 |
| DSPMPN 11/16 | 110 x 160 | 21 x 23 | 23 | 3 | 1x8Watt | 2200 | 145 | 7-7 | 83 | 1.994,00 |
| DSPMPN 11/18 | 110 x 180 | 21 x 23 | 23 | 4 | 1x8Watt | 2500 | 145 | 7-7 | 93 | 2.362,00 |
| DSPMPN 11/20 | 110 x 200 | 21 x 23 | 23 | 4 | 1x8Watt | 2770 | 145 | 7-7 | 99 | 2.466,00 |
| DSPMPN 11/22 | 110 x 220 | 21 x 23 | 23 | 4 | 1x8Watt | 3000 | 145 | 7-7 | 106 | 2.708,00 |
| DSPMPN 11/24 | 110 x 240 | 26 x 30 | 22 | 5 | 1x16Watt | 3000 | 300 | 9/9 Tight | 112 | 2.799,00 |
| DSPMPN 11/26 | 110 x 260 | 26 x 30 | 22 | 5 | 1x16Watt | 3000 | 300 | 9/9 Tight | 119 | 2.868,00 |
| DSPMPN 11/28 | 110 x 280 | 26 x 30 | 22 | 6 | 1x16Watt | 3000 | 300 | 9/9 Tight | 125 | 2.939,00 |
| DSPMPN 11/30 | 110 x 300 | 26 x 30 | 22 | 6 | 1x16Watt | 3000 | 300 | 9/9 Tight | 137 | 3.090,00 |



CAPPE
HOODS / HAUBE / HOTTES

PARETE DSP



140

| MODELLO MODEL | DIMENSIONI DIMENSIONS | FORO HOLE | E | FILTRI FILTERS | LUCI LIGHTS | PORTATA FLOW RATE | PESO WEIGHT | PREZZO PRICE |
|------------------|--------------------------|--------------|----|-------------------|----------------|----------------------|----------------|-----------------|
| | P x L cm | A x B cm | cm | n° | n° | (Q) m³/h | kg | Euro |
| DSP 14/12 | 140 x 120 | 30 x 30 | 29 | 2 | - | 2100 | 63 | 1.173,00 |
| DSP 14/14 | 140 x 140 | 30 x 30 | 29 | 2 | - | 2500 | 67 | 1.252,00 |
| DSP 14/16 | 140 x 160 | 30 x 30 | 29 | 3 | - | 2800 | 75 | 1.331,00 |
| DSP 14/18 | 140 x 180 | 30 x 30 | 29 | 4 | - | 3100 | 84 | 1.455,00 |
| DSP 14/20 | 140 x 200 | 35 x 35 | 29 | 4 | - | 3500 | 90 | 1.556,00 |
| DSP 14/22 | 140 x 220 | 35 x 35 | 29 | 4 | - | 3800 | 97 | 1.653,00 |
| DSP 14/24 | 140 x 240 | 35 x 35 | 29 | 5 | - | 4200 | 103 | 1.749,00 |
| DSP 14/26 | 140 x 260 | 35 x 35 | 29 | 5 | - | 4600 | 109 | 1.872,00 |
| DSP 14/28 | 140 x 280 | 40 x 40 | 29 | 6 | - | 5000 | 116 | 1.996,00 |
| DSP 14/30 | 140 x 300 | 40 x 40 | 29 | 6 | - | 5300 | 130 | 2.148,00 |
| DSP 14/32 | 140 x 320 | Plenium | - | 6 | - | 5600 | 133 | 2.182,00 |
| DSP 14/34 | 140 x 340 | Plenium | - | 6 | - | 6000 | 144 | 2.290,00 |
| DSP 14/36 | 140 x 360 | Plenium | - | 8 | - | 6300 | 153 | 2.397,00 |
| DSP 14/38 | 140 x 380 | Plenium | - | 8 | - | 6700 | 159 | 2.506,00 |
| DSP 14/40 | 140 x 400 | Plenium | - | 8 | - | 7000 | 169 | 2.616,00 |

PARETE DSPPA



140

| | | | | | | | | |
|-------------|-----------|---------|----|---|----|------|-----|----------|
| DSPPA 14/12 | 140 x 120 | 30 x 30 | 29 | 2 | 3 | 2100 | 65 | 1.324,00 |
| DSPPA 14/14 | 140 x 140 | 30 x 30 | 29 | 2 | 3 | 2500 | 69 | 1.402,00 |
| DSPPA 14/16 | 140 x 160 | 30 x 30 | 29 | 3 | 4 | 2800 | 77 | 1.632,00 |
| DSPPA 14/18 | 140 x 180 | 30 x 30 | 29 | 4 | 4 | 3100 | 86 | 1.741,00 |
| DSPPA 14/20 | 140 x 200 | 35 x 35 | 29 | 4 | 5 | 3500 | 92 | 1.856,00 |
| DSPPA 14/22 | 140 x 220 | 35 x 35 | 29 | 4 | 5 | 3800 | 99 | 2.103,00 |
| DSPPA 14/24 | 140 x 240 | 35 x 35 | 29 | 5 | 6 | 4200 | 105 | 2.200,00 |
| DSPPA 14/26 | 140 x 260 | 35 x 35 | 29 | 5 | 6 | 4600 | 111 | 2.323,00 |
| DSPPA 14/28 | 140 x 280 | 40 x 40 | 29 | 6 | 6 | 5000 | 118 | 2.446,00 |
| DSPPA 14/30 | 140 x 300 | 40 x 40 | 29 | 6 | 6 | 5300 | 132 | 2.599,00 |
| DSPPA 14/32 | 140 x 320 | Plenium | - | 6 | 8 | 5600 | 135 | 2.782,00 |
| DSPPA 14/34 | 140 x 340 | Plenium | - | 6 | 8 | 6000 | 146 | 2.890,00 |
| DSPPA 14/36 | 140 x 360 | Plenium | - | 8 | 8 | 6300 | 155 | 2.998,00 |
| DSPPA 14/38 | 140 x 380 | Plenium | - | 8 | 10 | 6700 | 161 | 3.107,00 |
| DSPPA 14/40 | 140 x 400 | Plenium | - | 8 | 10 | 7000 | 171 | 3.217,00 |




"LED spotlight"

PARETE DSPPN

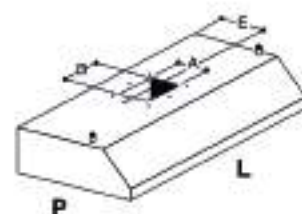
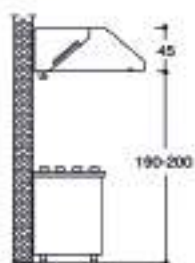


140

| | | | | | | | | |
|-------------|------------|---------|----|---|-------------|------|-----|----------|
| DSPPN 14/12 | 140 x 120 | 30 x 30 | 29 | 2 | 1 x 8 Watt | 2100 | 65 | 1.324,00 |
| DSPPN 14/14 | 140 x 140 | 30 x 30 | 29 | 2 | 1 x 8 Watt | 2500 | 69 | 1.402,00 |
| DSPPN 14/16 | 140 x 160 | 30 x 30 | 29 | 3 | 1 x 8 Watt | 2800 | 77 | 1.632,00 |
| DSPPN 14/18 | 140 x 180 | 30 x 30 | 29 | 4 | 1 x 8 Watt | 3100 | 86 | 1.741,00 |
| DSPPN 14/20 | 1140 x 200 | 35 x 35 | 29 | 4 | 1 x 8 Watt | 3500 | 92 | 1.856,00 |
| DSPPN 14/22 | 140 x 220 | 35 x 35 | 29 | 4 | 1 x 8 Watt | 3800 | 99 | 2.103,00 |
| DSPPN 14/24 | 140 x 240 | 35 x 35 | 29 | 5 | 1 x 16 Watt | 4200 | 105 | 2.200,00 |
| DSPPN 14/26 | 140 x 260 | 35 x 35 | 29 | 5 | 1 x 16 Watt | 4600 | 111 | 2.323,00 |
| DSPPN 14/28 | 140 x 280 | 40 x 40 | 29 | 6 | 1 x 16 Watt | 5000 | 118 | 2.446,00 |
| DSPPN 14/30 | 140 x 300 | 40 x 40 | 29 | 6 | 1 x 16 Watt | 5300 | 132 | 2.599,00 |
| DSPPN 14/32 | 140 x 320 | Plenium | - | 6 | 2 x 16 Watt | 5600 | 135 | 2.782,00 |
| DSPPN 14/34 | 140 x 340 | Plenium | - | 6 | 2 x 16 Watt | 6000 | 146 | 2.890,00 |
| DSPPN 14/36 | 140 x 360 | Plenium | - | 8 | 2 x 16 Watt | 6300 | 155 | 2.998,00 |
| DSPPN 14/38 | 140 x 380 | Plenium | - | 8 | 2 x 16 Watt | 6700 | 161 | 3.107,00 |
| DSPPN 14/40 | 140 x 400 | Plenium | - | 8 | 2 x 16 Watt | 7000 | 171 | 3.217,00 |



"LED light"



CAPPE
HOODS / HAUBE / HOTTES

PARETE DSPM

140



| MODELLO MODEL | DIMENSIONI DIMENSIONS | FORO HOLE | E | FILTRI FILTERS | LUCI LIGHTS | PORTATA FLOW RATE | WATT | SDR | PESO WEIGHT | PREZZO PRICE |
|------------------|--------------------------|--------------|----|-------------------|----------------|----------------------|------|-----------|----------------|-----------------|
| | P x L cm | A x B cm | cm | n° | n° | (Q) m³/h | | | kg | Euro |
| DSPM 14/12 | 140 x 120 | 21 x 23 | 23 | 2 | - | 2000 | 145 | 7-7 | 78 | 1.779,00 |
| DSPM 14/14 | 140 x 140 | 21 x 23 | 23 | 2 | - | 2500 | 145 | 7-7 | 82 | 1.858,00 |
| DSPM 14/16 | 140 x 160 | 21 x 23 | 23 | 3 | - | 2800 | 145 | 7-7 | 90 | 1.938,00 |
| DSPM 14/18 | 140 x 180 | 21 x 23 | 23 | 4 | - | 3000 | 145 | 7-7 | 99 | 2.046,00 |
| DSPM 14/20 | 140 x 200 | 21 x 23 | 23 | 4 | - | 3000 | 145 | 7-7 | 105 | 2.162,00 |
| DSPM 14/22 | 140 x 220 | 21 x 23 | 23 | 4 | - | 3000 | 145 | 7-7 | 112 | 2.259,00 |
| DSPM 14/24 | 140 x 240 | 26 x 30 | 22 | 5 | - | 3000 | 300 | 9/9 Tight | 118 | 2.356,00 |
| DSPM 14/26 | 140 x 260 | 26 x 30 | 22 | 5 | - | 3000 | 300 | 9/9 Tight | 124 | 2.479,00 |
| DSPM 14/28 | 140 x 280 | 26 x 30 | 22 | 6 | - | 3000 | 300 | 9/9 Tight | 131 | 2.602,00 |
| DSPM 14/30 | 140 x 300 | 26 x 30 | 22 | 6 | - | 3000 | 300 | 9/9 Tight | 145 | 2.755,00 |

PARETE DSPMPA

140



| MODELLO MODEL | DIMENSIONI DIMENSIONS | FORO HOLE | E | FILTRI FILTERS | LUCI LIGHTS | PORTATA FLOW RATE | WATT | SDR | PESO WEIGHT | PREZZO PRICE |
|------------------|--------------------------|--------------|----|-------------------|----------------|----------------------|------|-----------|----------------|-----------------|
| DSSMPA 14/12 | 140 x 120 | 21 x 23 | 23 | 2 | 3 | 2000 | 145 | 7-7 | 80 | 1.930,00 |
| DSSMPA 14/14 | 140 x 140 | 21 x 23 | 23 | 2 | 3 | 2500 | 145 | 7-7 | 84 | 2.008,00 |
| DSSMPA 14/16 | 140 x 160 | 21 x 23 | 23 | 3 | 4 | 2800 | 145 | 7-7 | 92 | 2.238,00 |
| DSSMPA 14/18 | 140 x 180 | 21 x 23 | 23 | 4 | 4 | 3000 | 145 | 7-7 | 101 | 2.347,00 |
| DSSMPA 14/20 | 140 x 200 | 21 x 23 | 23 | 4 | 5 | 3000 | 145 | 7-7 | 107 | 2.462,00 |
| DSSMPA 14/22 | 140 x 220 | 21 x 23 | 23 | 4 | 5 | 3000 | 145 | 7-7 | 114 | 2.710,00 |
| DSSMPA 14/24 | 140 x 240 | 26 x 30 | 22 | 5 | 6 | 3000 | 300 | 9/9 Tight | 120 | 2.807,00 |
| DSSMPA 14/26 | 140 x 260 | 26 x 30 | 22 | 5 | 6 | 3000 | 300 | 9/9 Tight | 126 | 2.929,00 |
| DSSMPA 14/28 | 140 x 280 | 26 x 30 | 22 | 6 | 6 | 3000 | 300 | 9/9 Tight | 133 | 3.053,00 |
| DSSMPA 14/30 | 140 x 300 | 26 x 30 | 22 | 6 | 6 | 3000 | 300 | 9/9 Tight | 147 | 3.205,00 |

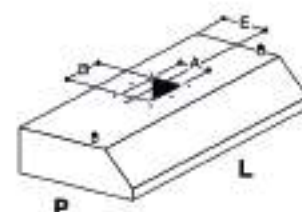
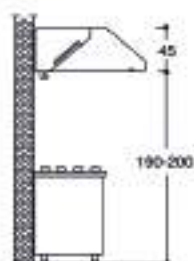



PARETE DSPMPN

140



| MODELLO MODEL | DIMENSIONI DIMENSIONS | FORO HOLE | E | FILTRI FILTERS | LUCI LIGHTS | PORTATA FLOW RATE | WATT | SDR | PESO WEIGHT | PREZZO PRICE |
|------------------|--------------------------|--------------|----|-------------------|----------------|----------------------|------|-----------|----------------|-----------------|
| DSPMPN 14/12 | 140 x 120 | 21 x 23 | 23 | 2 | 1x8Watt | 2000 | 145 | 7-7 | 80 | 1.930,00 |
| DSPMPN 14/14 | 140 x 140 | 21 x 23 | 23 | 2 | 1x8Watt | 2500 | 145 | 7-7 | 84 | 2.008,00 |
| DSPMPN 14/16 | 140 x 160 | 21 x 23 | 23 | 3 | 1x8Watt | 2800 | 145 | 7-7 | 92 | 2.238,00 |
| DSPMPN 14/18 | 140 x 180 | 21 x 23 | 23 | 4 | 1x8Watt | 3000 | 145 | 7-7 | 101 | 2.347,00 |
| DSPMPN 14/20 | 140 x 200 | 21 x 23 | 23 | 4 | 1x8Watt | 3000 | 145 | 7-7 | 107 | 2.462,00 |
| DSPMPN 14/22 | 140 x 220 | 21 x 23 | 23 | 4 | 1x8Watt | 3000 | 145 | 7-7 | 114 | 2.710,00 |
| DSPMPN 14/24 | 140 x 240 | 26 x 30 | 22 | 5 | 1x16Watt | 3000 | 300 | 9/9 Tight | 120 | 2.807,00 |
| DSPMPN 14/26 | 140 x 260 | 26 x 30 | 22 | 5 | 1x16Watt | 3000 | 300 | 9/9 Tight | 126 | 2.929,00 |
| DSPMPN 14/28 | 140 x 280 | 26 x 30 | 22 | 6 | 1x16Watt | 3000 | 300 | 9/9 Tight | 133 | 3.053,00 |
| DSPMPN 14/30 | 140 x 300 | 26 x 30 | 22 | 6 | 1x16Watt | 3000 | 300 | 9/9 Tight | 147 | 3.205,00 |



CENTRALE

ISLAND HOODS
ZENTRAL HAUBEN
HOTTES CENTRALES



Struttura monoblocco in acciaio inox 18/10 AISI 304 satinata scotch-brite puntata elettronicamente. Canalina antigocciolamento a tenuta ermetica per la raccolta dei grassi con rubinetti di scarico. La massima igienicità e sicurezza nelle operazioni di pulizia. Filtri antigrasso in acciaio inox 18/10 a labirinto.

Einzelblock-Struktur aus Edelstahl 18/10 AISI 304 Scotch-Brite satiniert, elektronisch geschweißt. Tropffreie, hermetische Rinne zum Sammeln der Fette mit Ablasshähnen. Maximale Hygiene und Sicherheit bei der Reinigung. Fettfreie Labyrinth-Filter aus Edelstahl 18/10.

Electronically spot-welded single-piece 18/10 AISI 304 stainless steel structure with Scotchbrite satin finish. Hermetically sealed grease drip channel with drain valves. Maximum hygiene and safety during cleaning. 18/10 stainless steel labyrinth grease filters.

Carrosserie monobloc en acier inox 18/10 AISI 304 finition scotch-brite satiné, soudage électronique parrésistance. Rigole antigoutte hermétiquement fermée pour la récupération des graisses munie de robinets d'évacuation des graisses. Le maximum d'hygiène et de sécurité pour les opérations de nettoyage. Filtres à graisse labyrinthe en acier inoxydable 18/10.

CENTRALE DSC - DSCM

CAPPE SERIE "CENTRALE" CON O SENZA MOTORE

Island hoods, with and without motor;

Abzugshauben der serie "Centrale" mit und ohne Motor;

Hottes de la série "Centrale" avec et sans moteur.



CENTRALE DSCPA - DSCMPA

CAPPE SERIE "CENTRALE" CON O SENZA MOTORE, COMPLETE DI PLAFONIERA E FARETTI

Island hoods, with and without motor; complete whit ceiling light and spotlights;

Abzugshauben der serie "Centrale" mit und ohne Motor; komplett mit Deckenlampe und spots;

Hottes de la série "Centrale" avec et sans moteur; munies d'éclairange au plafond et de spots.



CENTRALE DSCP - DSCMPN

CAPPE SERIE "CENTRALE" CON O SENZA MOTORE, COMPLETE DI PLAFONIERA E NEON

Island hoods, with and without motor, complete with ceiling light and neon;

Abzugshauben der serie "Centrale" mit und ohne Motor, komplett mit Deckenlampe und Neonlampe;

Hottes de la série "Centrale" avec et sans moteur, munies d'éclairage au plafond et de néon.



CENTRALE DSPM - DSCMPA - DSCMPN versione con motore

CAPPE SERIE "CENTRALE" CON O SENZA MOTORE, COMPLETE DI PLAFONIERA E VENTILATORE
A DOPPIA ASPIRAZIONE A ROTORE ESTERNO, VOLT 230/1/50 HZ

Island hoods complete whit ceiling light and double suction fan with external rotor, Volt 230/1/50Hz;

Abzugshauben der serie "Centrale" mit Deckenlampe und Ventilator mit doppeltem Absaugen und Außenmotor,
Volt 230/1/50Hz;

Hottes de la série "Centrale" munies d'éclairage au plafond et d'un ventilateur à double aspiration avec rotor
externe,
Volt 230/1/50Hz.



CAPPE
HOODS / HAUBE / HOTTES

CENTRALE DSC

130



| MODELLO MODEL | DIMENSIONI DIMENSIONS | FORO HOLE | E | FILTRI FILTERS | LUCI LIGHTS | PORTATA FLOW RATE | PESO WEIGHT | PREZZO PRICE |
|------------------|--------------------------|--------------|----|-------------------|----------------|----------------------|----------------|-----------------|
| | P x L cm | A x B cm | cm | n° | n° | (Q) m³/h | kg | Euro |
| DSC 13/12 | 130 x 120 | 30 x 30 | 65 | 4 | - | 2000 | 69 | 1.128,00 |
| DSC 13/14 | 130 x 140 | 30 x 30 | 65 | 4 | - | 2300 | 76 | 1.214,00 |
| DSC 13/16 | 130 x 160 | 30 x 30 | 65 | 6 | - | 2600 | 82 | 1.300,00 |
| DSC 13/18 | 130 x 180 | 30 x 30 | 65 | 6 | - | 3000 | 92 | 1.401,00 |
| DSC 13/20 | 130 x 200 | 35 x 35 | 65 | 6 | - | 3300 | 99 | 1.502,00 |
| DSC 13/22 | 130 x 220 | 35 x 35 | 65 | 8 | - | 3600 | 106 | 1.631,00 |
| DSC 13/24 | 130 x 240 | 35 x 35 | 65 | 8 | - | 4000 | 113 | 1.759,00 |
| DSC 13/26 | 130 x 260 | 35 x 35 | 65 | 10 | - | 4300 | 120 | 1.833,00 |
| DSC 13/28 | 130 x 280 | 40 x 40 | 65 | 10 | - | 4600 | 127 | 1.907,00 |
| DSC 13/30 | 130 x 300 | 40 x 40 | 65 | 10 | - | 4900 | 143 | 2.001,00 |
| DSC 13/32 | 130 x 320 | Plenum | - | 12 | - | 5200 | 146 | 2.184,00 |
| DSC 13/34 | 130 x 340 | Plenum | - | 12 | - | 5600 | 158 | 2.281,00 |
| DSC 13/36 | 130 x 360 | Plenum | - | 12 | - | 6000 | 168 | 2.378,00 |
| DSC 13/38 | 130 x 380 | Plenum | - | 12 | - | 6300 | 175 | 2.475,00 |
| DSC 13/40 | 130 x 400 | Plenum | - | 12 | - | 6600 | 185 | 2.577,00 |

CENTRALE DSCPA

130



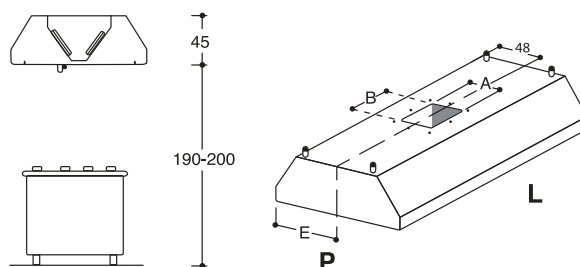
| | | | | | | | | |
|-------------|-----------|---------|----|----|----|------|-----|----------|
| DSCPA 13/12 | 130 x 120 | 30 x 30 | 65 | 4 | 6 | 2000 | 71 | 1.428,00 |
| DSCPA 13/14 | 130 x 140 | 30 x 30 | 65 | 4 | 6 | 2300 | 78 | 1.514,00 |
| DSCPA 13/16 | 130 x 160 | 30 x 30 | 65 | 6 | 8 | 2600 | 84 | 1.900,00 |
| DSCPA 13/18 | 130 x 180 | 30 x 30 | 65 | 6 | 8 | 3000 | 94 | 2.103,00 |
| DSCPA 13/20 | 130 x 200 | 35 x 35 | 65 | 6 | 10 | 3300 | 101 | 2.152,00 |
| DSCPA 13/22 | 130 x 220 | 35 x 35 | 65 | 8 | 10 | 3600 | 108 | 2.532,00 |
| DSCPA 13/24 | 130 x 240 | 35 x 35 | 65 | 8 | 12 | 4000 | 115 | 2.660,00 |
| DSCPA 13/26 | 130 x 260 | 35 x 35 | 65 | 10 | 12 | 4300 | 122 | 2.734,00 |
| DSCPA 13/28 | 130 x 280 | 40 x 40 | 65 | 10 | 12 | 4600 | 129 | 2.808,00 |
| DSCPA 13/30 | 130 x 300 | 40 x 40 | 65 | 10 | 12 | 4900 | 145 | 2.902,00 |
| DSCPA 13/32 | 130 x 320 | Plenum | - | 12 | 16 | 5200 | 148 | 3.016,00 |
| DSCPA 13/34 | 130 x 340 | Plenum | - | 12 | 16 | 5600 | 160 | 3.482,00 |
| DSCPA 13/36 | 130 x 360 | Plenum | - | 12 | 16 | 6000 | 170 | 3.573,00 |
| DSCPA 13/38 | 130 x 380 | Plenum | - | 12 | 20 | 6300 | 177 | 3.677,00 |
| DSCPA 13/40 | 130 x 400 | Plenum | - | 12 | 20 | 6600 | 186 | 3.778,00 |

CENTRALE DSCPN

130



| | | | | | | | | |
|-------------|-----------|---------|----|----|-------------|------|-----|----------|
| DSCPN 13/12 | 130 x 120 | 30 x 30 | 65 | 4 | 2 x 8 Watt | 2000 | 71 | 1.428,00 |
| DSCPN 13/14 | 130 x 140 | 30 x 30 | 65 | 4 | 2 x 8 Watt | 2300 | 78 | 1.514,00 |
| DSCPN 13/16 | 130 x 160 | 30 x 30 | 65 | 6 | 2 x 8 Watt | 2600 | 84 | 1.900,00 |
| DSCPN 13/18 | 130 x 180 | 30 x 30 | 65 | 6 | 2 x 8 Watt | 3000 | 94 | 2.103,00 |
| DSCPN 13/20 | 130 x 200 | 35 x 35 | 65 | 6 | 2 x 8 Watt | 3300 | 101 | 2.152,00 |
| DSCPN 13/22 | 130 x 220 | 35 x 35 | 65 | 8 | 2 x 8 Watt | 3600 | 108 | 2.532,00 |
| DSCPN 13/24 | 130 x 240 | 35 x 35 | 65 | 8 | 2 x 16 Watt | 4000 | 115 | 2.660,00 |
| DSCPN 13/26 | 130 x 260 | 35 x 35 | 65 | 10 | 2 x 16 Watt | 4300 | 122 | 2.734,00 |
| DSCPN 13/28 | 130 x 280 | 40 x 40 | 65 | 10 | 2 x 16 Watt | 4600 | 129 | 2.808,00 |
| DSCPN 13/30 | 130 x 300 | 40 x 40 | 65 | 10 | 2 x 16 Watt | 4900 | 145 | 2.902,00 |
| DSCPN 13/32 | 130 x 320 | Plenum | - | 12 | 4 x 16 Watt | 5200 | 148 | 3.016,00 |
| DSCPN 13/34 | 130 x 340 | Plenum | - | 12 | 4 x 16 Watt | 5600 | 160 | 3.482,00 |
| DSCPN 13/36 | 130 x 360 | Plenum | - | 12 | 4 x 16 Watt | 6000 | 170 | 3.573,00 |
| DSCPN 13/38 | 130 x 380 | Plenum | - | 12 | 4 x 16 Watt | 6300 | 177 | 3.677,00 |
| DSCPN 13/40 | 130 x 400 | Plenum | - | 12 | 4 x 16 Watt | 6600 | 186 | 3.778,00 |



CAPPE
HOODS / HAUBE / HOTTES

CENTRALE DSCM 130

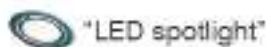


| MODELLO MODEL | DIMENSIONI DIMENSIONS | FORO HOLE | E | FILTRI FILTERS | LUCI LIGHTS | PORTATA FLOW RATE | WATT | SDR | PESO WEIGHT | PREZZO PRICE |
|------------------|--------------------------|--------------|----|-------------------|----------------|----------------------|------|-----------|----------------|-----------------|
| | P x L cm | A x B cm | cm | n° | n° | (Q) m³/h | | | kg | Euro |
| DSCM 13/12 | 130 x 120 | 21 x 23 | 61 | 4 | - | 2000 | 145 | 7-7 | 86 | 1.613,00 |
| DSCM 13/14 | 130 x 140 | 21 x 23 | 61 | 4 | - | 2300 | 145 | 7-7 | 93 | 1.699,00 |
| DSCM 13/16 | 130 x 160 | 21 x 23 | 61 | 6 | - | 2600 | 145 | 7-7 | 99 | 1.785,00 |
| DSCM 13/18 | 130 x 180 | 21 x 23 | 61 | 6 | - | 3000 | 145 | 7-7 | 109 | 2.007,00 |
| DSCM 13/20 | 130 x 200 | 26 x 30 | 61 | 6 | - | 3000 | 300 | 9/9 Tight | 116 | 2.109,00 |
| DSCM 13/22 | 130 x 220 | 26 x 30 | 61 | 8 | - | 3000 | 300 | 9/9 Tight | 123 | 2.237,00 |
| DSCM 13/24 | 130 x 240 | 26 x 30 | 61 | 8 | - | 3000 | 300 | 9/9 Tight | 130 | 2.365,00 |
| DSCM 13/26 | 130 x 260 | 26 x 30 | 61 | 10 | - | 3000 | 300 | 9/9 Tight | 137 | 2.439,00 |
| DSCM 13/28 | 130 x 280 | 26 x 30 | 61 | 10 | - | 3000 | 300 | 9/9 Tight | 144 | 2.513,00 |
| DSCM 13/30 | 130 x 300 | 26 x 30 | 61 | 10 | - | 3000 | 300 | 9/9 Tight | 160 | 2.607,00 |

CENTRALE DSCMPA 130



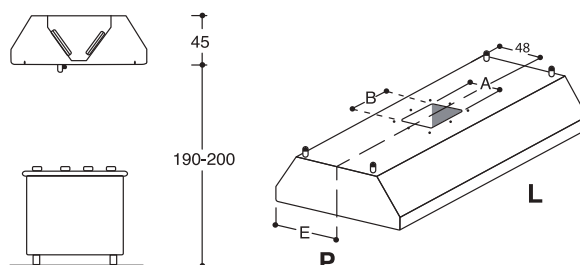
| MODELLO MODEL | DIMENSIONI DIMENSIONS | FORO HOLE | E | FILTRI FILTERS | LUCI LIGHTS | PORTATA FLOW RATE | WATT | SDR | PESO WEIGHT | PREZZO PRICE |
|------------------|--------------------------|--------------|----|-------------------|----------------|----------------------|------|-----------|----------------|-----------------|
| | P x L cm | A x B cm | cm | n° | n° | (Q) m³/h | | | kg | Euro |
| DSCMPA 13/12 | 130 x 120 | 21 x 23 | 61 | 4 | 6 | 2000 | 145 | 7-7 | 88 | 1.913,00 |
| DSCMPA 13/14 | 130 x 140 | 21 x 23 | 61 | 4 | 6 | 2300 | 145 | 7-7 | 95 | 1.999,00 |
| DSCMPA 13/16 | 130 x 160 | 21 x 23 | 61 | 6 | 8 | 2600 | 145 | 7-7 | 101 | 2.385,00 |
| DSCMPA 13/18 | 130 x 180 | 21 x 23 | 61 | 6 | 8 | 3000 | 145 | 7-7 | 111 | 2.607,00 |
| DSCMPA 13/20 | 130 x 200 | 26 x 30 | 61 | 6 | 10 | 3000 | 300 | 9/9 Tight | 118 | 2.710,00 |
| DSCMPA 13/22 | 130 x 220 | 26 x 30 | 61 | 8 | 10 | 3000 | 300 | 9/9 Tight | 125 | 3.138,00 |
| DSCMPA 13/24 | 130 x 240 | 26 x 30 | 61 | 8 | 12 | 3000 | 300 | 9/9 Tight | 132 | 3.266,00 |
| DSCMPA 13/26 | 130 x 260 | 26 x 30 | 61 | 10 | 12 | 3000 | 300 | 9/9 Tight | 139 | 3.340,00 |
| DSCMPA 13/28 | 130 x 280 | 26 x 30 | 61 | 10 | 12 | 3000 | 300 | 9/9 Tight | 146 | 3.414,00 |
| DSCMPA 13/30 | 130 x 300 | 26 x 30 | 61 | 10 | 12 | 3000 | 300 | 9/9 Tight | 162 | 3.508,00 |



CENTRALE DSCMPN 130



| MODELLO MODEL | DIMENSIONI DIMENSIONS | FORO HOLE | E | FILTRI FILTERS | LUCI LIGHTS | PORTATA FLOW RATE | WATT | SDR | PESO WEIGHT | PREZZO PRICE |
|------------------|--------------------------|--------------|----|-------------------|----------------|----------------------|------|-----------|----------------|-----------------|
| | P x L cm | A x B cm | cm | n° | n° | (Q) m³/h | | | kg | Euro |
| DSCMPN 13/12 | 130 x 120 | 21 x 23 | 61 | 4 | 2x8Watt | 2000 | 145 | 7-7 | 88 | 1.913,00 |
| DSCMPN 13/14 | 130 x 140 | 21 x 23 | 61 | 4 | 2x8Watt | 2300 | 145 | 7-7 | 95 | 1.999,00 |
| DSCMPN 13/16 | 130 x 160 | 21 x 23 | 61 | 6 | 2x8Watt | 2600 | 145 | 7-7 | 101 | 2.385,00 |
| DSCMPN 13/18 | 130 x 180 | 21 x 23 | 61 | 6 | 2x8Watt | 3000 | 145 | 7-7 | 111 | 2.607,00 |
| DSCMPN 13/20 | 130 x 200 | 26 x 30 | 61 | 6 | 2x8Watt | 3000 | 300 | 9/9 Tight | 118 | 2.710,00 |
| DSCMPN 13/22 | 130 x 220 | 26 x 30 | 61 | 8 | 2x8Watt | 3000 | 300 | 9/9 Tight | 125 | 3.138,00 |
| DSCMPN 13/24 | 130 x 240 | 26 x 30 | 61 | 8 | 2x16Watt | 3000 | 300 | 9/9 Tight | 132 | 3.266,00 |
| DSCMPN 13/26 | 130 x 260 | 26 x 30 | 61 | 10 | 2x16Watt | 3000 | 300 | 9/9 Tight | 139 | 3.340,00 |
| DSCMPN 13/28 | 130 x 280 | 26 x 30 | 61 | 10 | 2x16Watt | 3000 | 300 | 9/9 Tight | 146 | 3.414,00 |
| DSCMPN 13/30 | 130 x 300 | 26 x 30 | 61 | 10 | 1x16Watt | 3000 | 300 | 9/9 Tight | 162 | 3.508,00 |



CAPPE
HOODS / HAUBE / HOTTES

CENTRALE DSC

150



| MODELLO MODEL | DIMENSIONI DIMENSIONS | FORO HOLE | E | FILTRI FILTERS | LUCI LIGHTS | PORTATA FLOW RATE | PESO WEIGHT | PREZZO PRICE |
|------------------|--------------------------|--------------|----|-------------------|----------------|----------------------|----------------|-----------------|
| | P x L cm | A x B cm | cm | n° | n° | (Q) m³/h | kg | Euro |
| DSC 15/16 | 150 x 160 | 30 x 30 | 75 | 6 | - | 3000 | 86 | 1.433,00 |
| DSC 15/18 | 150 x 180 | 30 x 30 | 75 | 6 | - | 3400 | 98 | 1.545,00 |
| DSC 15/20 | 150 x 200 | 30 x 30 | 75 | 6 | - | 3800 | 105 | 1.658,00 |
| DSC 15/22 | 150 x 220 | 30 x 30 | 75 | 8 | - | 4100 | 111 | 1.738,00 |
| DSC 15/24 | 150 x 240 | 35 x 35 | 75 | 8 | - | 4500 | 117 | 1.818,00 |
| DSC 15/26 | 150 x 260 | 40 x 40 | 75 | 10 | - | 5000 | 124 | 1.938,00 |
| DSC 15/28 | 150 x 280 | 40 x 40 | 75 | 10 | - | 5300 | 131 | 2.060,00 |
| DSC 15/30 | 150 x 300 | 40 x 40 | 75 | 10 | - | 5700 | 147 | 2.174,00 |
| DSC 15/32 | 150 x 320 | Plenium | - | 12 | - | 6000 | 150 | 2.237,00 |
| DSC 15/34 | 150 x 340 | Plenium | - | 12 | - | 6400 | 162 | 2.413,00 |
| DSC 15/36 | 150 x 360 | Plenium | - | 12 | - | 6800 | 172 | 2.588,00 |
| DSC 15/38 | 150 x 380 | Plenium | - | 12 | - | 7200 | 179 | 2.846,00 |
| DSC 15/40 | 150 x 400 | Plenium | - | 12 | - | 7600 | 189 | 3.104,00 |

CENTRALE DSCPA

150



| DSCPA 15/16 | 150 x 160 | 30 x 30 | 75 | 6 | 8 | 3000 | 88 | 2.033,00 |
|-------------|-----------|---------|----|----|----|------|-----|----------|
| DSCPA 15/18 | 150 x 180 | 30 x 30 | 75 | 6 | 8 | 3400 | 100 | 2.145,00 |
| DSCPA 15/20 | 150 x 200 | 30 x 30 | 75 | 6 | 10 | 3800 | 107 | 2.259,00 |
| DSCPA 15/22 | 150 x 220 | 30 x 30 | 75 | 8 | 10 | 4100 | 113 | 2.639,00 |
| DSCPA 15/24 | 150 x 240 | 35 x 35 | 75 | 8 | 12 | 4500 | 119 | 2.719,00 |
| DSCPA 15/26 | 150 x 260 | 40 x 40 | 75 | 10 | 12 | 5000 | 126 | 2.838,00 |
| DSCPA 15/28 | 150 x 280 | 40 x 40 | 75 | 10 | 12 | 5300 | 133 | 2.961,00 |
| DSCPA 15/30 | 150 x 300 | 40 x 40 | 75 | 10 | 12 | 5700 | 149 | 3.075,00 |
| DSCPA 15/32 | 150 x 320 | Plenium | - | 12 | 16 | 6000 | 152 | 3.438,00 |
| DSCPA 15/34 | 150 x 340 | Plenium | - | 12 | 16 | 6400 | 164 | 3.614,00 |
| DSCPA 15/36 | 150 x 360 | Plenium | - | 12 | 16 | 6800 | 174 | 3.789,00 |
| DSCPA 15/38 | 150 x 380 | Plenium | - | 12 | 20 | 7200 | 181 | 4.047,00 |
| DSCPA 15/40 | 150 x 400 | Plenium | - | 12 | 20 | 7600 | 191 | 4.305,00 |

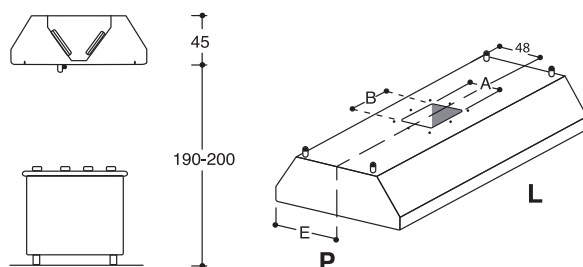


CENTRALE DSCPN

150



| DSCPN 15/16 | 150 x 160 | 30 x 30 | 75 | 6 | 2 x 8 Watt | 3000 | 88 | 2.033,00 |
|-------------|-----------|---------|----|----|-------------|------|-----|----------|
| DSCPN 15/18 | 150 x 180 | 30 x 30 | 75 | 6 | 2 x 8 Watt | 3400 | 100 | 2.145,00 |
| DSCPN 15/20 | 150 x 200 | 30 x 30 | 75 | 6 | 2 x 8 Watt | 3800 | 107 | 2.259,00 |
| DSCPN 15/22 | 150 x 220 | 30 x 30 | 75 | 8 | 2 x 8 Watt | 4100 | 113 | 2.639,00 |
| DSCPN 15/24 | 150 x 240 | 35 x 35 | 75 | 8 | 2 x 16 Watt | 4500 | 119 | 2.719,00 |
| DSCPN 15/26 | 150 x 260 | 40 x 40 | 75 | 10 | 2 x 16 Watt | 5000 | 126 | 2.838,00 |
| DSCPN 15/28 | 150 x 280 | 40 x 40 | 75 | 10 | 2 x 16 Watt | 5300 | 133 | 2.961,00 |
| DSCPN 15/30 | 150 x 300 | 40 x 40 | 75 | 10 | 2 x 16 Watt | 5700 | 149 | 3.075,00 |
| DSCPN 15/32 | 150 x 320 | Plenium | - | 12 | 4 x 16 Watt | 6000 | 152 | 3.438,00 |
| DSCPN 15/34 | 150 x 340 | Plenium | - | 12 | 4 x 16 Watt | 6400 | 164 | 3.614,00 |
| DSCPN 15/36 | 150 x 360 | Plenium | - | 12 | 4 x 16 Watt | 6800 | 174 | 3.789,00 |
| DSCPN 15/38 | 150 x 380 | Plenium | - | 12 | 4 x 16 Watt | 7200 | 181 | 4.047,00 |
| DSCPN 15/40 | 150 x 400 | Plenium | - | 12 | 4 x 16 Watt | 7600 | 191 | 4.305,00 |



CAPPE
HOODS / HAUBE / HOTTES

CENTRALE DSCM 150

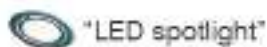


| MODELLO MODEL | DIMENSIONI DIMENSIONS | FORO HOLE | E | FILTRI FILTERS | LUCI LIGHTS | PORTATA FLOW RATE | WATT | SDR | PESO WEIGHT | PREZZO PRICE |
|------------------|--------------------------|--------------|----|-------------------|----------------|----------------------|------|-----------|----------------|-----------------|
| | P x L cm | A x B cm | cm | n° | n° | (Q) m³/h | | | kg | Euro |
| DSCM 15/16 | 150 x 160 | 21 x 23 | 71 | 6 | - | 3000 | 145 | 7-7 | 101 | 2.040,00 |
| DSCM 15/18 | 150 x 180 | 21 x 23 | 71 | 6 | - | 3000 | 145 | 7-7 | 113 | 2.152,00 |
| DSCM 15/20 | 150 x 200 | 26 x 30 | 71 | 6 | - | 3000 | 300 | 9/9 Tight | 120 | 2.264,00 |
| DSCM 15/22 | 150 x 220 | 26 x 30 | 71 | 8 | - | 3000 | 300 | 9/9 Tight | 126 | 2.345,00 |
| DSCM 15/24 | 150 x 240 | 26 x 30 | 71 | 8 | - | 3000 | 300 | 9/9 Tight | 132 | 2.424,00 |
| DSCM 15/26 | 150 x 260 | 26 x 30 | 71 | 10 | - | 3000 | 300 | 9/9 Tight | 139 | 2.545,00 |
| DSCM 15/28 | 150 x 280 | 26 x 30 | 71 | 10 | - | 3000 | 300 | 9/9 Tight | 146 | 2.666,00 |
| DSCM 15/30 | 150 x 300 | 26 x 30 | 71 | 10 | - | 3000 | 300 | 9/9 Tight | 162 | 2.780,00 |

CENTRALE DSCMPA 150



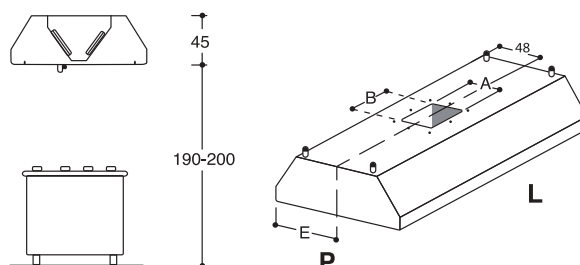

| MODELLO MODEL | DIMENSIONI DIMENSIONS | FORO HOLE | E | FILTRI FILTERS | LUCI LIGHTS | PORTATA FLOW RATE | WATT | SDR | PESO WEIGHT | PREZZO PRICE |
|------------------|--------------------------|--------------|----|-------------------|----------------|----------------------|------|-----------|----------------|-----------------|
| | P x L cm | A x B cm | cm | n° | n° | (Q) m³/h | | | kg | Euro |
| DSCMPA 15/16 | 150 x 160 | 21 x 23 | 71 | 6 | 8 | 3000 | 145 | 7-7 | 116 | 2.640,00 |
| DSCMPA 15/18 | 150 x 180 | 21 x 23 | 71 | 6 | 8 | 3000 | 145 | 7-7 | 128 | 2.753,00 |
| DSCMPA 15/20 | 150 x 200 | 26 x 30 | 71 | 6 | 10 | 3000 | 300 | 9/9 Tight | 135 | 2.865,00 |
| DSCMPA 15/22 | 150 x 220 | 26 x 30 | 71 | 8 | 10 | 3000 | 300 | 9/9 Tight | 141 | 3.245,00 |
| DSCMPA 15/24 | 150 x 240 | 26 x 30 | 71 | 8 | 12 | 3000 | 300 | 9/9 Tight | 147 | 3.325,00 |
| DSCMPA 15/26 | 150 x 260 | 26 x 30 | 71 | 10 | 12 | 3000 | 300 | 9/9 Tight | 154 | 3.446,00 |
| DSCMPA 15/28 | 150 x 280 | 26 x 30 | 71 | 10 | 12 | 3000 | 300 | 9/9 Tight | 161 | 3.567,00 |
| DSCMPA 15/30 | 150 x 300 | 26 x 30 | 71 | 10 | 12 | 3000 | 300 | 9/9 Tight | 177 | 3.681,00 |



CENTRALE DSCMPN 150



| MODELLO MODEL | DIMENSIONI DIMENSIONS | FORO HOLE | E | FILTRI FILTERS | LUCI LIGHTS | PORTATA FLOW RATE | WATT | SDR | PESO WEIGHT | PREZZO PRICE |
|------------------|--------------------------|--------------|----|-------------------|----------------|----------------------|------|-----------|----------------|-----------------|
| | P x L cm | A x B cm | cm | n° | n° | (Q) m³/h | | | kg | Euro |
| DSCMPN 15/16 | 150 x 160 | 21 x 23 | 71 | 6 | 2x8Watt | 3000 | 145 | 7-7 | 116 | 2.640,00 |
| DSCMPN 15/18 | 150 x 180 | 21 x 23 | 71 | 6 | 2x8Watt | 3000 | 145 | 7-7 | 128 | 2.753,00 |
| DSCMPN 15/20 | 150 x 200 | 26 x 30 | 71 | 6 | 2x8Watt | 3000 | 300 | 9/9 Tight | 135 | 2.865,00 |
| DSCMPN 15/22 | 150 x 220 | 26 x 30 | 71 | 8 | 2x8Watt | 3000 | 300 | 9/9 Tight | 141 | 3.245,00 |
| DSCMPN 15/24 | 150 x 240 | 26 x 30 | 71 | 8 | 2x16Watt | 3000 | 300 | 9/9 Tight | 147 | 3.325,00 |
| DSCMPN 15/26 | 150 x 260 | 26 x 30 | 71 | 10 | 2x16Watt | 3000 | 300 | 9/9 Tight | 154 | 3.446,00 |
| DSCMPN 15/28 | 150 x 280 | 26 x 30 | 71 | 10 | 2x16Watt | 3000 | 300 | 9/9 Tight | 161 | 3.567,00 |
| DSCMPN 15/30 | 150 x 300 | 26 x 30 | 71 | 10 | 1x16Watt | 3000 | 300 | 9/9 Tight | 177 | 3.681,00 |



CAPPE
HOODS / HAUBE / HOTTES

CENTRALE DSC

180



| MODELLO MODEL | DIMENSIONI DIMENSIONS | FORO HOLE | E | FILTRI FILTERS | LUCI LIGHTS | PORTATA FLOW RATE | PESO WEIGHT | PREZZO PRICE |
|------------------|--------------------------|--------------|----|-------------------|----------------|----------------------|----------------|-----------------|
| | P x L cm | A x B cm | cm | n° | n° | (Q) m³/h | kg | Euro |
| DSC 18/16 | 180 x 160 | 30 x 30 | 90 | 6 | - | 3600 | 88 | 1.644,00 |
| DSC 18/18 | 180 x 180 | 30 x 30 | 90 | 6 | - | 4000 | 98 | 1.765,00 |
| DSC 18/20 | 180 x 200 | 30 x 30 | 90 | 6 | - | 4500 | 105 | 1.886,00 |
| DSC 18/22 | 180 x 220 | 30 x 30 | 90 | 8 | - | 5000 | 112 | 2.001,00 |
| DSC 18/24 | 180 x 240 | 35 x 35 | 90 | 8 | - | 5400 | 119 | 2.118,00 |
| DSC 18/26 | 180 x 260 | 40 x 40 | 90 | 10 | - | 5900 | 126 | 2.250,00 |
| DSC 18/28 | 180 x 280 | 40 x 40 | 90 | 10 | - | 6300 | 133 | 2.383,00 |
| DSC 18/30 | 180 x 300 | 40 x 40 | 90 | 10 | - | 6800 | 149 | 2.516,00 |
| DSC 18/32 | 180 x 320 | Plenium | - | 12 | - | 7200 | 152 | 2.639,00 |
| DSC 18/34 | 180 x 340 | Plenium | - | 12 | - | 7700 | 164 | 2.799,00 |
| DSC 18/36 | 180 x 360 | Plenium | - | 12 | - | 8100 | 174 | 2.957,00 |
| DSC 18/38 | 180 x 380 | Plenium | - | 12 | - | 8600 | 181 | 3.276,00 |
| DSC 18/40 | 180 x 400 | Plenium | - | 12 | - | 9000 | 191 | 3.596,00 |

CENTRALE DSCPA

180



| DSCPA 18/16 | 180 x 160 | 30 x 30 | 90 | 6 | 8 | 3600 | 90 | 2.244,00 |
|-------------|-----------|---------|----|----|----|------|-----|----------|
| DSCPA 18/18 | 180 x 180 | 30 x 30 | 90 | 6 | 8 | 4000 | 100 | 2.365,00 |
| DSCPA 18/20 | 180 x 200 | 30 x 30 | 90 | 6 | 10 | 4500 | 107 | 2.486,00 |
| DSCPA 18/22 | 180 x 220 | 30 x 30 | 90 | 8 | 10 | 5000 | 114 | 2.902,00 |
| DSCPA 18/24 | 180 x 240 | 35 x 35 | 90 | 8 | 12 | 5400 | 121 | 3.019,00 |
| DSCPA 18/26 | 180 x 260 | 40 x 40 | 90 | 10 | 12 | 5900 | 128 | 3.151,00 |
| DSCPA 18/28 | 180 x 280 | 40 x 40 | 90 | 10 | 12 | 6300 | 135 | 3.284,00 |
| DSCPA 18/30 | 180 x 300 | 40 x 40 | 90 | 10 | 12 | 6800 | 151 | 3.417,00 |
| DSCPA 18/32 | 180 x 320 | Plenium | - | 12 | 16 | 7200 | 154 | 3.736,00 |
| DSCPA 18/34 | 180 x 340 | Plenium | - | 12 | 16 | 7700 | 166 | 4.000,00 |
| DSCPA 18/36 | 180 x 360 | Plenium | - | 12 | 16 | 8100 | 176 | 4.158,00 |
| DSCPA 18/38 | 180 x 380 | Plenium | - | 12 | 20 | 8600 | 183 | 4.477,00 |
| DSCPA 18/40 | 180 x 400 | Plenium | - | 12 | 20 | 9000 | 193 | 4.798,00 |

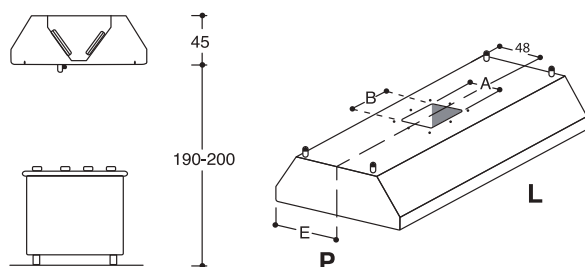



CENTRALE DSCPN

180



| DSCPN 18/16 | 180 x 160 | 30 x 30 | 90 | 6 | 2 x 8 Watt | 3600 | 90 | 2.040,00 |
|-------------|-----------|---------|----|----|-------------|------|-----|----------|
| DSCPN 18/18 | 180 x 180 | 30 x 30 | 90 | 6 | 2 x 8 Watt | 4000 | 100 | 2.150,00 |
| DSCPN 18/20 | 180 x 200 | 30 x 30 | 90 | 6 | 2 x 8 Watt | 4500 | 107 | 2.260,00 |
| DSCPN 18/22 | 180 x 220 | 30 x 30 | 90 | 8 | 2 x 8 Watt | 5000 | 114 | 2.638,00 |
| DSCPN 18/24 | 180 x 240 | 35 x 35 | 90 | 8 | 2 x 16 Watt | 5400 | 121 | 2.744,00 |
| DSCPN 18/26 | 180 x 260 | 40 x 40 | 90 | 10 | 2 x 16 Watt | 5900 | 128 | 2.864,00 |
| DSCPN 18/28 | 180 x 280 | 40 x 40 | 90 | 10 | 2 x 16 Watt | 6300 | 135 | 2.985,00 |
| DSCPN 18/30 | 180 x 300 | 40 x 40 | 90 | 10 | 2 x 16 Watt | 6800 | 151 | 3.106,00 |
| DSCPN 18/32 | 180 x 320 | Plenium | - | 12 | 4 x 16 Watt | 7200 | 154 | 3.396,00 |
| DSCPN 18/34 | 180 x 340 | Plenium | - | 12 | 4 x 16 Watt | 7700 | 166 | 3.636,00 |
| DSCPN 18/36 | 180 x 360 | Plenium | - | 12 | 4 x 16 Watt | 8100 | 176 | 3.780,00 |
| DSCPN 18/38 | 180 x 380 | Plenium | - | 12 | 4 x 16 Watt | 8600 | 183 | 4.070,00 |
| DSCPN 18/40 | 180 x 400 | Plenium | - | 12 | 4 x 16 Watt | 9000 | 193 | 4.361,00 |



CAPPE
HOODS / HAUBE / HOTTES

CENTRALE DSC

220



| MODELLO MODEL | DIMENSIONI DIMENSIONS | FORO HOLE | E | FILTRI FILTERS | LUCI LIGHTS | PORTATA FLOW RATE | PESO WEIGHT | PREZZO PRICE |
|------------------|--------------------------|--------------|-----|-------------------|----------------|----------------------|----------------|-----------------|
| | P x L cm | A x B cm | cm | n° | n° | (Q) m³/h | kg | Euro |
| DSC 22/16 | 220 x 160 | 30 x 30 | 110 | 6 | - | 4400 | 94 | 2.244,00 |
| DSC 22/18 | 220 x 180 | 30 x 30 | 110 | 6 | - | 5000 | 104 | 2.365,00 |
| DSC 22/20 | 220 x 200 | 30 x 30 | 110 | 6 | - | 5500 | 111 | 2.486,00 |
| DSC 22/22 | 220 x 220 | 30 x 30 | 110 | 8 | - | 6000 | 118 | 2.902,00 |
| DSC 22/24 | 220 x 240 | 35 x 35 | 110 | 8 | - | 6600 | 125 | 3.019,00 |
| DSC 22/26 | 220 x 260 | 40 x 40 | 110 | 10 | - | 7200 | 132 | 3.151,00 |
| DSC 22/28 | 220 x 280 | 40 x 40 | 110 | 10 | - | 7700 | 139 | 3.284,00 |
| DSC 22/30 | 220 x 300 | 40 x 40 | 110 | 10 | - | 8300 | 155 | 3.417,00 |
| DSC 22/32 | 220 x 320 | Plenium | - | 12 | - | 8800 | 158 | 3.736,00 |
| DSC 22/34 | 220 x 340 | Plenium | - | 12 | - | 9400 | 170 | 4.000,00 |
| DSC 22/36 | 220 x 360 | Plenium | - | 12 | - | 10000 | 181 | 4.158,00 |
| DSC 22/38 | 220 x 380 | Plenium | - | 12 | - | 10500 | 187 | 4.477,00 |
| DSC 22/40 | 220 x 400 | Plenium | - | 12 | - | 11000 | 198 | 4.798,00 |

CENTRALE DSCPA

220



| | | | | | | | | |
|-------------|-----------|---------|-----|----|----|-------|-----|----------|
| DSCPA 22/16 | 220 x 160 | 30 x 30 | 110 | 6 | 8 | 4400 | 96 | 2.389,00 |
| DSCPA 22/18 | 220 x 180 | 30 x 30 | 110 | 6 | 8 | 5000 | 106 | 2.485,00 |
| DSCPA 22/20 | 220 x 200 | 30 x 30 | 110 | 6 | 10 | 5500 | 113 | 2.583,00 |
| DSCPA 22/22 | 220 x 220 | 30 x 30 | 110 | 8 | 10 | 6000 | 120 | 2.979,00 |
| DSCPA 22/24 | 220 x 240 | 35 x 35 | 110 | 8 | 12 | 6600 | 127 | 3.076,00 |
| DSCPA 22/26 | 220 x 260 | 40 x 40 | 110 | 10 | 12 | 7200 | 134 | 3.198,00 |
| DSCPA 22/28 | 220 x 280 | 40 x 40 | 110 | 10 | 12 | 7700 | 141 | 3.320,00 |
| DSCPA 22/30 | 220 x 300 | 40 x 40 | 110 | 10 | 12 | 8300 | 157 | 3.430,00 |
| DSCPA 22/32 | 220 x 320 | Plenium | - | 12 | 16 | 8800 | 160 | 3.909,00 |
| DSCPA 22/34 | 220 x 340 | Plenium | - | 12 | 16 | 9400 | 172 | 4.054,00 |
| DSCPA 22/36 | 220 x 360 | Plenium | - | 12 | 16 | 10000 | 183 | 4.200,00 |
| DSCPA 22/38 | 220 x 380 | Plenium | - | 12 | 20 | 10500 | 189 | 4.584,00 |
| DSCPA 22/40 | 220 x 400 | Plenium | - | 12 | 20 | 11000 | 200 | 4.967,00 |

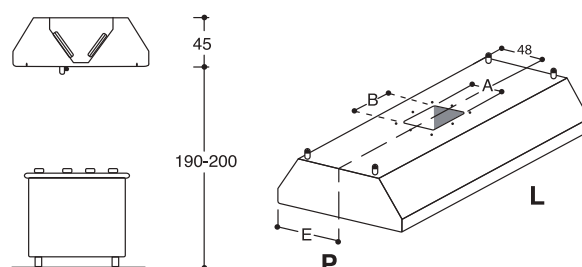


CENTRALE DSCPN

220



| | | | | | | | | |
|-------------|-----------|---------|-----|----|-------------|-------|-----|----------|
| DSCPN 22/16 | 220 x 160 | 30 x 30 | 110 | 6 | 2 x 8 Watt | 4400 | 96 | 2.389,00 |
| DSCPN 22/18 | 220 x 180 | 30 x 30 | 110 | 6 | 2 x 8 Watt | 5000 | 106 | 2.485,00 |
| DSCPN 22/20 | 220 x 200 | 30 x 30 | 110 | 6 | 2 x 8 Watt | 5500 | 113 | 2.583,00 |
| DSCPN 22/22 | 220 x 220 | 30 x 30 | 110 | 8 | 2 x 8 Watt | 6000 | 120 | 2.979,00 |
| DSCPN 22/24 | 220 x 240 | 35 x 35 | 110 | 8 | 2 x 16 Watt | 6600 | 127 | 3.076,00 |
| DSCPN 22/26 | 220 x 260 | 40 x 40 | 110 | 10 | 2 x 16 Watt | 7200 | 134 | 3.198,00 |
| DSCPN 22/28 | 220 x 280 | 40 x 40 | 110 | 10 | 2 x 16 Watt | 7700 | 141 | 3.320,00 |
| DSCPN 22/30 | 220 x 300 | 40 x 40 | 110 | 10 | 2 x 16 Watt | 8300 | 157 | 3.430,00 |
| DSCPN 22/32 | 220 x 320 | Plenium | - | 12 | 4 x 16 Watt | 8800 | 160 | 3.909,00 |
| DSCPN 22/34 | 220 x 340 | Plenium | - | 12 | 4 x 16 Watt | 9400 | 172 | 4.054,00 |
| DSCPN 22/36 | 220 x 360 | Plenium | - | 12 | 4 x 16 Watt | 10000 | 183 | 4.200,00 |
| DSCPN 22/38 | 220 x 380 | Plenium | - | 12 | 4 x 16 Watt | 10500 | 189 | 4.584,00 |
| DSCPN 22/40 | 220 x 400 | Plenium | - | 12 | 4 x 16 Watt | 11000 | 200 | 4.967,00 |



CUBICHE A PARETE

CUBIC WALL-MOUNTED HOODS
KUBISCHE WANDHAUBEN
HOTTES CUBIQUES MURALES



Struttura monoblocco in acciaio inox 18/10 AISI 304 satinata scotch-brite puntata elettronicamente. Canalina antigocciolamento a tenuta ermetica per la raccolta dei grassi con rubinetti di scarico. La massima igienicità e sicurezza nelle operazioni di pulizia. Filtri antigrasso in acciaio inox 18/10 a labirinto.

Einzelblock-Struktur aus Edelstahl 18/10 AISI 304 Scotch-Brite satiniert, elektronisch geschweißt. Tropffreie, hermetische Rinne zum Sammeln der Fette mit Ablasshähnen. Maximale Hygiene und Sicherheit bei der Reinigung. Fettfreie Labyrinth-Filter aus Edelstahl 18/10.

Electronically spot-welded single-piece 18/10 AISI 304 stainless steel structure with Scotchbrite satin finish. Hermetically sealed grease drip channel with drain valves. Maximum hygiene and safety during cleaning. 18/10 stainless steel labyrinth grease filters.

Carrosserie monobloc en acier inox 18/10 AISI 304 finition scotch-brite satiné, soudage électronique parrésistance. Rigole antigoutte hermétiquement fermée pour la récupération des graisses munie de robinets d'évacuation des graisses. Le maximum d'hygiène et de sécurité pour les opérations de nettoyage. Filtres à graisse labyrinthe en acier inoxydable 18/10.

KUBICA PARETE DSPK - DSPKM

CAPPE SERIE "KUBICA PARETE" CON E SENZA MOTORE

"Kubica" series wall-mounted hoods, with and without motor;

Abzugshauben der serie "Parete Kubica" mit und ohne Motor;

Hottes de la série "Murale Kubica" avec et sans moteur.



KUBICA PARETE DSPKPA - DSPKMPA

CAPPE SERIE "KUBICA PARETE" CON O SENZA MOTORE, COMPLETE DI PLAFONIERA E FARETTI

"Kubica" wall-mounted series hoods, with and without motor; complete whit ceiling light and spotlights;

Abzugshauben der serie "Parete Kubica" mit und ohne Motor; komplett mit Deckenlampe und spots;

Hottes de la série "Murale Kubica" avec et sans moteur; munies d'éclairange au plafond et de spots.



KUBICA PARETE DSPKPN - DSPKMPN

CAPPE SERIE "KUBICA PARETE" CON E SENZA MOTORE, COMPLETE DI PLAFONIERA E NEON

"Kubica" series wall-mounted hoods, with and without motor, complete with ceiling light and neon;
Abzugshauben der serie "Parete Kubica" mit und ohne Motor, komplett mit Deckenlampe und Neonlampe;
Hottes de la série "Murale Kubica" avec et sans moteur, munies d'éclairage au plafond et de néon.



KUBICA PARETE DSPKM - DSPKMPA - DSPKMPN versione con motore

CAPPE SERIE "KUBICA PARETE" CON O SENZA MOTORE, COMPLETE DI PLAFONIERA E VENTILATORE
A DOPPIA ASPIRAZIONE A ROTORE ESTERNO, VOLT 230/1/50 HZ

"Kubica" series wall-mounted hoods complete with ceiling light and double suction fan with external rotor,
Volt 230/1/50Hz;

Abzugshauben der serie "Parete Kubica" mit Deckenlampe und Ventilator mit doppeltem Absaugen und Außenmotor,
Volt 230/1/50Hz;

Hottes de la série "Murale Kubica" munies d'éclairage au plafond et d'un ventilateur à double aspiration avec rotor
externe, Volt 230/1/50Hz.



CAPPE
HOODS / HAUBE / HOTTES

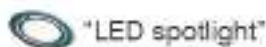
KUBICA PARETE DSPK



90

| MODELLO MODEL | DIMENSIONI DIMENSIONS | FORO HOLE | E | FILTRI FILTERS | LUCI LIGHTS | PORTATA FLOW RATE | PESO WEIGHT | PREZZO PRICE |
|------------------|--------------------------|--------------|----|-------------------|----------------|----------------------|----------------|-----------------|
| | P x L cm | A x B cm | cm | n° | n° | (Q) m³/h | kg | Euro |
| DSPK 9/12 | 90 x 120 | 30 x 30 | 29 | 2 | - | 1360 | 52 | 1.069,00 |
| DSPK 9/14 | 90 x 140 | 30 x 30 | 29 | 2 | - | 1580 | 58 | 1.161,00 |
| DSPK 9/16 | 90 x 160 | 30 x 30 | 29 | 3 | - | 1800 | 67 | 1.253,00 |
| DSPK 9/18 | 90 x 180 | 30 x 30 | 29 | 4 | - | 2000 | 74 | 1.360,00 |
| DSPK 9/20 | 90 x 200 | 35 x 35 | 29 | 4 | - | 2200 | 81 | 1.479,00 |
| DSPK 9/22 | 90 x 220 | 35 x 35 | 29 | 4 | - | 2500 | 89 | 1.576,00 |
| DSPK 9/24 | 90 x 240 | 35 x 35 | 29 | 5 | - | 2700 | 97 | 1.671,00 |
| DSPK 9/26 | 90 x 260 | 35 x 35 | 29 | 5 | - | 2900 | 104 | 1.806,00 |
| DSPK 9/28 | 90 x 280 | 40 x 40 | 29 | 6 | - | 3200 | 110 | 1.939,00 |
| DSPK 9/30 | 90 x 300 | 40 x 40 | 29 | 6 | - | 3400 | 121 | 2.033,00 |
| DSPK 9/32 | 90 x 320 | Plenium | - | 6 | - | 3600 | 130 | 2.123,00 |
| DSPK 9/34 | 90 x 340 | Plenium | - | 6 | - | 3800 | 143 | 2.264,00 |
| DSPK 9/36 | 90 x 360 | Plenium | - | 8 | - | 4000 | 150 | 2.346,00 |
| DSPK 9/38 | 90 x 380 | Plenium | - | 8 | - | 4300 | 159 | 2.426,00 |
| DSPK 9/40 | 90 x 400 | Plenium | - | 8 | - | 4600 | 170 | 2.507,00 |


KUBICA PARETE DSPKPA



90

| DSPKPA 9/12 | 90 x 120 | 30 x 30 | 29 | 2 | 3 | 1360 | 54 | 1.218,00 |
|-------------|----------|---------|----|---|----|------|-----|----------|
| DSPKPA 9/14 | 90 x 140 | 30 x 30 | 29 | 2 | 3 | 1580 | 60 | 1.311,00 |
| DSPKPA 9/16 | 90 x 160 | 30 x 30 | 29 | 3 | 4 | 1800 | 69 | 1.554,00 |
| DSPKPA 9/18 | 90 x 180 | 30 x 30 | 29 | 4 | 4 | 2000 | 76 | 1.660,00 |
| DSPKPA 9/20 | 90 x 200 | 35 x 35 | 29 | 4 | 5 | 2200 | 83 | 1.779,00 |
| DSPKPA 9/22 | 90 x 220 | 35 x 35 | 29 | 4 | 5 | 2500 | 91 | 2.026,00 |
| DSPKPA 9/24 | 90 x 240 | 35 x 35 | 29 | 5 | 6 | 2700 | 99 | 2.121,00 |
| DSPKPA 9/26 | 90 x 260 | 35 x 35 | 29 | 5 | 6 | 2900 | 106 | 2.255,00 |
| DSPKPA 9/28 | 90 x 280 | 40 x 40 | 29 | 6 | 6 | 3200 | 112 | 2.390,00 |
| DSPKPA 9/30 | 90 x 300 | 40 x 40 | 29 | 6 | 6 | 3400 | 123 | 2.484,00 |
| DSPKPA 9/32 | 90 x 320 | Plenium | - | 6 | 8 | 3600 | 132 | 2.574,00 |
| DSPKPA 9/34 | 90 x 340 | Plenium | - | 6 | 8 | 3800 | 145 | 2.865,00 |
| DSPKPA 9/36 | 90 x 360 | Plenium | - | 8 | 8 | 4000 | 152 | 2.946,00 |
| DSPKPA 9/38 | 90 x 380 | Plenium | - | 8 | 10 | 4300 | 161 | 3.027,00 |
| DSPKPA 9/40 | 90 x 400 | Plenium | - | 8 | 10 | 4600 | 172 | 3.108,00 |

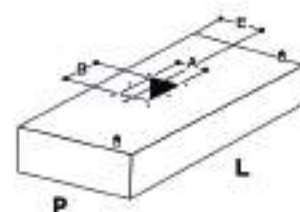

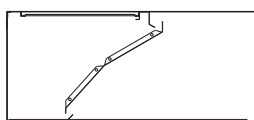
KUBICA PARETE DSPKPN



90

| DSPKPN 9/12 | 90 x 120 | 30 x 30 | 29 | 2 | 1 x 8 Watt | 1360 | 54 | 1.218,00 |
|-------------|----------|---------|----|---|-------------|------|-----|----------|
| DSPKPN 9/14 | 90 x 140 | 30 x 30 | 29 | 2 | 1 x 8 Watt | 1580 | 60 | 1.311,00 |
| DSPKPN 9/16 | 90 x 160 | 30 x 30 | 29 | 3 | 1 x 8 Watt | 1800 | 69 | 1.554,00 |
| DSPKPN 9/18 | 90 x 180 | 30 x 30 | 29 | 4 | 1 x 8 Watt | 2000 | 76 | 1.660,00 |
| DSPKPN 9/20 | 90 x 200 | 35 x 35 | 29 | 4 | 1 x 8 Watt | 2200 | 83 | 1.779,00 |
| DSPKPN 9/22 | 90 x 220 | 35 x 35 | 29 | 4 | 1 x 8 Watt | 2500 | 91 | 2.026,00 |
| DSPKPN 9/24 | 90 x 240 | 35 x 35 | 29 | 5 | 1 x 16 Watt | 2700 | 99 | 2.121,00 |
| DSPKPN 9/26 | 90 x 260 | 35 x 35 | 29 | 5 | 1 x 16 Watt | 2900 | 106 | 2.255,00 |
| DSPKPN 9/28 | 90 x 280 | 40 x 40 | 29 | 6 | 1 x 16 Watt | 3200 | 112 | 2.390,00 |
| DSPKPN 9/30 | 90 x 300 | 40 x 40 | 29 | 6 | 1 x 16 Watt | 3400 | 123 | 2.484,00 |
| DSPKPN 9/32 | 90 x 320 | Plenium | - | 6 | 2 x 16 Watt | 3600 | 132 | 2.574,00 |
| DSPKPN 9/34 | 90 x 340 | Plenium | - | 6 | 2 x 16 Watt | 3800 | 145 | 2.865,00 |
| DSPKPN 9/36 | 90 x 360 | Plenium | - | 8 | 2 x 16 Watt | 4000 | 152 | 2.946,00 |
| DSPKPN 9/38 | 90 x 380 | Plenium | - | 8 | 2 x 16 Watt | 4300 | 161 | 3.027,00 |
| DSPKPN 9/40 | 90 x 400 | Plenium | - | 8 | 2 x 16 Watt | 4600 | 172 | 3.108,00 |

CAPPA A LAMA D'ARIA cod. DSPKLD*



* su richiesta
* on request
* auf anfrage
* sur demand

CAPPE
HOODS / HAUBE / HOTTES

KUBICA PARETE DSPKM 90



| MODELLO MODEL | DIMENSIONI DIMENSIONS | FORO HOLE | E | FILTRI FILTERS | LUCI LIGHTS | PORTATA FLOW RATE | WATT | SDR | PESO WEIGHT | PREZZO PRICE |
|------------------|--------------------------|--------------|----|-------------------|----------------|----------------------|------|-----------|----------------|-----------------|
| | P x L cm | A x B cm | cm | n° | n° | (Q) m³/h | | | kg | Euro |
| DSPKM 9/12 | 90 x 120 | 21 x 23 | 23 | 2 | - | 1360 | 145 | 7-7 | 65 | 1.554,00 |
| DSPKM 9/14 | 90 x 140 | 21 x 23 | 23 | 2 | - | 1580 | 145 | 7-7 | 71 | 1.646,00 |
| DSPKM 9/16 | 90 x 160 | 21 x 23 | 23 | 3 | - | 1800 | 145 | 7-7 | 80 | 1.738,00 |
| DSPKM 9/18 | 90 x 180 | 21 x 23 | 23 | 4 | - | 2000 | 145 | 7-7 | 87 | 1.845,00 |
| DSPKM 9/20 | 90 x 200 | 21 x 23 | 23 | 4 | - | 2200 | 145 | 7-7 | 96 | 2.086,00 |
| DSPKM 9/22 | 90 x 220 | 21 x 23 | 23 | 4 | - | 2500 | 145 | 7-7 | 104 | 2.182,00 |
| DSPKM 9/24 | 90 x 240 | 26 x 30 | 22 | 5 | - | 2700 | 300 | 9/9 Tight | 112 | 2.277,00 |
| DSPKM 9/26 | 90 x 260 | 26 x 30 | 22 | 5 | - | 2900 | 300 | 9/9 Tight | 119 | 2.412,00 |
| DSPKM 9/28 | 90 x 280 | 26 x 30 | 22 | 6 | - | 3000 | 300 | 9/9 Tight | 125 | 2.546,00 |
| DSPKM 9/30 | 90 x 300 | 26 x 30 | 22 | 6 | - | 3000 | 300 | 9/9 Tight | 136 | 2.640,00 |

KUBICA PARETE DSPKMPA 90



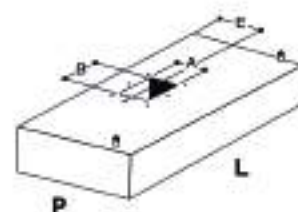

| MODELLO MODEL | DIMENSIONI DIMENSIONS | FORO HOLE | E | FILTRI FILTERS | LUCI LIGHTS | PORTATA FLOW RATE | WATT | SDR | PESO WEIGHT | PREZZO PRICE |
|------------------|--------------------------|--------------|----|-------------------|----------------|----------------------|------|-----------|----------------|-----------------|
| | P x L cm | A x B cm | cm | n° | n° | (Q) m³/h | | | kg | Euro |
| DSPKMPA 9/12 | 90 x 120 | 21 x 23 | 23 | 2 | 3 | 1360 | 145 | 7-7 | 67 | 1.703,00 |
| DSPKMPA 9/14 | 90 x 140 | 21 x 23 | 23 | 2 | 3 | 1580 | 145 | 7-7 | 73 | 1.796,00 |
| DSPKMPA 9/16 | 90 x 160 | 21 x 23 | 23 | 3 | 4 | 1800 | 145 | 7-7 | 82 | 2.039,00 |
| DSPKMPA 9/18 | 90 x 180 | 21 x 23 | 23 | 4 | 4 | 2000 | 145 | 7-7 | 89 | 2.145,00 |
| DSPKMPA 9/20 | 90 x 200 | 21 x 23 | 23 | 4 | 5 | 2200 | 145 | 7-7 | 98 | 2.386,00 |
| DSPKMPA 9/22 | 90 x 220 | 21 x 23 | 23 | 4 | 5 | 2500 | 145 | 7-7 | 106 | 2.632,00 |
| DSPKMPA 9/24 | 90 x 240 | 26 x 30 | 22 | 5 | 6 | 2700 | 300 | 9/9 Tight | 114 | 2.728,00 |
| DSPKMPA 9/26 | 90 x 260 | 26 x 30 | 22 | 5 | 6 | 2900 | 300 | 9/9 Tight | 121 | 2.862,00 |
| DSPKMPA 9/28 | 90 x 280 | 26 x 30 | 22 | 6 | 6 | 3000 | 300 | 9/9 Tight | 127 | 2.996,00 |
| DSPKMPA 9/30 | 90 x 300 | 26 x 30 | 22 | 6 | 6 | 3000 | 300 | 9/9 Tight | 138 | 3.090,00 |



KUBICA PARETE DSPKMPN 90



| MODELLO MODEL | DIMENSIONI DIMENSIONS | FORO HOLE | E | FILTRI FILTERS | LUCI LIGHTS | PORTATA FLOW RATE | WATT | SDR | PESO WEIGHT | PREZZO PRICE |
|------------------|--------------------------|--------------|----|-------------------|----------------|----------------------|------|-----------|----------------|-----------------|
| | P x L cm | A x B cm | cm | n° | n° | (Q) m³/h | | | kg | Euro |
| DSPKMPN 9/12 | 90 x 120 | 21 x 23 | 23 | 2 | 1x8Watt | 1360 | 145 | 7-7 | 67 | 1.703,00 |
| DSPKMPN 9/14 | 90 x 140 | 21 x 23 | 23 | 2 | 1x8Watt | 1580 | 145 | 7-7 | 73 | 1.796,00 |
| DSPKMPN 9/16 | 90 x 160 | 21 x 23 | 23 | 3 | 1x8Watt | 1800 | 145 | 7-7 | 82 | 2.039,00 |
| DSPKMPN 9/18 | 90 x 180 | 21 x 23 | 23 | 4 | 1x8Watt | 2000 | 145 | 7-7 | 89 | 2.145,00 |
| DSPKMPN 9/20 | 90 x 200 | 21 x 23 | 23 | 4 | 1x8Watt | 2200 | 145 | 7-7 | 98 | 2.386,00 |
| DSPKMPN 9/22 | 90 x 220 | 21 x 23 | 23 | 4 | 1x8Watt | 2500 | 145 | 7-7 | 106 | 2.632,00 |
| DSPKMPN 9/24 | 90 x 240 | 26 x 30 | 22 | 5 | 1x16Watt | 2700 | 300 | 9/9 Tight | 114 | 2.728,00 |
| DSPKMPN 9/26 | 90 x 260 | 26 x 30 | 22 | 5 | 1x16Watt | 2900 | 300 | 9/9 Tight | 121 | 2.862,00 |
| DSPKMPN 9/28 | 90 x 280 | 26 x 30 | 22 | 6 | 1x16Watt | 3000 | 300 | 9/9 Tight | 127 | 2.996,00 |
| DSPKMPN 9/30 | 90 x 300 | 26 x 30 | 22 | 6 | 1x16Watt | 3000 | 300 | 9/9 Tight | 138 | 3.090,00 |



CAPPE
HOODS / HAUBE / HOTTES

KUBICA PARETE DSPK 110



| MODELLO MODEL | DIMENSIONI DIMENSIONS | FORO HOLE | E | FILTRI FILTERS | LUCI LIGHTS | PORTATA FLOW RATE | PESO WEIGHT | PREZZO PRICE |
|------------------|--------------------------|--------------|----|-------------------|----------------|----------------------|----------------|-----------------|
| | P x L cm | A x B cm | cm | n° | n° | (Q) m³/h | kg | Euro |
| DSPK 11/12 | 110 x 120 | 30 x 30 | 29 | 2 | - | 1600 | 60 | 1.131,00 |
| DSPK 11/14 | 110 x 140 | 30 x 30 | 29 | 2 | - | 1900 | 66 | 1.234,00 |
| DSPK 11/16 | 110 x 160 | 30 x 30 | 29 | 3 | - | 2200 | 75 | 1.335,00 |
| DSPK 11/18 | 110 x 180 | 30 x 30 | 29 | 4 | - | 2500 | 83 | 1.462,00 |
| DSPK 11/20 | 110 x 200 | 35 x 35 | 29 | 4 | - | 2700 | 90 | 1.577,00 |
| DSPK 11/22 | 110 x 220 | 35 x 35 | 29 | 4 | - | 3000 | 98 | 1.677,00 |
| DSPK 11/24 | 110 x 240 | 35 x 35 | 29 | 5 | - | 3300 | 104 | 1.777,00 |
| DSPK 11/26 | 110 x 260 | 35 x 35 | 29 | 5 | - | 3600 | 112 | 1.898,00 |
| DSPK 11/28 | 110 x 280 | 40 x 40 | 29 | 6 | - | 3900 | 119 | 2.018,00 |
| DSPK 11/30 | 110 x 300 | 40 x 40 | 29 | 6 | - | 4200 | 132 | 2.167,00 |
| DSPK 11/32 | 110 x 320 | Plenium | - | 6 | - | 4500 | 138 | 2.184,00 |
| DSPK 11/34 | 110 x 340 | Plenium | - | 6 | - | 4800 | 150 | 2.323,00 |
| DSPK 11/36 | 110 x 360 | Plenium | - | 8 | - | 5100 | 159 | 2.436,00 |
| DSPK 11/38 | 110 x 380 | Plenium | - | 8 | - | 5400 | 167 | 2.565,00 |
| DSPK 11/40 | 110 x 400 | Plenium | - | 8 | - | 5700 | 178 | 2.673,00 |

KUBICA PARETE DSPKPA 110



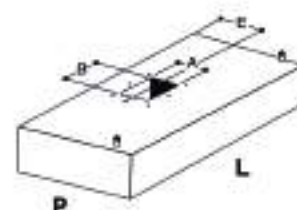

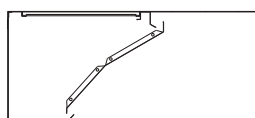
| | | | | | | | | |
|--------------|-----------|---------|----|---|----|------|-----|----------|
| DSPKPA 11/12 | 110 x 120 | 30 x 30 | 29 | 2 | 3 | 1600 | 62 | 1.282,00 |
| DSPKPA 11/14 | 110 x 140 | 30 x 30 | 29 | 2 | 3 | 1900 | 68 | 1.383,00 |
| DSPKPA 11/16 | 110 x 160 | 30 x 30 | 29 | 3 | 4 | 2200 | 77 | 1.635,00 |
| DSPKPA 11/18 | 110 x 180 | 30 x 30 | 29 | 4 | 4 | 2500 | 85 | 1.763,00 |
| DSPKPA 11/20 | 110 x 200 | 35 x 35 | 29 | 4 | 5 | 2700 | 92 | 1.877,00 |
| DSPKPA 11/22 | 110 x 220 | 35 x 35 | 29 | 4 | 5 | 3000 | 100 | 2.128,00 |
| DSPKPA 11/24 | 110 x 240 | 35 x 35 | 29 | 5 | 6 | 3300 | 106 | 2.228,00 |
| DSPKPA 11/26 | 110 x 260 | 35 x 35 | 29 | 5 | 6 | 3600 | 114 | 2.348,00 |
| DSPKPA 11/28 | 110 x 280 | 40 x 40 | 29 | 6 | 6 | 3900 | 121 | 2.468,00 |
| DSPKPA 11/30 | 110 x 300 | 40 x 40 | 29 | 6 | 6 | 4200 | 134 | 2.618,00 |
| DSPKPA 11/32 | 110 x 320 | Plenium | - | 6 | 8 | 4500 | 140 | 2.749,00 |
| DSPKPA 11/34 | 110 x 340 | Plenium | - | 6 | 8 | 4800 | 152 | 2.923,00 |
| DSPKPA 11/36 | 110 x 360 | Plenium | - | 8 | 8 | 5100 | 161 | 3.036,00 |
| DSPKPA 11/38 | 110 x 380 | Plenium | - | 8 | 10 | 5400 | 169 | 3.165,00 |
| DSPKPA 11/40 | 110 x 400 | Plenium | - | 8 | 10 | 5700 | 180 | 3.274,00 |

KUBICA PARETE DSPKPN 110



| | | | | | | | | |
|--------------|-----------|---------|----|---|-------------|------|-----|----------|
| DSPKPN 11/12 | 110 x 120 | 30 x 30 | 29 | 2 | 1 x 8 Watt | 1600 | 62 | 1.282,00 |
| DSPKPN 11/14 | 110 x 140 | 30 x 30 | 29 | 2 | 1 x 8 Watt | 1900 | 68 | 1.383,00 |
| DSPKPN 11/16 | 110 x 160 | 30 x 30 | 29 | 3 | 1 x 8 Watt | 2200 | 77 | 1.635,00 |
| DSPKPN 11/18 | 110 x 180 | 30 x 30 | 29 | 4 | 1 x 8 Watt | 2500 | 85 | 1.763,00 |
| DSPKPN 11/20 | 110 x 200 | 35 x 35 | 29 | 4 | 1 x 8 Watt | 2700 | 92 | 1.877,00 |
| DSPKPN 11/22 | 110 x 220 | 35 x 35 | 29 | 4 | 1 x 8 Watt | 3000 | 100 | 2.128,00 |
| DSPKPN 11/24 | 110 x 240 | 35 x 35 | 29 | 5 | 1 x 16 Watt | 3300 | 106 | 2.228,00 |
| DSPKPN 11/26 | 110 x 260 | 35 x 35 | 29 | 5 | 1 x 16 Watt | 3600 | 114 | 2.348,00 |
| DSPKPN 11/28 | 110 x 280 | 40 x 40 | 29 | 6 | 1 x 16 Watt | 3900 | 121 | 2.468,00 |
| DSPKPN 11/30 | 110 x 300 | 40 x 40 | 29 | 6 | 1 x 16 Watt | 4200 | 134 | 2.618,00 |
| DSPKPN 11/32 | 110 x 320 | Plenium | - | 6 | 2 x 16 Watt | 4500 | 140 | 2.749,00 |
| DSPKPN 11/34 | 110 x 340 | Plenium | - | 6 | 2 x 16 Watt | 4800 | 152 | 2.923,00 |
| DSPKPN 11/36 | 110 x 360 | Plenium | - | 8 | 2 x 16 Watt | 5100 | 161 | 3.036,00 |
| DSPKPN 11/38 | 110 x 380 | Plenium | - | 8 | 2 x 16 Watt | 5400 | 169 | 3.165,00 |
| DSPKPN 11/40 | 110 x 400 | Plenium | - | 8 | 2 x 16 Watt | 5700 | 180 | 3.274,00 |

CAPPA A LAMA D'ARIA cod. DSPKLD*



* su richiesta
* on request
* auf anfrage
* sur demand

CAPPE
HOODS / HAUBE / HOTTES

KUBICA PARETE DSPKM 110

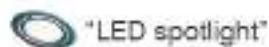


| MODELLO MODEL | DIMENSIONI DIMENSIONS | FORO HOLE | E | FILTRI FILTERS | LUCI LIGHTS | PORTATA FLOW RATE | WATT | SDR | PESO WEIGHT | PREZZO PRICE |
|------------------|--------------------------|--------------|----|-------------------|----------------|----------------------|------|-----------|----------------|-----------------|
| | P x L cm | A x B cm | cm | n° | n° | (Q) m³/h | | | kg | Euro |
| DSPKM 11/12 | 110 x 120 | 21 x 23 | 23 | 2 | - | 1600 | 145 | 7-7 | 72 | 1.616,00 |
| DSPKM 11/14 | 110 x 140 | 21 x 23 | 23 | 2 | - | 1900 | 145 | 7-7 | 78 | 1.719,00 |
| DSPKM 11/16 | 110 x 160 | 21 x 23 | 23 | 3 | - | 2200 | 145 | 7-7 | 87 | 1.820,00 |
| DSPKM 11/18 | 110 x 180 | 21 x 23 | 23 | 4 | - | 2200 | 145 | 7-7 | 95 | 2.062,00 |
| DSPKM 11/20 | 110 x 200 | 21 x 23 | 23 | 4 | - | 2400 | 145 | 7-7 | 105 | 2.183,00 |
| DSPKM 11/22 | 110 x 220 | 21 x 23 | 23 | 4 | - | 2500 | 145 | 7-7 | 113 | 2.283,00 |
| DSPKM 11/24 | 110 x 240 | 26 x 30 | 22 | 5 | - | 2700 | 300 | 9/9 Tight | 119 | 2.384,00 |
| DSPKM 11/26 | 110 x 260 | 26 x 30 | 22 | 5 | - | 2900 | 300 | 9/9 Tight | 127 | 2.504,00 |
| DSPKM 11/28 | 110 x 280 | 26 x 30 | 22 | 6 | - | 3000 | 300 | 9/9 Tight | 134 | 2.624,00 |
| DSPKM 11/30 | 110 x 300 | 26 x 30 | 22 | 6 | - | 3000 | 300 | 9/9 Tight | 147 | 2.775,00 |

KUBICA PARETE DSPKMPA 110



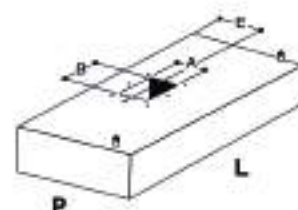


| MODELLO MODEL | DIMENSIONI DIMENSIONS | FORO HOLE | E | FILTRI FILTERS | LUCI LIGHTS | PORTATA FLOW RATE | WATT | SDR | PESO WEIGHT | PREZZO PRICE |
|------------------|--------------------------|--------------|----|-------------------|----------------|----------------------|------|-----------|----------------|-----------------|
| | P x L cm | A x B cm | cm | n° | n° | (Q) m³/h | | | kg | Euro |
| DSPKMPA 11/12 | 110 x 120 | 21 x 23 | 23 | 2 | 3 | 1600 | 145 | 7-7 | 74 | 1.767,00 |
| DSPKMPA 11/14 | 110 x 140 | 21 x 23 | 23 | 2 | 3 | 1900 | 145 | 7-7 | 80 | 1.868,00 |
| DSPKMPA 11/16 | 110 x 160 | 21 x 23 | 23 | 3 | 4 | 2200 | 145 | 7-7 | 89 | 2.120,00 |
| DSPKMPA 11/18 | 110 x 180 | 21 x 23 | 23 | 4 | 4 | 2200 | 145 | 7-7 | 97 | 2.248,00 |
| DSPKMPA 11/20 | 110 x 200 | 21 x 23 | 23 | 4 | 5 | 2400 | 145 | 7-7 | 107 | 2.483,00 |
| DSPKMPA 11/22 | 110 x 220 | 21 x 23 | 23 | 4 | 5 | 2500 | 145 | 7-7 | 115 | 2.734,00 |
| DSPKMPA 11/24 | 110 x 240 | 26 x 30 | 22 | 5 | 6 | 2700 | 300 | 9/9 Tight | 121 | 2.834,00 |
| DSPKMPA 11/26 | 110 x 260 | 26 x 30 | 22 | 5 | 6 | 2900 | 300 | 9/9 Tight | 129 | 2.954,00 |
| DSPKMPA 11/28 | 110 x 280 | 26 x 30 | 22 | 6 | 6 | 3000 | 300 | 9/9 Tight | 136 | 3.075,00 |
| DSPKMPA 11/30 | 110 x 300 | 26 x 30 | 22 | 6 | 6 | 3000 | 300 | 9/9 Tight | 149 | 3.225,00 |



KUBICA PARETE DSPKMPN 110



| MODELLO MODEL | DIMENSIONI DIMENSIONS | FORO HOLE | E | FILTRI FILTERS | LUCI LIGHTS | PORTATA FLOW RATE | WATT | SDR | PESO WEIGHT | PREZZO PRICE |
|------------------|--------------------------|--------------|----|-------------------|----------------|----------------------|------|-----------|----------------|-----------------|
| | P x L cm | A x B cm | cm | n° | n° | (Q) m³/h | | | kg | Euro |
| DSPKMPN 11/12 | 110 x 120 | 21 x 23 | 23 | 2 | 1x8Watt | 1600 | 145 | 7-7 | 74 | 1.767,00 |
| DSPKMPN 11/14 | 110 x 140 | 21 x 23 | 23 | 2 | 1x8Watt | 1900 | 145 | 7-7 | 80 | 1.868,00 |
| DSPKMPN 11/16 | 110 x 160 | 21 x 23 | 23 | 3 | 1x8Watt | 2200 | 145 | 7-7 | 89 | 2.120,00 |
| DSPKMPN 11/18 | 110 x 180 | 21 x 23 | 23 | 4 | 1x8Watt | 2200 | 145 | 7-7 | 97 | 2.248,00 |
| DSPKMPN 11/20 | 110 x 200 | 21 x 23 | 23 | 4 | 1x8Watt | 2400 | 145 | 7-7 | 107 | 2.483,00 |
| DSPKMPN 11/22 | 110 x 220 | 21 x 23 | 23 | 4 | 1x8Watt | 2500 | 145 | 7-7 | 115 | 2.734,00 |
| DSPKMPN 11/24 | 110 x 240 | 26 x 30 | 22 | 5 | 1x16Watt | 2700 | 300 | 9/9 Tight | 121 | 2.834,00 |
| DSPKMPN 11/26 | 110 x 260 | 26 x 30 | 22 | 5 | 1x16Watt | 2900 | 300 | 9/9 Tight | 129 | 2.954,00 |
| DSPKMPN 11/28 | 110 x 280 | 26 x 30 | 22 | 6 | 1x16Watt | 3000 | 300 | 9/9 Tight | 136 | 3.075,00 |
| DSPKMPN 11/30 | 110 x 300 | 26 x 30 | 22 | 6 | 1x16Watt | 3000 | 300 | 9/9 Tight | 149 | 3.225,00 |



CAPPE
HOODS / HAUBE / HOTTES

KUBICA PARETE DSPK

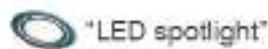
140



| MODELLO MODEL | DIMENSIONI DIMENSIONS | FORO HOLE | E | FILTRI FILTERS | LUCI LIGHTS | PORTATA FLOW RATE | PESO WEIGHT | PREZZO PRICE |
|------------------|--------------------------|--------------|----|-------------------|----------------|----------------------|----------------|-----------------|
| | P x L cm | A x B cm | cm | n° | n° | (Q) m³/h | kg | Euro |
| DSPK 14/12 | 140 x 120 | 30 x 30 | 29 | 2 | - | 2100 | 69 | 1.263,00 |
| DSPK 14/14 | 140 x 140 | 30 x 30 | 29 | 2 | - | 2400 | 73 | 1.363,00 |
| DSPK 14/16 | 140 x 160 | 30 x 30 | 29 | 3 | - | 2800 | 82 | 1.466,00 |
| DSPK 14/18 | 140 x 180 | 30 x 30 | 29 | 4 | - | 3200 | 92 | 1.586,00 |
| DSPK 14/20 | 140 x 200 | 35 x 35 | 29 | 4 | - | 3500 | 99 | 1.713,00 |
| DSPK 14/22 | 140 x 220 | 35 x 35 | 29 | 4 | - | 3800 | 106 | 1.820,00 |
| DSPK 14/24 | 140 x 240 | 35 x 35 | 29 | 5 | - | 4200 | 113 | 1.929,00 |
| DSPK 14/26 | 140 x 260 | 35 x 35 | 29 | 5 | - | 4500 | 120 | 2.062,00 |
| DSPK 14/28 | 140 x 280 | 40 x 40 | 29 | 6 | - | 4900 | 127 | 2.195,00 |
| DSPK 14/30 | 140 x 300 | 40 x 40 | 29 | 6 | - | 5300 | 143 | 2.364,00 |
| DSPK 14/32 | 140 x 320 | Plenium | - | 6 | - | 5600 | 146 | 2.495,00 |
| DSPK 14/34 | 140 x 340 | Plenium | - | 6 | - | 6000 | 158 | 2.579,00 |
| DSPK 14/36 | 140 x 360 | Plenium | - | 8 | - | 6300 | 168 | 2.662,00 |
| DSPK 14/38 | 140 x 380 | Plenium | - | 8 | - | 6700 | 174 | 2.745,00 |
| DSPK 14/40 | 140 x 400 | Plenium | - | 8 | - | 7000 | 186 | 2.829,00 |

KUBICA PARETE DSPKPA


140



| | | | | | | | | |
|--------------|-----------|---------|----|---|----|------|-----|----------|
| DSPKPA 14/12 | 140 x 120 | 30 x 30 | 29 | 2 | 3 | 2100 | 71 | 1.414,00 |
| DSPKPA 14/14 | 140 x 140 | 30 x 30 | 29 | 2 | 3 | 2400 | 75 | 1.514,00 |
| DSPKPA 14/16 | 140 x 160 | 30 x 30 | 29 | 3 | 4 | 2800 | 84 | 1.766,00 |
| DSPKPA 14/18 | 140 x 180 | 30 x 30 | 29 | 4 | 4 | 3200 | 94 | 1.886,00 |
| DSPKPA 14/20 | 140 x 200 | 35 x 35 | 29 | 4 | 5 | 3500 | 101 | 2.013,00 |
| DSPKPA 14/22 | 140 x 220 | 35 x 35 | 29 | 4 | 5 | 3800 | 108 | 2.271,00 |
| DSPKPA 14/24 | 140 x 240 | 35 x 35 | 29 | 5 | 6 | 4200 | 115 | 2.379,00 |
| DSPKPA 14/26 | 140 x 260 | 35 x 35 | 29 | 5 | 6 | 4500 | 122 | 2.512,00 |
| DSPKPA 14/28 | 140 x 280 | 40 x 40 | 29 | 6 | 6 | 4900 | 129 | 2.646,00 |
| DSPKPA 14/30 | 140 x 300 | 40 x 40 | 29 | 6 | 6 | 5300 | 145 | 2.814,00 |
| DSPKPA 14/32 | 140 x 320 | Plenium | - | 6 | 8 | 5600 | 148 | 2.946,00 |
| DSPKPA 14/34 | 140 x 340 | Plenium | - | 6 | 8 | 6000 | 160 | 3.030,00 |
| DSPKPA 14/36 | 140 x 360 | Plenium | - | 8 | 8 | 6300 | 170 | 3.263,00 |
| DSPKPA 14/38 | 140 x 380 | Plenium | - | 8 | 10 | 6700 | 176 | 3.346,00 |
| DSPKPA 14/40 | 140 x 400 | Plenium | - | 8 | 10 | 7000 | 188 | 3.419,00 |

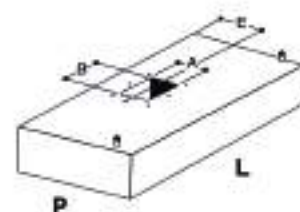

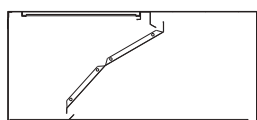
KUBICA PARETE DSPKPN

140



| | | | | | | | | |
|--------------|-----------|---------|----|---|-------------|------|-----|----------|
| DSPKPN 14/12 | 140 x 120 | 30 x 30 | 29 | 2 | 1 x 8 Watt | 2100 | 71 | 1.414,00 |
| DSPKPN 14/14 | 140 x 140 | 30 x 30 | 29 | 2 | 1 x 8 Watt | 2400 | 75 | 1.514,00 |
| DSPKPN 14/16 | 140 x 160 | 30 x 30 | 29 | 3 | 1 x 8 Watt | 2800 | 84 | 1.766,00 |
| DSPKPN 14/18 | 140 x 180 | 30 x 30 | 29 | 4 | 1 x 8 Watt | 3200 | 94 | 1.886,00 |
| DSPKPN 14/20 | 140 x 200 | 35 x 35 | 29 | 4 | 1 x 8 Watt | 3500 | 101 | 2.013,00 |
| DSPKPN 14/22 | 140 x 220 | 35 x 35 | 29 | 4 | 1 x 8 Watt | 3800 | 108 | 2.271,00 |
| DSPKPN 14/24 | 140 x 240 | 35 x 35 | 29 | 5 | 1 x 16 Watt | 4200 | 115 | 2.379,00 |
| DSPKPN 14/26 | 140 x 260 | 35 x 35 | 29 | 5 | 1 x 16 Watt | 4500 | 122 | 2.512,00 |
| DSPKPN 14/28 | 140 x 280 | 40 x 40 | 29 | 6 | 1 x 16 Watt | 4900 | 129 | 2.646,00 |
| DSPKPN 14/30 | 140 x 300 | 40 x 40 | 29 | 6 | 1 x 16 Watt | 5300 | 145 | 2.814,00 |
| DSPKPN 14/32 | 140 x 320 | Plenium | - | 6 | 2 x 16 Watt | 5600 | 148 | 2.946,00 |
| DSPKPN 14/34 | 140 x 340 | Plenium | - | 6 | 2 x 16 Watt | 6000 | 160 | 3.030,00 |
| DSPKPN 14/36 | 140 x 360 | Plenium | - | 8 | 2 x 16 Watt | 6300 | 170 | 3.263,00 |
| DSPKPN 14/38 | 140 x 380 | Plenium | - | 8 | 2 x 16 Watt | 6700 | 176 | 3.346,00 |
| DSPKPN 14/40 | 140 x 400 | Plenium | - | 8 | 2 x 16 Watt | 7000 | 188 | 3.419,00 |

CAPPA A LAMA D'ARIA cod. DSPKLD*



* su richiesta
* on request
* auf anfrage
* sur demand

CAPPE
HOODS / HAUBE / HOTTES

KUBICA PARETE DSPKM 140



| MODELLO MODEL | DIMENSIONI DIMENSIONS | FORO HOLE | E | FILTRI FILTERS | LUCI LIGHTS | PORTATA FLOW RATE | HST | WATT | SDR | PESO WEIGHT | PREZZO PRICE |
|------------------|--------------------------|--------------|----|-------------------|----------------|----------------------|---------------------|------|-----------|----------------|-----------------|
| | P x L cm | A x B cm | cm | n° | n° | (Q) m³/h | mm H ₂ O | | | kg | Euro |
| DSPKM 14/12 | 140 x 120 | 21 x 23 | 23 | 2 | - | 2100 | 5 | 145 | 7-7 | 81 | 1.869,00 |
| DSPKM 14/14 | 140 x 140 | 21 x 23 | 23 | 2 | - | 2100 | 5 | 145 | 7-7 | 85 | 1.971,00 |
| DSPKM 14/16 | 140 x 160 | 21 x 23 | 23 | 3 | - | 2100 | 5 | 145 | 7-7 | 94 | 2.072,00 |
| DSPKM 14/18 | 140 x 180 | 21 x 23 | 23 | 4 | - | 2100 | 5 | 145 | 7-7 | 104 | 2.192,00 |
| DSPKM 14/20 | 140 x 200 | 21 x 23 | 23 | 4 | - | 3000 | 14 | 145 | 7-7 | 114 | 2.319,00 |
| DSPKM 14/22 | 140 x 220 | 21 x 23 | 23 | 4 | - | 3000 | 14 | 145 | 7-7 | 121 | 2.426,00 |
| DSPKM 14/24 | 140 x 240 | 26 x 30 | 22 | 5 | - | 3000 | 14 | 300 | 9/9 Tight | 128 | 2.535,00 |
| DSPKM 14/26 | 140 x 260 | 26 x 30 | 22 | 5 | - | 3000 | 14 | 300 | 9/9 Tight | 135 | 2.668,00 |
| DSPKM 14/28 | 140 x 280 | 26 x 30 | 22 | 6 | - | 3000 | 14 | 300 | 9/9 Tight | 142 | 2.802,00 |
| DSPKM 14/30 | 140 x 300 | 26 x 30 | 22 | 6 | - | 3000 | 14 | 300 | 9/9 Tight | 158 | 2.970,00 |

KUBICA PARETE DSPKMPA 140



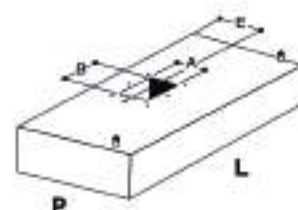


| MODELLO MODEL | DIMENSIONI DIMENSIONS | FORO HOLE | E | FILTRI FILTERS | LUCI LIGHTS | PORTATA FLOW RATE | HST | WATT | SDR | PESO WEIGHT | PREZZO PRICE |
|------------------|--------------------------|--------------|----|-------------------|----------------|----------------------|---------------------|------|-----------|----------------|-----------------|
| | P x L cm | A x B cm | cm | n° | n° | (Q) m³/h | mm H ₂ O | | | kg | Euro |
| DSPKMPA 14/12 | 140 x 120 | 21 x 23 | 23 | 2 | 3 | 2100 | 5 | 145 | 7-7 | 83 | 2.020,00 |
| DSPKMPA 14/14 | 140 x 140 | 21 x 23 | 23 | 2 | 3 | 2100 | 5 | 145 | 7-7 | 87 | 2.120,00 |
| DSPKMPA 14/16 | 140 x 160 | 21 x 23 | 23 | 3 | 4 | 2100 | 5 | 145 | 7-7 | 96 | 2.372,00 |
| DSPKMPA 14/18 | 140 x 180 | 21 x 23 | 23 | 4 | 4 | 2100 | 5 | 145 | 7-7 | 106 | 2.492,00 |
| DSPKMPA 14/20 | 140 x 200 | 21 x 23 | 23 | 4 | 5 | 3000 | 14 | 145 | 7-7 | 116 | 2.620,00 |
| DSPKMPA 14/22 | 140 x 220 | 21 x 23 | 23 | 4 | 5 | 3000 | 14 | 145 | 7-7 | 123 | 2.877,00 |
| DSPKMPA 14/24 | 140 x 240 | 26 x 30 | 22 | 5 | 6 | 3000 | 14 | 300 | 9/9 Tight | 130 | 2.986,00 |
| DSPKMPA 14/26 | 140 x 260 | 26 x 30 | 22 | 5 | 6 | 3000 | 14 | 300 | 9/9 Tight | 137 | 3.118,00 |
| DSPKMPA 14/28 | 140 x 280 | 26 x 30 | 22 | 6 | 6 | 3000 | 14 | 300 | 9/9 Tight | 144 | 3.252,00 |
| DSPKMPA 14/30 | 140 x 300 | 26 x 30 | 22 | 6 | 6 | 3000 | 14 | 300 | 9/9 Tight | 160 | 3.421,00 |



KUBICA PARETE DSPKMPN 140



| MODELLO MODEL | DIMENSIONI DIMENSIONS | FORO HOLE | E | FILTRI FILTERS | LUCI LIGHTS | PORTATA FLOW RATE | HST | WATT | SDR | PESO WEIGHT | PREZZO PRICE |
|------------------|--------------------------|--------------|----|-------------------|----------------|----------------------|---------------------|------|-----------|----------------|-----------------|
| | P x L cm | A x B cm | cm | n° | n° | (Q) m³/h | mm H ₂ O | | | kg | Euro |
| DSPKMPN 14/12 | 140 x 120 | 21 x 23 | 23 | 2 | 1x8Watt | 2100 | 5 | 145 | 7-7 | 83 | 2.020,00 |
| DSPKMPN 14/14 | 140 x 140 | 21 x 23 | 23 | 2 | 1x8Watt | 2100 | 5 | 145 | 7-7 | 87 | 2.120,00 |
| DSPKMPN 14/16 | 140 x 160 | 21 x 23 | 23 | 3 | 1x8Watt | 2100 | 5 | 145 | 7-7 | 96 | 2.372,00 |
| DSPKMPN 14/18 | 140 x 180 | 21 x 23 | 23 | 4 | 1x8Watt | 2100 | 5 | 145 | 7-7 | 106 | 2.492,00 |
| DSPKMPN 14/20 | 140 x 200 | 21 x 23 | 23 | 4 | 1x8Watt | 3000 | 14 | 145 | 7-7 | 116 | 2.620,00 |
| DSPKMPN 14/22 | 140 x 220 | 21 x 23 | 23 | 4 | 1x8Watt | 3000 | 14 | 145 | 7-7 | 123 | 2.877,00 |
| DSPKMPN 14/24 | 140 x 240 | 26 x 30 | 22 | 5 | 1x16Watt | 3000 | 14 | 300 | 9/9 Tight | 130 | 2.986,00 |
| DSPKMPN 14/26 | 140 x 260 | 26 x 30 | 22 | 5 | 1x16Watt | 3000 | 14 | 300 | 9/9 Tight | 137 | 3.118,00 |
| DSPKMPN 14/28 | 140 x 280 | 26 x 30 | 22 | 6 | 1x16Watt | 3000 | 14 | 300 | 9/9 Tight | 144 | 3.252,00 |
| DSPKMPN 14/30 | 140 x 300 | 26 x 30 | 22 | 6 | 1x16Watt | 3000 | 14 | 300 | 9/9 Tight | 160 | 3.421,00 |



CUBICHE CENTRALE

CUBIC ISLAND HOODS
KUBISCHE ZANTRALHAUBEN
HOTTES CUBIQUES CENTRALES



Struttura monoblocco in acciaio inox 18/10 AISI 304 satinata scotch-brite puntata elettronicamente. Canalina antigocciolamento a tenuta ermetica per la raccolta dei grassi con rubinetti di scarico. La massima igienicità e sicurezza nelle operazioni di pulizia. Filtri antigrasso in acciaio inox 18/10 a labirinto.

Electronically spot-welded single-piece 18/10 AISI 304 stainless steel structure with Scotchbrite satin finish. Hermetically sealed grease drip channel with drain valves. Maximum hygiene and safety during cleaning. 18/10 stainless steel labyrinth grease filters.

Einzelblock-Struktur aus Edelstahl 18/10 AISI 304 Scotch-Brite satiniert, elektronisch geschweißt. Tropffreie, hermetische Rinne zum Sammeln der Fette mit Ablasshähnen. Maximale Hygiene und Sicherheit bei der Reinigung. Fettfreie Labyrinth-Filter aus Edelstahl 18/10.

Carrosserie monobloc en acier inox 18/10 AISI 304 finition scotch-brite satiné, soudage électronique parrésistance. Rigole antigoutte hermétiquement fermée pour la récupération des graisses munie de robinets d'évacuation des graisses. Le maximum d'hygiène et de sécurité pour les opérations de nettoyage. Filtres à graisse labyrinthe en acier inoxydable 18/10.

KUBICA CENTRALE DSCK - DSCKM

CAPPE SERIE "KUBICA CENTRALE" CON E SENZA MOTORE

"Kubica" series island hoods, with and without motor;
Abzugshauben der serie "Centrale Kubica" mit und ohne Motor;
Hottes de la série "Centrale Kubica" avec et sans moteur.



KUBICA CENTRALE DSCKPA - DSCKMPA

CAPPE SERIE "KUBICA CENTRALE" CON O SENZA MOTORE, COMPLETE DI PLAFONIERA E FARETTI

"Kubica" series island hoods, with and without motor; complete whit ceiling light and spotlights;
Abzugshauben der serie "Centrale Kubica" mit und ohne Motor; komplett mit Deckenlampe und spots;
Hottes de la série "Centrale Kubica" avec et sans moteur; munies d'éclairage au plafond et de spots.



KUBICA CENTRALE DSCKPN - DSCKMPN

CAPPE SERIE "KUBICA CENTRALE" CON E SENZA MOTORE, COMPLETE DI PLAFONIERA E NEON

"Kubica" series island hoods, with and without motor, complete with ceiling light and neon;

Abzugshauben der serie "Centrale Kubica" mit und ohne Motor, komplett mit Deckenlampe und Neonlampe;

Hottes de la série "Centrale Kubica" avec et sans moteur, munies d'éclairage au plafond et de néon.



KUBICA CENTRALE DSCKM - DSCKMPA - DSCKMPN

versione con motore

CAPPE SERIE "KUBICA CENTRALE" CON O SENZA MOTORE, COMPLETE DI PLAFONIERA E VENTILATORE A DOPPIA ASPIRAZIONE A ROTORE ESTERNO, VOLT 230/1/50 HZ

"Kubica" series island hoods complete with ceiling light and double suction fan with external rotor, Volt 230/1/50Hz;

Abzugshauben der serie "Centrale Kubica" mit Deckenlampe und Ventilator mit doppeltem Absaugen und Außenmotor, Volt 230/1/50Hz;

Hottes de la série "Centrale Kubica" munies d'éclairage au plafond et d'un ventilateur à double aspiration avec rotor externe, Volt 230/1/50Hz.



CAPPE
HOODS / HAUBE / HOTTES

KUBICA CENTRALE DSCK 130



| MODELLO MODEL | DIMENSIONI DIMENSIONS | FORO HOLE | E | FILTRI FILTERS | LUCI LIGHTS | PORTATA FLOW RATE | PESO WEIGHT | PREZZO PRICE |
|------------------|--------------------------|--------------|----|-------------------|----------------|----------------------|----------------|-----------------|
| | P x L cm | A x B cm | cm | n° | n° | (Q) m³/h | kg | Euro |
| DSCK 13/12 | 130 x 120 | 30 x 30 | 65 | 4 | - | 2000 | 75 | 1.213,00 |
| DSCK 13/14 | 130 x 140 | 30 x 30 | 65 | 4 | - | 2200 | 83 | 1.313,00 |
| DSCK 13/16 | 130 x 160 | 30 x 30 | 65 | 6 | - | 2600 | 90 | 1.414,00 |
| DSCK 13/18 | 130 x 180 | 30 x 30 | 65 | 6 | - | 2900 | 101 | 1.527,00 |
| DSCK 13/20 | 130 x 200 | 30 x 30 | 65 | 6 | - | 3200 | 108 | 1.639,00 |
| DSCK 13/22 | 130 x 220 | 30 x 30 | 65 | 8 | - | 3600 | 116 | 1.752,00 |
| DSCK 13/24 | 130 x 240 | 35 x 35 | 65 | 8 | - | 3900 | 124 | 1.865,00 |
| DSCK 13/26 | 130 x 260 | 40 x 40 | 65 | 10 | - | 4200 | 132 | 1.980,00 |
| DSCK 13/28 | 130 x 280 | 40 x 40 | 65 | 10 | - | 4600 | 139 | 2.097,00 |
| DSCK 13/30 | 130 x 300 | 40 x 40 | 65 | 10 | - | 4900 | 157 | 2.202,00 |
| DSCK 13/32 | 130 x 320 | Plenum | - | 12 | - | 5200 | 160 | 2.392,00 |
| DSCK 13/34 | 130 x 340 | Plenum | - | 12 | - | 5600 | 173 | 2.499,00 |
| DSCK 13/36 | 130 x 360 | Plenum | - | 12 | - | 5900 | 184 | 2.604,00 |
| DSCK 13/38 | 130 x 380 | Plenum | - | 12 | - | 6200 | 192 | 2.711,00 |
| DSCK 13/40 | 130 x 400 | Plenum | - | 12 | - | 6600 | 203 | 2.816,00 |

KUBICA CENTRALE DSCKPA 130

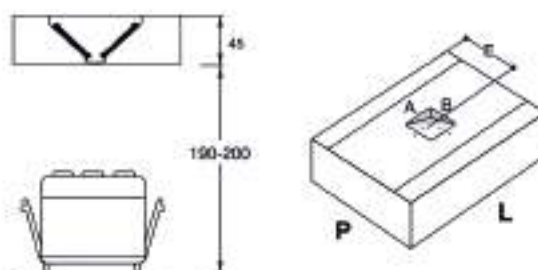


| DSCKPA 13/12 | 130 x 120 | 30 x 30 | 65 | 4 | 6 | 2000 | 77 | 1.513,00 |
|--------------|-----------|---------|----|----|----|------|-----|----------|
| DSCKPA 13/14 | 130 x 140 | 30 x 30 | 65 | 4 | 6 | 2200 | 85 | 1.613,00 |
| DSCKPA 13/16 | 130 x 160 | 30 x 30 | 65 | 6 | 8 | 2600 | 92 | 2.015,00 |
| DSCKPA 13/18 | 130 x 180 | 30 x 30 | 65 | 6 | 8 | 2900 | 103 | 2.128,00 |
| DSCKPA 13/20 | 130 x 200 | 30 x 30 | 65 | 6 | 10 | 3200 | 110 | 2.240,00 |
| DSCKPA 13/22 | 130 x 220 | 30 x 30 | 65 | 8 | 10 | 3600 | 118 | 2.653,00 |
| DSCKPA 13/24 | 130 x 240 | 35 x 35 | 65 | 8 | 12 | 3900 | 126 | 2.766,00 |
| DSCKPA 13/26 | 130 x 260 | 40 x 40 | 65 | 10 | 12 | 4200 | 134 | 2.881,00 |
| DSCKPA 13/28 | 130 x 280 | 40 x 40 | 65 | 10 | 12 | 4600 | 141 | 2.998,00 |
| DSCKPA 13/30 | 130 x 300 | 40 x 40 | 65 | 10 | 12 | 4900 | 159 | 3.102,00 |
| DSCKPA 13/32 | 130 x 320 | Plenum | - | 12 | 16 | 5200 | 162 | 3.293,00 |
| DSCKPA 13/34 | 130 x 340 | Plenum | - | 12 | 16 | 5600 | 175 | 3.701,00 |
| DSCKPA 13/36 | 130 x 360 | Plenum | - | 12 | 16 | 5900 | 186 | 3.805,00 |
| DSCKPA 13/38 | 130 x 380 | Plenum | - | 12 | 20 | 6200 | 194 | 3.912,00 |
| DSCKPA 13/40 | 130 x 400 | Plenum | - | 12 | 20 | 6600 | 205 | 4.018,00 |

KUBICA CENTRALE DSCKPN 130



| DSCKPN 13/12 | 130 x 120 | 30 x 30 | 65 | 4 | 2 x 8 Watt | 2000 | 77 | 1.513,00 |
|--------------|-----------|---------|----|----|-------------|------|-----|----------|
| DSCKPN 13/14 | 130 x 140 | 30 x 30 | 65 | 4 | 2 x 8 Watt | 2200 | 85 | 1.613,00 |
| DSCKPN 13/16 | 130 x 160 | 30 x 30 | 65 | 6 | 2 x 8 Watt | 2600 | 92 | 2.015,00 |
| DSCKPN 13/18 | 130 x 180 | 30 x 30 | 65 | 6 | 2 x 8 Watt | 2900 | 103 | 2.128,00 |
| DSCKPN 13/20 | 130 x 200 | 30 x 30 | 65 | 6 | 2 x 8 Watt | 3200 | 110 | 2.240,00 |
| DSCKPN 13/22 | 130 x 220 | 30 x 30 | 65 | 8 | 2 x 8 Watt | 3600 | 118 | 2.653,00 |
| DSCKPN 13/24 | 130 x 240 | 35 x 35 | 65 | 8 | 2 x 16 Watt | 3900 | 126 | 2.766,00 |
| DSCKPN 13/26 | 130 x 260 | 40 x 40 | 65 | 10 | 2 x 16 Watt | 4200 | 134 | 2.881,00 |
| DSCKPN 13/28 | 130 x 280 | 40 x 40 | 65 | 10 | 2 x 16 Watt | 4600 | 141 | 2.998,00 |
| DSCKPN 13/30 | 130 x 300 | 40 x 40 | 65 | 10 | 2 x 16 Watt | 4900 | 159 | 3.102,00 |
| DSCKPN 13/32 | 130 x 320 | Plenum | - | 12 | 4 x 16 Watt | 5200 | 162 | 3.293,00 |
| DSCKPN 13/34 | 130 x 340 | Plenum | - | 12 | 4 x 16 Watt | 5600 | 175 | 3.701,00 |
| DSCKPN 13/36 | 130 x 360 | Plenum | - | 12 | 4 x 16 Watt | 5900 | 186 | 3.805,00 |
| DSCKPN 13/38 | 130 x 380 | Plenum | - | 12 | 4 x 16 Watt | 6200 | 194 | 3.912,00 |
| DSCKPN 13/40 | 130 x 400 | Plenum | - | 12 | 4 x 16 Watt | 6600 | 205 | 4.018,00 |



CAPPE
HOODS / HAUBE / HOTTES

KUBICA CENTRALE DSCKM 130

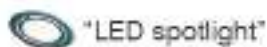


| MODELLO MODEL | DIMENSIONI DIMENSIONS | FORO HOLE | E | FILTRI FILTERS | LUCI LIGHTS | PORTATA FLOW RATE | WATT | SDR | PESO WEIGHT | PREZZO PRICE |
|------------------|--------------------------|--------------|----|-------------------|----------------|----------------------|------|-----------|----------------|-----------------|
| | P x L cm | A x B cm | cm | n° | n° | (Q) m³/h | | | kg | Euro |
| DSCKM 13/12 | 130 x 120 | 21 x 23 | 61 | 4 | - | 2000 | 145 | 7-7 | 88 | 1.698,00 |
| DSCKM 13/14 | 130 x 140 | 21 x 23 | 61 | 4 | - | 2000 | 145 | 7-7 | 96 | 1.798,00 |
| DSCKM 13/16 | 130 x 160 | 21 x 23 | 61 | 6 | - | 2000 | 145 | 7-7 | 103 | 1.899,00 |
| DSCKM 13/18 | 130 x 180 | 21 x 23 | 61 | 6 | - | 3000 | 145 | 7-7 | 116 | 2.133,00 |
| DSCKM 13/20 | 130 x 200 | 26 x 30 | 61 | 6 | - | 3000 | 300 | 9/9 Tight | 123 | 2.247,00 |
| DSCKM 13/22 | 130 x 220 | 26 x 30 | 61 | 8 | - | 3000 | 300 | 9/9 Tight | 131 | 2.359,00 |
| DSCKM 13/24 | 130 x 240 | 26 x 30 | 61 | 8 | - | 3000 | 300 | 9/9 Tight | 139 | 2.471,00 |
| DSCKM 13/26 | 130 x 260 | 26 x 30 | 61 | 10 | - | 3000 | 300 | 9/9 Tight | 147 | 2.587,00 |
| DSCKM 13/28 | 130 x 280 | 26 x 30 | 61 | 10 | - | 3000 | 300 | 9/9 Tight | 154 | 2.703,00 |
| DSCKM 13/30 | 130 x 300 | 26 x 30 | 61 | 10 | - | 3000 | 300 | 9/9 Tight | 172 | 2.808,00 |

KUBICA CENTRALE DSCKMPA 130



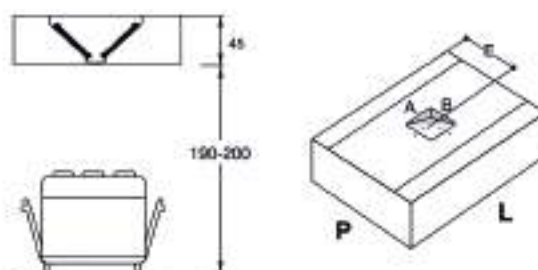

| MODELLO MODEL | DIMENSIONI DIMENSIONS | FORO HOLE | E | FILTRI FILTERS | LUCI LIGHTS | PORTATA FLOW RATE | WATT | SDR | PESO WEIGHT | PREZZO PRICE |
|------------------|--------------------------|--------------|----|-------------------|----------------|----------------------|------|-----------|----------------|-----------------|
| DSCKMPA 13/12 | 130 x 120 | 21 x 23 | 61 | 4 | 6 | 2000 | 145 | 7-7 | 90 | 1.998,00 |
| DSCKMPA 13/14 | 130 x 140 | 21 x 23 | 61 | 4 | 6 | 2000 | 145 | 7-7 | 98 | 2.098,00 |
| DSCKMPA 13/16 | 130 x 160 | 21 x 23 | 61 | 6 | 8 | 2000 | 145 | 7-7 | 105 | 2.500,00 |
| DSCKMPA 13/18 | 130 x 180 | 21 x 23 | 61 | 6 | 8 | 3000 | 145 | 7-7 | 118 | 2.734,00 |
| DSCKMPA 13/20 | 130 x 200 | 26 x 30 | 61 | 6 | 10 | 3000 | 300 | 9/9 Tight | 125 | 2.847,00 |
| DSCKMPA 13/22 | 130 x 220 | 26 x 30 | 61 | 8 | 10 | 3000 | 300 | 9/9 Tight | 133 | 3.260,00 |
| DSCKMPA 13/24 | 130 x 240 | 26 x 30 | 61 | 8 | 12 | 3000 | 300 | 9/9 Tight | 141 | 3.372,00 |
| DSCKMPA 13/26 | 130 x 260 | 26 x 30 | 61 | 10 | 12 | 3000 | 300 | 9/9 Tight | 149 | 3.487,00 |
| DSCKMPA 13/28 | 130 x 280 | 26 x 30 | 61 | 10 | 12 | 3000 | 300 | 9/9 Tight | 156 | 3.604,00 |
| DSCKMPA 13/30 | 130 x 300 | 26 x 30 | 61 | 10 | 12 | 3000 | 300 | 9/9 Tight | 174 | 3.709,00 |



KUBICA CENTRALE DSCKMPN 130



| MODELLO MODEL | DIMENSIONI DIMENSIONS | FORO HOLE | E | FILTRI FILTERS | LUCI LIGHTS | PORTATA FLOW RATE | WATT | SDR | PESO WEIGHT | PREZZO PRICE |
|------------------|--------------------------|--------------|----|-------------------|----------------|----------------------|------|-----------|----------------|-----------------|
| DSCKMPN 13/12 | 130 x 120 | 21 x 23 | 61 | 4 | 2x8Watt | 2000 | 145 | 7-7 | 90 | 1.998,00 |
| DSCKMPN 13/14 | 130 x 140 | 21 x 23 | 61 | 4 | 2x8Watt | 2000 | 145 | 7-7 | 98 | 2.098,00 |
| DSCKMPN 13/16 | 130 x 160 | 21 x 23 | 61 | 6 | 2x8Watt | 2000 | 145 | 7-7 | 105 | 2.500,00 |
| DSCKMPN 13/18 | 130 x 180 | 21 x 23 | 61 | 6 | 2x8Watt | 3000 | 145 | 7-7 | 118 | 2.734,00 |
| DSCKMPN 13/20 | 130 x 200 | 21 x 23 | 61 | 6 | 2x8Watt | 3000 | 300 | 9/9 Tight | 125 | 2.847,00 |
| DSCKMPN 13/22 | 130 x 220 | 21 x 23 | 61 | 8 | 2x8Watt | 3000 | 300 | 9/9 Tight | 133 | 3.260,00 |
| DSCKMPN 13/24 | 130 x 240 | 26 x 30 | 61 | 8 | 2x16Watt | 3000 | 300 | 9/9 Tight | 141 | 3.372,00 |
| DSCKMPN 13/26 | 130 x 260 | 26 x 30 | 61 | 10 | 2x16Watt | 3000 | 300 | 9/9 Tight | 149 | 3.487,00 |
| DSCKMPN 13/28 | 130 x 280 | 26 x 30 | 61 | 10 | 2x16Watt | 3000 | 300 | 9/9 Tight | 156 | 3.604,00 |
| DSCKMPN 13/30 | 130 x 300 | 26 x 30 | 61 | 10 | 2x16Watt | 3000 | 300 | 9/9 Tight | 174 | 3.709,00 |



CAPPE
HOODS / HAUBE / HOTTES

KUBICA CENTRALE DSCK 150

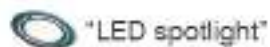


| MODELLO MODEL | DIMENSIONI DIMENSIONS | FORO HOLE | E | FILTRI FILTERS | LUCI LIGHTS | PORTATA FLOW RATE | PESO WEIGHT | PREZZO PRICE |
|------------------|--------------------------|--------------|----|-------------------|----------------|----------------------|----------------|-----------------|
| | P x L cm | A x B cm | cm | n° | n° | (Q) m³/h | kg | Euro |
| DSCK 15/16 | 150 x 160 | 30 x 30 | 75 | 6 | - | 3000 | 96 | 1.575,00 |
| DSCK 15/18 | 150 x 180 | 30 x 30 | 75 | 6 | - | 3400 | 107 | 1.699,00 |
| DSCK 15/20 | 150 x 200 | 30 x 30 | 75 | 6 | - | 3800 | 116 | 1.823,00 |
| DSCK 15/22 | 150 x 220 | 30 x 30 | 75 | 8 | - | 4100 | 124 | 1.911,00 |
| DSCK 15/24 | 150 x 240 | 35 x 35 | 75 | 8 | - | 4500 | 132 | 1.999,00 |
| DSCK 15/26 | 150 x 260 | 40 x 40 | 75 | 10 | - | 4900 | 138 | 2.131,00 |
| DSCK 15/28 | 150 x 280 | 40 x 40 | 75 | 10 | - | 5300 | 145 | 2.262,00 |
| DSCK 15/30 | 150 x 300 | 40 x 40 | 75 | 10 | - | 5700 | 163 | 2.402,00 |
| DSCK 15/32 | 150 x 320 | Plenium | - | 12 | - | 6000 | 166 | 2.459,00 |
| DSCK 15/34 | 150 x 340 | Plenium | - | 12 | - | 6400 | 179 | 2.653,00 |
| DSCK 15/36 | 150 x 360 | Plenium | - | 12 | - | 6800 | 190 | 2.847,00 |
| DSCK 15/38 | 150 x 380 | Plenium | - | 12 | - | 7200 | 198 | 3.135,00 |
| DSCK 15/40 | 150 x 400 | Plenium | - | 12 | - | 7600 | 209 | 3.413,00 |

KUBICA CENTRALE DSCKPA 150



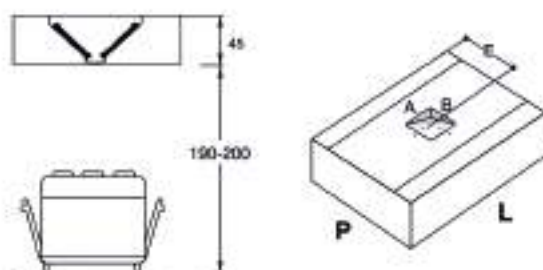

| DSCKPA 15/16 | 150 x 160 | 30 x 30 | 75 | 6 | 8 | 3000 | 98 | 2.175,00 |
|--------------|-----------|---------|----|----|----|------|-----|----------|
| DSCKPA 15/18 | 150 x 180 | 30 x 30 | 75 | 6 | 8 | 3400 | 109 | 2.299,00 |
| DSCKPA 15/20 | 150 x 200 | 30 x 30 | 75 | 6 | 10 | 3800 | 118 | 2.424,00 |
| DSCKPA 15/22 | 150 x 220 | 30 x 30 | 75 | 8 | 10 | 4100 | 126 | 2.812,00 |
| DSCKPA 15/24 | 150 x 240 | 35 x 35 | 75 | 8 | 12 | 4500 | 134 | 2.900,00 |
| DSCKPA 15/26 | 150 x 260 | 40 x 40 | 75 | 10 | 12 | 4900 | 140 | 3.032,00 |
| DSCKPA 15/28 | 150 x 280 | 40 x 40 | 75 | 10 | 12 | 5300 | 147 | 3.163,00 |
| DSCKPA 15/30 | 150 x 300 | 40 x 40 | 75 | 10 | 12 | 5700 | 165 | 3.303,00 |
| DSCKPA 15/32 | 150 x 320 | Plenium | - | 12 | 16 | 6000 | 168 | 3.360,00 |
| DSCKPA 15/34 | 150 x 340 | Plenium | - | 12 | 16 | 6400 | 181 | 3.854,00 |
| DSCKPA 15/36 | 150 x 360 | Plenium | - | 12 | 16 | 6800 | 192 | 4.043,00 |
| DSCKPA 15/38 | 150 x 380 | Plenium | - | 12 | 20 | 7200 | 200 | 4.337,00 |
| DSCKPA 15/40 | 150 x 400 | Plenium | - | 12 | 20 | 7600 | 211 | 4.614,00 |



KUBICA CENTRALE DSCKPN 150



| DSCKPN 15/16 | 150 x 160 | 30 x 30 | 75 | 6 | 2 x 8 Watt | 3000 | 98 | 2.175,00 |
|--------------|-----------|---------|----|----|-------------|------|-----|----------|
| DSCKPN 15/18 | 150 x 180 | 30 x 30 | 75 | 6 | 2 x 8 Watt | 3400 | 109 | 2.299,00 |
| DSCKPN 15/20 | 150 x 200 | 30 x 30 | 75 | 6 | 2 x 8 Watt | 3800 | 118 | 2.424,00 |
| DSCKPN 15/22 | 150 x 220 | 30 x 30 | 75 | 8 | 2 x 8 Watt | 4100 | 126 | 2.812,00 |
| DSCKPN 15/24 | 150 x 240 | 35 x 35 | 75 | 8 | 2 x 16 Watt | 4500 | 134 | 2.900,00 |
| DSCKPN 15/26 | 150 x 260 | 40 x 40 | 75 | 10 | 2 x 16 Watt | 4900 | 140 | 3.032,00 |
| DSCKPN 15/28 | 150 x 280 | 40 x 40 | 75 | 10 | 2 x 16 Watt | 5300 | 147 | 3.163,00 |
| DSCKPN 15/30 | 150 x 300 | 40 x 40 | 75 | 10 | 2 x 16 Watt | 5700 | 165 | 3.303,00 |
| DSCKPN 15/32 | 150 x 320 | Plenium | - | 12 | 4 x 16 Watt | 6000 | 168 | 3.360,00 |
| DSCKPN 15/34 | 150 x 340 | Plenium | - | 12 | 4 x 16 Watt | 6400 | 181 | 3.854,00 |
| DSCKPN 15/36 | 150 x 360 | Plenium | - | 12 | 4 x 16 Watt | 6800 | 192 | 4.043,00 |
| DSCKPN 15/38 | 150 x 380 | Plenium | - | 12 | 4 x 16 Watt | 7200 | 200 | 4.337,00 |
| DSCKPN 15/40 | 150 x 400 | Plenium | - | 12 | 4 x 16 Watt | 7600 | 211 | 4.614,00 |



CAPPE
HOODS / HAUBE / HOTTES

KUBICA CENTRALE DSCKM 150

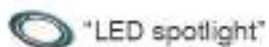


| MODELLO MODEL | DIMENSIONI DIMENSIONS | FORO HOLE | E | FILTRI FILTERS | LUCI LIGHTS | PORTATA FLOW RATE | WATT | SDR | PESO WEIGHT | PREZZO PRICE |
|------------------|--------------------------|--------------|----|-------------------|----------------|----------------------|------|-----------|----------------|-----------------|
| | P x L cm | A x B cm | cm | n° | n° | (Q) m³/h | | | kg | Euro |
| DSCKM 15/16 | 150 x 160 | 21 x 23 | 71 | 6 | - | 3000 | 145 | 7-7 | 109 | 2.060,00 |
| DSCKM 15/18 | 150 x 180 | 21 x 23 | 71 | 6 | - | 3000 | 145 | 7-7 | 122 | 2.305,00 |
| DSCKM 15/20 | 150 x 200 | 26 x 30 | 71 | 6 | - | 3000 | 300 | 9/9 Tight | 131 | 2.430,00 |
| DSCKM 15/22 | 150 x 220 | 26 x 30 | 71 | 8 | - | 3000 | 300 | 9/9 Tight | 139 | 2.517,00 |
| DSCKM 15/24 | 150 x 240 | 26 x 30 | 71 | 8 | - | 3000 | 300 | 9/9 Tight | 147 | 2.605,00 |
| DSCKM 15/26 | 150 x 260 | 26 x 30 | 71 | 10 | - | 3000 | 300 | 9/9 Tight | 153 | 2.768,00 |
| DSCKM 15/28 | 150 x 280 | 26 x 30 | 71 | 10 | - | 3000 | 300 | 9/9 Tight | 160 | 2.869,00 |
| DSCKM 15/30 | 150 x 300 | 26 x 30 | 71 | 10 | - | 3000 | 300 | 9/9 Tight | 178 | 3.009,00 |

KUBICA CENTRALE DSCKMPA 150



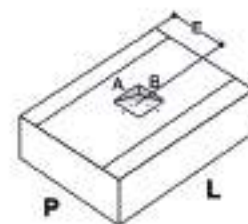
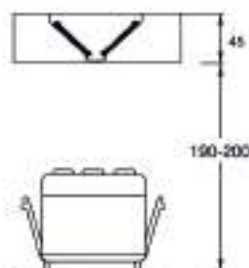

| MODELLO MODEL | DIMENSIONI DIMENSIONS | FORO HOLE | E | FILTRI FILTERS | LUCI LIGHTS | PORTATA FLOW RATE | WATT | SDR | PESO WEIGHT | PREZZO PRICE |
|------------------|--------------------------|--------------|----|-------------------|----------------|----------------------|------|-----------|----------------|-----------------|
| | P x L cm | A x B cm | cm | n° | n° | (Q) m³/h | | | kg | Euro |
| DSCKMPA 15/16 | 150 x 160 | 21 x 23 | 71 | 6 | 8 | 2000 | 145 | 7-7 | 111 | 2.360,00 |
| DSCKMPA 15/18 | 150 x 180 | 21 x 23 | 71 | 6 | 8 | 3000 | 145 | 7-7 | 124 | 2.605,00 |
| DSCKMPA 15/20 | 150 x 200 | 26 x 30 | 71 | 6 | 10 | 3000 | 300 | 9/9 Tight | 133 | 3.031,00 |
| DSCKMPA 15/22 | 150 x 220 | 26 x 30 | 71 | 8 | 10 | 3000 | 300 | 9/9 Tight | 141 | 3.418,00 |
| DSCKMPA 15/24 | 150 x 240 | 26 x 30 | 71 | 8 | 12 | 3000 | 300 | 9/9 Tight | 149 | 3.506,00 |
| DSCKMPA 15/26 | 150 x 260 | 26 x 30 | 71 | 10 | 12 | 3000 | 300 | 9/9 Tight | 155 | 3.669,00 |
| DSCKMPA 15/28 | 150 x 280 | 26 x 30 | 71 | 10 | 12 | 3000 | 300 | 9/9 Tight | 162 | 3.770,00 |
| DSCKMPA 15/30 | 150 x 300 | 26 x 30 | 71 | 10 | 12 | 3000 | 300 | 9/9 Tight | 180 | 3.910,00 |



KUBICA CENTRALE DSCKMPN 150



| MODELLO MODEL | DIMENSIONI DIMENSIONS | FORO HOLE | E | FILTRI FILTERS | LUCI LIGHTS | PORTATA FLOW RATE | WATT | SDR | PESO WEIGHT | PREZZO PRICE |
|------------------|--------------------------|--------------|----|-------------------|----------------|----------------------|------|-----------|----------------|-----------------|
| | P x L cm | A x B cm | cm | n° | n° | (Q) m³/h | | | kg | Euro |
| DSCKMPN 15/16 | 150 x 160 | 21 x 23 | 71 | 6 | 2x8Watt | 2000 | 145 | 7-7 | 111 | 2.360,00 |
| DSCKMPN 15/18 | 150 x 180 | 21 x 23 | 71 | 6 | 2x8Watt | 3000 | 145 | 7-7 | 124 | 2.605,00 |
| DSCKMPN 15/20 | 150 x 200 | 21 x 23 | 71 | 6 | 2x8Watt | 3000 | 300 | 9/9 Tight | 133 | 3.031,00 |
| DSCKMPN 15/22 | 150 x 220 | 21 x 23 | 71 | 8 | 2x8Watt | 3000 | 300 | 9/9 Tight | 141 | 3.418,00 |
| DSCKMPN 15/24 | 150 x 240 | 26 x 30 | 71 | 8 | 2x16Watt | 3000 | 300 | 9/9 Tight | 149 | 3.506,00 |
| DSCKMPN 15/26 | 150 x 260 | 26 x 30 | 71 | 10 | 2x16Watt | 3000 | 300 | 9/9 Tight | 155 | 3.669,00 |
| DSCKMPN 15/28 | 150 x 280 | 26 x 30 | 71 | 10 | 2x16Watt | 3000 | 300 | 9/9 Tight | 162 | 3.770,00 |
| DSCKMPN 15/30 | 150 x 300 | 26 x 30 | 71 | 10 | 2x16Watt | 3000 | 300 | 9/9 Tight | 180 | 3.910,00 |



CAPPE
HOODS / HAUBE / HOTTES

KUBICA CENTRALE DSCK 180

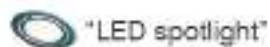


| MODELLO MODEL | DIMENSIONI DIMENSIONS | FORO HOLE | E | FILTRI FILTERS | LUCI LIGHTS | PORTATA FLOW RATE | PESO WEIGHT | PREZZO PRICE |
|------------------|--------------------------|--------------|----|-------------------|----------------|----------------------|----------------|-----------------|
| | P x L cm | A x B cm | cm | n° | n° | (Q) m³/h | kg | Euro |
| DSCK 18/16 | 180 x 160 | 30 x 30 | 90 | 6 | - | 3600 | 102 | 1.806,00 |
| DSCK 18/18 | 180 x 180 | 30 x 30 | 90 | 6 | - | 4000 | 113 | 1.939,00 |
| DSCK 18/20 | 180 x 200 | 30 x 30 | 90 | 6 | - | 4500 | 122 | 2.073,00 |
| DSCK 18/22 | 180 x 220 | 30 x 30 | 90 | 8 | - | 5000 | 130 | 2.200,00 |
| DSCK 18/24 | 180 x 240 | 35 x 35 | 90 | 8 | - | 5400 | 138 | 2.326,00 |
| DSCK 18/26 | 180 x 260 | 40 x 40 | 90 | 10 | - | 5900 | 144 | 2.472,00 |
| DSCK 18/28 | 180 x 280 | 40 x 40 | 90 | 10 | - | 6300 | 151 | 2.618,00 |
| DSCK 18/30 | 180 x 300 | 40 x 40 | 90 | 10 | - | 6800 | 169 | 2.770,00 |
| DSCK 18/32 | 180 x 320 | Plenium | - | 12 | - | 7200 | 172 | 2.898,00 |
| DSCK 18/34 | 180 x 340 | Plenium | - | 12 | - | 7700 | 185 | 3.076,00 |
| DSCK 18/36 | 180 x 360 | Plenium | - | 12 | - | 8100 | 196 | 3.253,00 |
| DSCK 18/38 | 180 x 380 | Plenium | - | 12 | - | 8600 | 204 | 3.602,00 |
| DSCK 18/40 | 180 x 400 | Plenium | - | 12 | - | 9000 | 215 | 3.951,00 |

KUBICA CENTRALE DSCKPA 180



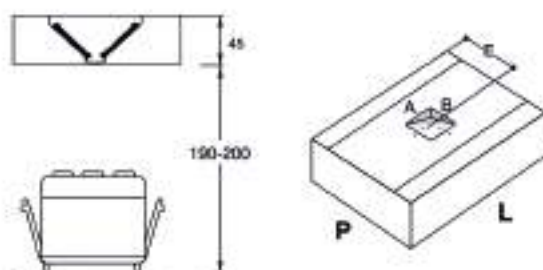

| DSCKPA 18/16 | 180 x 160 | 30 x 30 | 90 | 6 | 8 | 3600 | 106 | 2.175,00 |
|--------------|-----------|---------|----|----|----|------|-----|----------|
| DSCKPA 18/18 | 180 x 180 | 30 x 30 | 90 | 6 | 8 | 4000 | 117 | 2.539,00 |
| DSCKPA 18/20 | 180 x 200 | 30 x 30 | 90 | 6 | 10 | 4500 | 126 | 2.673,00 |
| DSCKPA 18/22 | 180 x 220 | 30 x 30 | 90 | 8 | 10 | 5000 | 134 | 2.801,00 |
| DSCKPA 18/24 | 180 x 240 | 35 x 35 | 90 | 8 | 12 | 5400 | 142 | 3.227,00 |
| DSCKPA 18/26 | 180 x 260 | 40 x 40 | 90 | 10 | 12 | 5900 | 148 | 3.373,00 |
| DSCKPA 18/28 | 180 x 280 | 40 x 40 | 90 | 10 | 12 | 6300 | 155 | 3.519,00 |
| DSCKPA 18/30 | 180 x 300 | 40 x 40 | 90 | 10 | 12 | 6800 | 173 | 3.671,00 |
| DSCKPA 18/32 | 180 x 320 | Plenium | - | 12 | 16 | 7200 | 176 | 3.799,00 |
| DSCKPA 18/34 | 180 x 340 | Plenium | - | 12 | 16 | 7700 | 189 | 4.277,00 |
| DSCKPA 18/36 | 180 x 360 | Plenium | - | 12 | 16 | 8100 | 200 | 4.454,00 |
| DSCKPA 18/38 | 180 x 380 | Plenium | - | 12 | 20 | 8600 | 208 | 4.803,00 |
| DSCKPA 18/40 | 180 x 400 | Plenium | - | 12 | 20 | 9000 | 218 | 5.152,00 |



KUBICA CENTRALE DSCKPN 180



| DSCKPN 18/16 | 180 x 160 | 30 x 30 | 90 | 6 | 2 x 8 Watt | 3600 | 106 | 2.175,00 |
|--------------|-----------|---------|----|----|-------------|------|-----|----------|
| DSCKPN 18/18 | 180 x 180 | 30 x 30 | 90 | 6 | 2 x 8 Watt | 4000 | 117 | 2.539,00 |
| DSCKPN 18/20 | 180 x 200 | 30 x 30 | 90 | 6 | 2 x 8 Watt | 4500 | 126 | 2.673,00 |
| DSCKPN 18/22 | 180 x 220 | 30 x 30 | 90 | 8 | 2 x 8 Watt | 5000 | 134 | 2.801,00 |
| DSCKPN 18/24 | 180 x 240 | 35 x 35 | 90 | 8 | 2 x 16 Watt | 5400 | 142 | 3.227,00 |
| DSCKPN 18/26 | 180 x 260 | 40 x 40 | 90 | 10 | 2 x 16 Watt | 5900 | 148 | 3.373,00 |
| DSCKPN 18/28 | 180 x 280 | 40 x 40 | 90 | 10 | 2 x 16 Watt | 6300 | 155 | 3.519,00 |
| DSCKPN 18/30 | 180 x 300 | 40 x 40 | 90 | 10 | 2 x 16 Watt | 6800 | 173 | 3.671,00 |
| DSCKPN 18/32 | 180 x 320 | Plenium | - | 12 | 4 x 16 Watt | 7200 | 176 | 3.799,00 |
| DSCKPN 18/34 | 180 x 340 | Plenium | - | 12 | 4 x 16 Watt | 7700 | 189 | 4.277,00 |
| DSCKPN 18/36 | 180 x 360 | Plenium | - | 12 | 4 x 16 Watt | 8100 | 200 | 4.454,00 |
| DSCKPN 18/38 | 180 x 380 | Plenium | - | 12 | 4 x 16 Watt | 8600 | 208 | 4.803,00 |
| DSCKPN 18/40 | 180 x 400 | Plenium | - | 12 | 4 x 16 Watt | 9000 | 218 | 5.152,00 |



CAPPE
HOODS / HAUBE / HOTTES

KUBICA CENTRALE DSCK 220

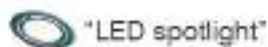


| MODELLO MODEL | DIMENSIONI DIMENSIONS | FORO HOLE | E | FILTRI FILTERS | LUCI LIGHTS | PORTATA FLOW RATE | PESO WEIGHT | PREZZO PRICE |
|------------------|--------------------------|--------------|-----|-------------------|----------------|----------------------|----------------|-----------------|
| | P x L cm | A x B cm | cm | n° | n° | (Q) m³/h | kg | Euro |
| DSCK 22/16 | 220 x 160 | 30 x 30 | 110 | 6 | - | 4400 | 108 | 1.967,00 |
| DSCK 22/18 | 220 x 180 | 30 x 30 | 110 | 6 | - | 5000 | 119 | 2.074,00 |
| DSCK 22/20 | 220 x 200 | 30 x 30 | 110 | 6 | - | 5500 | 128 | 2.182,00 |
| DSCK 22/22 | 220 x 220 | 30 x 30 | 110 | 8 | - | 6000 | 136 | 2.290,00 |
| DSCK 22/24 | 220 x 240 | 35 x 35 | 110 | 8 | - | 6600 | 144 | 2.396,00 |
| DSCK 22/26 | 220 x 260 | 40 x 40 | 110 | 10 | - | 7200 | 150 | 2.526,00 |
| DSCK 22/28 | 220 x 280 | 40 x 40 | 110 | 10 | - | 7700 | 157 | 2.656,00 |
| DSCK 22/30 | 220 x 300 | 40 x 40 | 110 | 10 | - | 8300 | 175 | 2.822,00 |
| DSCK 22/32 | 220 x 320 | Plenium | - | 12 | - | 8800 | 178 | 2.988,00 |
| DSCK 22/34 | 220 x 340 | Plenium | - | 12 | - | 9400 | 191 | 3.149,00 |
| DSCK 22/36 | 220 x 360 | Plenium | - | 12 | - | 10000 | 202 | 3.310,00 |
| DSCK 22/38 | 220 x 380 | Plenium | - | 12 | - | 10500 | 210 | 3.727,00 |
| DSCK 22/40 | 220 x 400 | Plenium | - | 12 | - | 11000 | 221 | 4.143,00 |

KUBICA CENTRALE DSCKPA 220



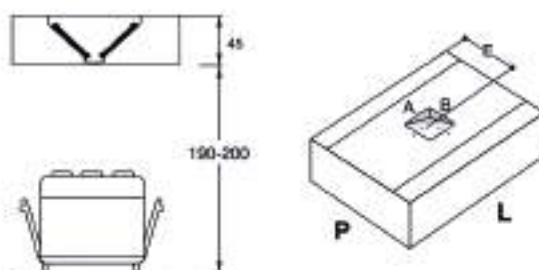
| | | | | | | | | |
|--------------|-----------|---------|-----|----|----|-------|-----|----------|
| DSCKPA 22/16 | 220 x 160 | 30 x 30 | 110 | 6 | 8 | 4400 | 112 | 2.268,00 |
| DSCKPA 22/18 | 220 x 180 | 30 x 30 | 110 | 6 | 8 | 5000 | 123 | 2.675,00 |
| DSCKPA 22/20 | 220 x 200 | 30 x 30 | 110 | 6 | 10 | 5500 | 132 | 2.782,00 |
| DSCKPA 22/22 | 220 x 220 | 30 x 30 | 110 | 8 | 10 | 6000 | 140 | 2.900,00 |
| DSCKPA 22/24 | 220 x 240 | 35 x 35 | 110 | 8 | 12 | 6600 | 148 | 3.297,00 |
| DSCKPA 22/26 | 220 x 260 | 40 x 40 | 110 | 10 | 12 | 7200 | 154 | 3.429,00 |
| DSCKPA 22/28 | 220 x 280 | 40 x 40 | 110 | 10 | 12 | 7700 | 161 | 3.557,00 |
| DSCKPA 22/30 | 220 x 300 | 40 x 40 | 110 | 10 | 12 | 8300 | 179 | 3.723,00 |
| DSCKPA 22/32 | 220 x 320 | Plenium | - | 12 | 16 | 8800 | 182 | 3.889,00 |
| DSCKPA 22/34 | 220 x 340 | Plenium | - | 12 | 16 | 9400 | 195 | 4.050,00 |
| DSCKPA 22/36 | 220 x 360 | Plenium | - | 12 | 16 | 10000 | 206 | 4.512,00 |
| DSCKPA 22/38 | 220 x 380 | Plenium | - | 12 | 20 | 10500 | 214 | 4.928,00 |
| DSCKPA 22/40 | 220 x 400 | Plenium | - | 12 | 20 | 11000 | 225 | 5.344,00 |



KUBICA CENTRALE DSCKPN 220



| | | | | | | | | |
|--------------|-----------|---------|-----|----|-------------|-------|-----|----------|
| DSCKPN 22/16 | 220 x 160 | 30 x 30 | 110 | 6 | 2 x 8 Watt | 4400 | 112 | 2.268,00 |
| DSCKPN 22/18 | 220 x 180 | 30 x 30 | 110 | 6 | 2 x 8 Watt | 5000 | 123 | 2.675,00 |
| DSCKPN 22/20 | 220 x 200 | 30 x 30 | 110 | 6 | 2 x 8 Watt | 5500 | 132 | 2.782,00 |
| DSCKPN 22/22 | 220 x 220 | 30 x 30 | 110 | 8 | 2 x 8 Watt | 6000 | 140 | 2.900,00 |
| DSCKPN 22/24 | 220 x 240 | 35 x 35 | 110 | 8 | 2 x 16 Watt | 6600 | 148 | 3.297,00 |
| DSCKPN 22/26 | 220 x 260 | 40 x 40 | 110 | 10 | 2 x 16 Watt | 7200 | 154 | 3.429,00 |
| DSCKPN 22/28 | 220 x 280 | 40 x 40 | 110 | 10 | 2 x 16 Watt | 7700 | 161 | 3.557,00 |
| DSCKPN 22/30 | 220 x 300 | 40 x 40 | 110 | 10 | 2 x 16 Watt | 8300 | 179 | 3.723,00 |
| DSCKPN 22/32 | 220 x 320 | Plenium | - | 12 | 4 x 16 Watt | 8800 | 182 | 3.889,00 |
| DSCKPN 22/34 | 220 x 340 | Plenium | - | 12 | 4 x 16 Watt | 9400 | 195 | 4.050,00 |
| DSCKPN 22/36 | 220 x 360 | Plenium | - | 12 | 4 x 16 Watt | 10000 | 206 | 4.512,00 |
| DSCKPN 22/38 | 220 x 380 | Plenium | - | 12 | 4 x 16 Watt | 10500 | 214 | 4.928,00 |
| DSCKPN 22/40 | 220 x 400 | Plenium | - | 12 | 4 x 16 Watt | 11000 | 225 | 5.344,00 |



PARETE A FLUSSO BILANCIATO

BALANCED FLOW ISLAND HOODS
ZENTRAL-INFUSIONSHAUBEN
HOTTES CENTRALES À COMPENSATION



Struttura in acciaio inox 18/10 AISI 304 satinata scotch-brite. Assemblaggio effettuato con saldatura TIG. Canalina centrale/laterale raccogli condensa con bordi ripiegati. Filtri antigrasso a labirinto in acciaio inox 18/10 AISI 304 con fori inferiori per lo scarico dei grassi. Lampade per illuminazione IP 65. Plenum immissione aria completamente coibentato.

Struktur aus Edelstahl 18/10 AISI 304 ScotchBrite satiniert. Zusammenbau mit WIG-Schweißen ausgeführt. Zentrale/seitliche Rinne zum Sammeln von Kondenswasser mit aufgebördelten Kanten. Fettfreie Labyrinth-Filter aus Edelstahl 18/10 AISI 304 mit tiefen Löchern für den Abfluss der Fette. Beleuchtungslampen IP 65. Lufteinlasskammer vollständig gedämmt.

Structure in 18/10 AISI 304 stainless steel with Scotch-brite satin finish. Assembled using the TIG welding process. Central/lateral condensation collection channel with folded edges. AISI 304 18/10 stainless steel labyrinth grease filters with grease drain holes. Lighting to IP 65 standard. Fully insulated air intake plenum chamber.

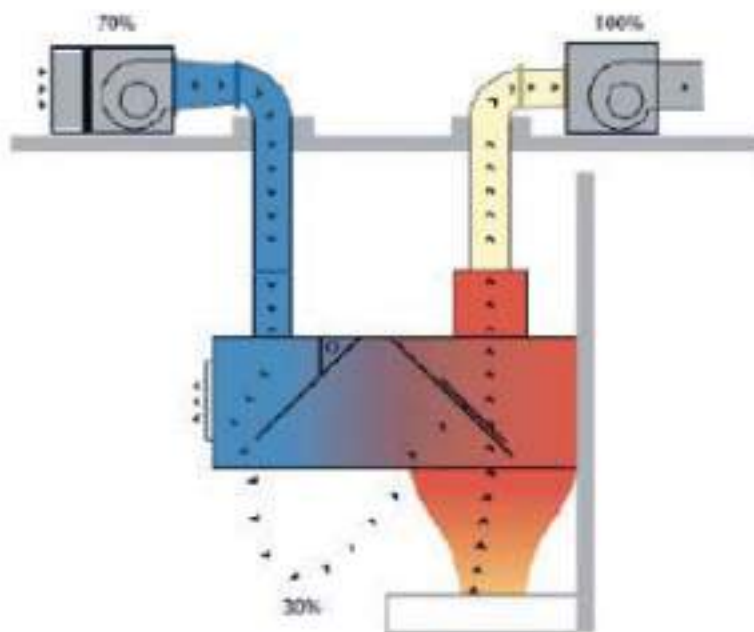
Carrosserie monobloc en acier inoxydable 18/10 AISI 304, finition scotch-brite satinée. Assemblage par soudage TIG. Rigole centrale/latérale de récupération des condensats à bords repliés. Filtres à graisse labyrinthe en acier inoxydable 18/10 AISI 304 avec perforations inférieures pour l'évacuation des graisses. Lampes pour éclairage IP 65. Plénum de reprise d'air entièrement isolé.

CAPPE HOODS / HAUBE / HOTTES

PARETE APF
profondità 110/130

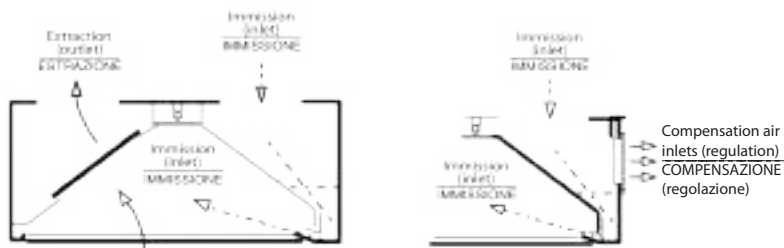


| MODELLO MODEL | DIMENSIONI DIMENSIONS | FILTRI FILTERS | LUCI LIGHTS | ESTRAZIONE OUTLET | IMMISSIONE INLET | PESO WEIGHT | PREZZO PRICE |
|------------------|--------------------------|-------------------|----------------|----------------------|---------------------|----------------|-----------------|
| | P x L cm | n° | n° | m³/h | m³/h | kg | Euro |
| APF 11/16 | 110 x 160 X 50 | 3 | 1x8 Watt | 2200 | 1500 | 80 | 3.370,00 |
| APF 11/20 | 110 x 200 X 50 | 4 | 1x8 Watt | 2800 | 2000 | 90 | 3.775,00 |
| APF 11/24 | 110 x 240 X 50 | 5 | 1x16 Watt | 3300 | 2300 | 109 | 4.194,00 |
| APF 11/28 | 110 x 280 X 50 | 6 | 1x16 Watt | 3900 | 2700 | 122 | 4.752,00 |
| APF 11/30 | 110 x 300 X 50 | 6 | 1x16 Watt | 4100 | 2900 | 132 | 5.311,00 |
| APF 11/32 | 110 x 320 X 50 | 6 | 2x16 Watt | 4400 | 3000 | 142 | 5.591,00 |
| APF 11/36 | 110 x 360 X 50 | 8 | 2x16 Watt | 5000 | 3500 | 160 | 5.871,00 |
| APF 11/40 | 110 x 400 X 50 | 8 | 2x16 Watt | 5500 | 3800 | 175 | 6.430,00 |
| <hr/> | | | | | | | |
| APF 13/16 | 130 x 160 X 50 | 3 | 1x8 Watt | 2600 | 1800 | 100 | 3.789,00 |
| APF 13/20 | 130 x 200 X 50 | 4 | 1x8 Watt | 3200 | 2200 | 110 | 4.194,00 |
| APF 13/24 | 130 x 240 X 50 | 5 | 1x16 Watt | 4000 | 2800 | 133 | 4.614,00 |
| APF 13/28 | 130 x 280 X 50 | 6 | 1x16 Watt | 4600 | 3200 | 148 | 5.210,00 |
| APF 13/30 | 130 x 300 X 50 | 6 | 1x16 Watt | 4900 | 3400 | 160 | 5.960,00 |
| APF 13/32 | 130 x 320 X 50 | 6 | 2x16 Watt | 5200 | 3600 | 172 | 6.556,00 |
| APF 13/36 | 130 x 360 X 50 | 8 | 2x16 Watt | 5900 | 4100 | 194 | 6.989,00 |
| APF 13/40 | 130 x 400 X 50 | 8 | 2x16 Watt | 6500 | 4550 | 213 | 7.552,00 |



Per versione con bocchette di compensazione aggiungere 10%

For models with compensation air inlets, add 10% supplement



CENTRALI A FLUSSO BILANCIATO

BALANCED FLOW ISLAND HOODS
ZENTRAL-INFUSIONSHAUBEN
HOTTES CENTRALES À COMPENSATION



Struttura in acciaio inox 18/10 AISI 304 satinata scotch-brite. Assemblaggio effettuato con saldatura TIG. Canalina centrale/laterale raccogli condensa con bordi ripiegati. Filtri antigrasso a labirinto in acciaio inox 18/10 AISI 304 con fori inferiori per lo scarico dei grassi. Lampade per illuminazione IP 65. Plenum immissione aria completamente coibentato.

Struktur aus Edelstahl 18/10 AISI 304 ScotchBrite satiniert. Zusammenbau mit WIG-Schweißen ausgeführt. Zentrale/seitliche Rinne zum Sammeln von Kondenswasser mit aufgebördelten Kanten. Fettfreie Labyrinth-Filter aus Edelstahl 18/10 AISI 304 mit tiefen Löchern für den Abfluss der Fette. Beleuchtungslampen IP 65. Lufteinlasskammer vollständig gedämmt.

Structure in 18/10 AISI 304 stainless steel with Scotch-brite satin finish. Assembled using the TIG welding process. Central/lateral condensation collection channel with folded edges. AISI 304 18/10 stainless steel labyrinth grease filters with grease drain holes. Lighting to IP 65 standard. Fully insulated air intake plenum chamber.

Carrosserie monobloc en acier inoxydable 18/10 AISI 304, finition scotch-brite satinée. Assemblage par soudage TIG. Rigole centrale/latérale de récupération des condensats à bords repliés. Filtres à graisse labyrinthe en acier inoxydable 18/10 AISI 304 avec perforations inférieures pour l'évacuation des graisses. Lampes pour éclairage IP 65. Plénum de reprise d'air entièrement isolé.

CAPPE HOODS / HAUBE / HOTTES

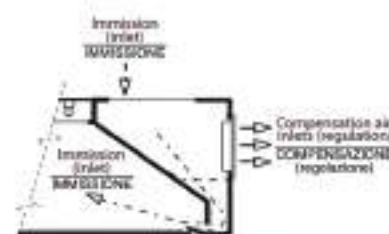
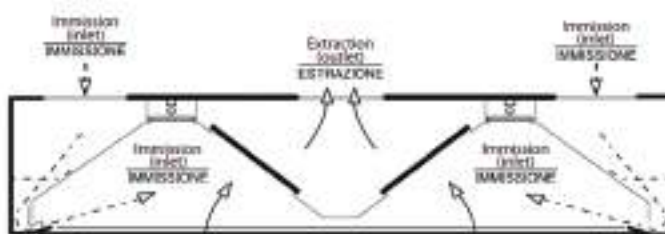
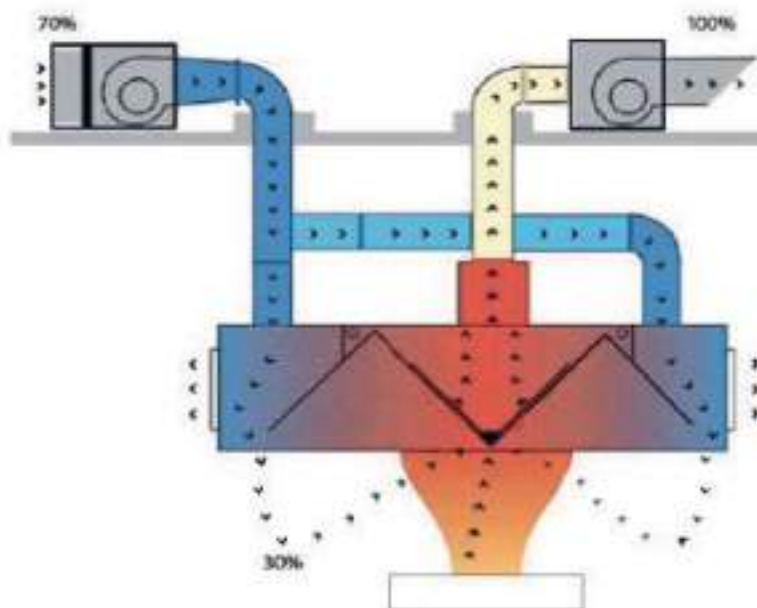
CENTRALE ACF
profondità 180*/220*/260*



| MODELLO MODEL | DIMENSIONI DIMENSIONS | FILTRI FILTERS | LUCI LIGHTS | ESTRAZIONE OUTLET | IMMISSIONE INLET | PESO WEIGHT | PREZZO PRICE |
|------------------|--------------------------|-------------------|----------------|----------------------|---------------------|----------------|-----------------|
| | P x L cm | n° | n° | m³/h | m³/h | kg | Euro |
| ACF 18/20 | 180 x 200 X 50 | 6 | 2x8 Watt | 4500 | 3100 | 103 | 7.924,00 |
| ACF 18/24 | 180 x 240 X 50 | 8 | 2x16 Watt | 5400 | 3700 | 119 | 9.148,00 |
| ACF 18/28 | 180 x 280 X 50 | 10 | 2x16 Watt | 6300 | 4400 | 137 | 10.368,00 |
| ACF 18/30 | 180 x 300 X 50 | 10 | 2x16 Watt | 7200 | 5000 | 148 | 11.088,00 |
| ACF 18/32* | 180 x 320 X 50 | 12 | 4x16 Watt | 7200 | 5000 | 157 | 12.059,00 |
| ACF 18/36* | 180 x 360 X 50 | 12 | 4x16 Watt | 8000 | 5600 | 163 | 12.808,00 |
| ACF 18/40* | 180 x 400 X 50 | 12 | 4x16 Watt | 9000 | 6300 | 178 | 13.860,00 |
| ACF 22/20 | 220 x 200 X 50 | 6 | 2x8 Watt | 5400 | 3700 | 190 | 8.615,00 |
| ACF 22/24 | 220 x 240 X 50 | 8 | 2x16 Watt | 6600 | 4600 | 218 | 9.225,00 |
| ACF 22/28 | 220 x 280 X 50 | 10 | 2x16 Watt | 7700 | 5400 | 244 | 10.419,00 |
| ACF 22/30 | 220 x 300 X 50 | 10 | 2x16 Watt | 8300 | 5800 | 264 | 11.588,00 |
| ACF 22/32* | 220 x 320 X 50 | 12 | 4x16 Watt | 8800 | 6200 | 284 | 12.197,00 |
| ACF 22/36* | 220 x 360 X 50 | 12 | 4x16 Watt | 10000 | 7000 | 320 | 12.890,00 |
| ACF 22/40* | 220 x 400 X 50 | 12 | 4x16 Watt | 11000 | 7700 | 350 | 14.028,00 |
| ACF 26/20 | 260 x 200 X 50 | 6 | 2x8 Watt | 6500 | 4550 | 240 | 8.813,00 |
| ACF 26/24 | 260 x 240 X 50 | 8 | 2x16 Watt | 7800 | 5400 | 266 | 9.606,00 |
| ACF 26/28 | 260 x 280 X 50 | 10 | 2x16 Watt | 9000 | 6800 | 296 | 10.511,00 |
| ACF 26/30 | 260 x 300 X 50 | 10 | 2x16 Watt | 10000 | 7000 | 320 | 11.689,00 |
| ACF 26/32* | 260 x 320 X 50 | 12 | 4x16 Watt | 10000 | 7000 | 344 | 12.858,00 |
| ACF 26/36* | 260 x 360 X 50 | 12 | 4x16 Watt | 11800 | 8200 | 388 | 13.976,00 |
| ACF 26/40* | 260 x 400 X 50 | 12 | 4x16 Watt | 13000 | 9100 | 426 | 15.095,00 |

*Nota:

ACF 180, 220 e 260 costruite in n.2 pezzi
 ACF 180, 220 and 260 made in n.2 ps
 ACF 180, 220 und 260 in zwei teilen gefertigt
 ACF 180, 220 et 260 construit en deux parties



Per versione con bocchette di compensazione aggiungere 10%

For models with compensation air inlets, add 10% supplement

VENTILATORI CENTRIFUGHI CASSONATI ECZ

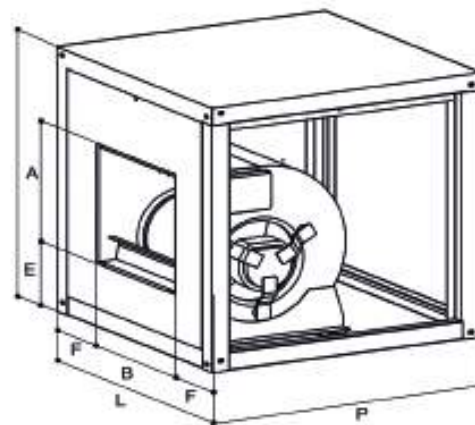
ENCASED CENTRIFUGAL FANS
KASTEN-RADIALVENTILATOREN
CAISSONS AVEC VENTILATEURS CENTRIFUGES

Ventilatore centrifugo cassonato a doppia aspirazione con motore direttamente accoppiato alla girante (pale avanti). Pannellatura in lamiera zincata con rivestimento interno fonoassorbente, autoestinguente.

Double suction encased centrifugal fan with motor coupled directly to the impeller (forward blades) through. Galvanised steel sheet panels lined with soundproof self-extinguishing material.

Kasten-Radialventilator mit doppeltem Absaugen und dem Motor direkt an das Laufrad verbunden (Flügel vorne). Verschalung aus feuerverzinktem Blech mit innerer, schallschluckender Verkleidung, selbstlöschend.

Caisson ventilateur centrifuge à double aspiration avec accouplement direct moteur-hélice (pales avant). Panneau en tôle galvanisée avec insonorisation phonique par revêtement interne autoextinguible.

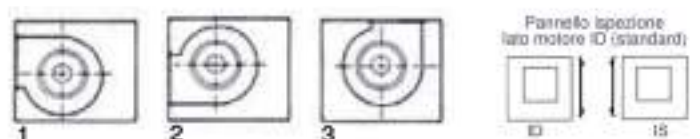


| MODELLO MODEL | m ³ /h | HST H ₂ O | dB | rpm | RATING | RATING ABSORBED | Volt | Amp | L | P | H | A | B | E | F | kg | PREZZO PRICE |
|------------------|-------------------|-------------------------|----|------|--------|--------------------|------|------|-----|-----|-----|-----|-----|-----|-----|-----|-----------------|
| | | | | | kW | kW | | | mm | mm | mm | mm | mm | mm | mm | | Euro |
| ECZ 7/7-6 | 1000 | 8 | 44 | 900 | 0,06 | 0,20 | 230 | 0,9 | 500 | 500 | 500 | 200 | 233 | 150 | 133 | 24 | 812,00 |
| ECZ 7/7-4 | 1250 | 16 | 50 | 1400 | 0,14 | 0,45 | 230 | 2 | 500 | 500 | 500 | 200 | 233 | 150 | 133 | 24 | 812,00 |
| ECZ 9/7-6 | 2000 | 15 | 48 | 900 | 0,14 | 0,45 | 230 | 2 | 500 | 500 | 500 | 267 | 238 | 142 | 130 | 28 | 887,00 |
| ECZ 9/7-4 | 2500 | 30 | 55 | 1400 | 0,36 | 1,2 | 230 | 5,3 | 500 | 500 | 500 | 267 | 238 | 142 | 130 | 28 | 887,00 |
| ECZ 9/9-6 | 2200 | 16 | 51 | 900 | 0,24 | 0,52 | 230 | 2,7 | 600 | 600 | 600 | 255 | 298 | 151 | 151 | 33 | 1.022,00 |
| ECZ 9/9-4 | 2800 | 26 | 56 | 1400 | 0,36 | 1,35 | 230 | 5,9 | 600 | 600 | 600 | 255 | 298 | 151 | 151 | 33 | 1.022,00 |
| ECZ 10/8-6 | 2400 | 16 | 51 | 900 | 0,24 | 0,7 | 230 | 3,1 | 600 | 600 | 600 | 300 | 276 | 198 | 162 | 35 | 1.128,00 |
| ECZ 10/8-4 | 3000 | 24 | 52 | 1400 | 0,55 | 1,8 | 230 | 7,9 | 600 | 600 | 600 | 300 | 276 | 198 | 162 | 35 | 1.128,00 |
| ECZ 10/10-6 | 3000 | 14 | 51 | 900 | 0,24 | 0,8 | 230 | 3,5 | 600 | 600 | 600 | 300 | 344 | 198 | 128 | 36 | 1.158,00 |
| ECZ 10/10-4 | 3500 | 37 | 56 | 1400 | 0,55 | 2,2 | 230 | 10,2 | 600 | 600 | 600 | 300 | 344 | 198 | 128 | 36 | 1.158,00 |
| ECZ 12/12-6 A-M | 4500 | 23 | 55 | 900 | 0,55 | 1,8 | 230 | 7,9 | 750 | 750 | 750 | 355 | 410 | 215 | 170 | 67 | 1.502,00 |
| ECZ 12/12-6-T* | 7000 | 18 | 56 | 900 | 1,1 | 3 | 400 | 11 | 750 | 750 | 750 | 355 | 410 | 215 | 170 | 82 | 1.609,00 |
| ECZ 15/15-6-T* | 10000 | 25 | 58 | 900 | 2,2 | 3,3 | 400 | 12 | 900 | 900 | 900 | 414 | 484 | 259 | 208 | 102 | 2.088,00 |

* Trifase - Three Phase - Dreiphasige - Triphasées

Temperatura 70°C (Classe F)

Serie ECZ posizione 1 standard



VENTILATORI CENTRIFUGHI CASSONATI ECM

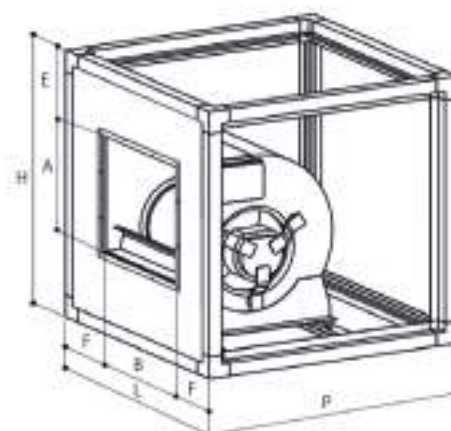
ENCASED CENTRIFUGAL FANS
KASTEN-RADIALVENTILATOREN
CAISSONS AVEC VENTILATEURS CENTRIFUGES

Ventilatore centrifugo cassonato a doppia aspirazione con motore direttamente accoppiato alla girante (pale avanti). Telaio in profilato di alluminio, doppia pannellatura in lamiera zincata all'interno e acciaio inossidabile all'esterno. Su richiesta regolatore di velocità RED10A o REM10A. Doppio pannello.

Encased double-suction centrifugal fan with motor directly coupled to the impeller (forward blades). Frame in aluminium profiles, sandwich panels with galvanised steel plate inside and stainless steel outside. RED10A or REM10A speed controller available on request. Double panel.

Kasten-Radialventilator mit doppeltem Absaugen und dem Motor direkt an das Laufrad verbunden (Flügel vorne). Rahmen aus Aluminiumprofil, doppelte Verschalung, innen aus feuerverzinktem Blech und außen aus Edelstahl. Auf Anfrage Geschwindigkeitsregler RED10A oder REM10A. Doppelverkleidung.

Caisson avec ventilateur centrifuge à double aspiration avec accouplement direct moteur-hélice (pales avant). Châssis aluminium en profilés, coffrage en tôle galvanisée à l'intérieur et en acier inoxydable à l'extérieur. Sur demande: régulateur de vitesse RED10A ou REM10A. Double panneau.

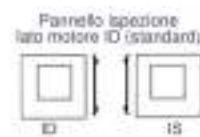
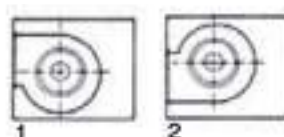


| MODELLO MODEL | m³/h | HST H₂O | dB | rpm | RATING | RATING ABSORBED | Volt | Amp | L | P | H | A | B | E | F | kg | PREZZO PRICE |
|------------------|-------|------------|----|------|--------|--------------------|------|------|-----|-----|-----|-----|-----|-----|-----|-----|-----------------|
| | | | | | kW | kW | | | mm | mm | mm | mm | mm | mm | mm | | Euro |
| ECM 7/7-6 | 1000 | 8 | 41 | 900 | 0,06 | 0,20 | 230 | 0,6 | 500 | 500 | 500 | 215 | 244 | 165 | 128 | 24 | 1.008,00 |
| ECM 7/7-4 | 1250 | 16 | 47 | 1400 | 0,14 | 0,45 | 230 | 1,5 | 500 | 500 | 500 | 200 | 233 | 185 | 133 | 24 | 1.016,00 |
| ECM 9/7-6 | 2000 | 15 | 45 | 900 | 0,14 | 0,45 | 230 | 1,5 | 500 | 500 | 500 | 275 | 244 | 170 | 128 | 28 | 1.052,00 |
| ECM 9/7-4 | 2500 | 30 | 52 | 1400 | 0,36 | 1,2 | 230 | 3,2 | 500 | 500 | 500 | 275 | 244 | 170 | 128 | 28 | 1.109,00 |
| ECM 9/9-6 | 2200 | 16 | 48 | 900 | 0,24 | 0,52 | 230 | 2,7 | 600 | 600 | 600 | 275 | 310 | 175 | 145 | 33 | 1.209,00 |
| ECM 9/9-4 | 2800 | 26 | 53 | 1400 | 0,36 | 1,35 | 230 | 3,2 | 600 | 600 | 600 | 275 | 310 | 175 | 145 | 33 | 1.262,00 |
| ECM 10/8-6 | 2400 | 16 | 48 | 900 | 0,24 | 0,7 | 230 | 2,7 | 600 | 600 | 600 | 300 | 276 | 198 | 162 | 35 | 1.262,00 |
| ECM 10/8-4 | 3000 | 24 | 49 | 1400 | 0,55 | 1,8 | 230 | 5,0 | 600 | 600 | 600 | 300 | 276 | 198 | 162 | 35 | 1.401,00 |
| ECM 10/10-6 | 3000 | 14 | 48 | 900 | 0,24 | 0,8 | 230 | 2,7 | 600 | 600 | 600 | 300 | 344 | 198 | 128 | 36 | 1.272,00 |
| ECM 10/10-4 | 3500 | 37 | 53 | 1400 | 0,55 | 2,2 | 230 | 10,2 | 600 | 600 | 600 | 300 | 344 | 198 | 128 | 36 | 1.405,00 |
| ECM 12/12-6 A-M | 4500 | 23 | 52 | 900 | 0,55 | 1,8 | 230 | 3,8 | 750 | 750 | 750 | 355 | 410 | 215 | 170 | 67 | 1.945,00 |
| ECM 12/12-6-T* | 7000 | 18 | 53 | 900 | 1,1 | 3 | 400 | 5,7 | 750 | 750 | 750 | 355 | 410 | 215 | 170 | 82 | 2.088,00 |
| ECM 15/15-6-T* | 10000 | 25 | 55 | 900 | 2,2 | 3,3 | 400 | 7,0 | 900 | 900 | 900 | 414 | 484 | 259 | 208 | 102 | 2.749,00 |

* Trifase - Three Phase - Dreiphasige - Triphasée

Temperatura 70°C (Classe F)

Serie ECM posizione 1 standard



VENTILATORI CENTRIFUGHI CASSONATI TRASMISSIONE ECT

ENCASED CENTRIFUGAL FANS

KASTEN-RADIALVENTILATOREN

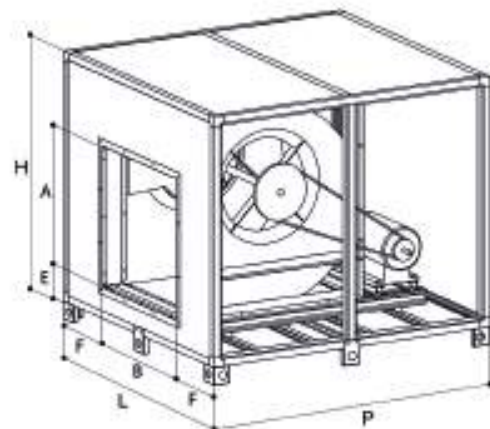
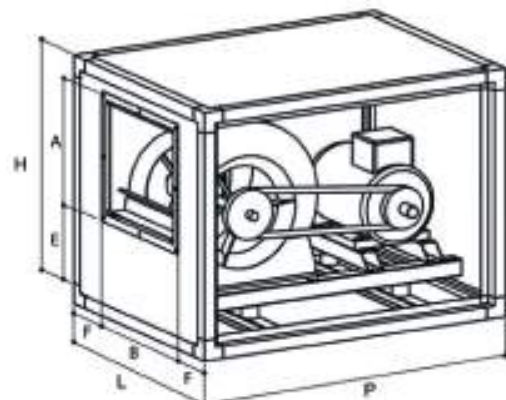
CAISSONS VENTILATEURS CENTRIFUGES AVEC TRANSMISSION

Ventilatore centrifugo cassettonato a doppia aspirazione con motore direttamente accoppiato alla girante (pale avanti) tramite pulegge e cinghie. Telaio in profilato di alluminio, doppia pannellatura in lamiera zincata all'interno e acciaio inossidabile all'esterno, autoestinguento. Doppio pannello.

Encased double-suction centrifugal fan with motor directly coupled to the impeller (forward blades) through pulleys and belts. Frame in aluminium profiles, sandwich panels with galvanised steel plate inside and stainless steel outside. Double panel.

Kasten-Radialventilator mit doppeltem Absaugen und dem Motor direkt an das Laufrad verbunden (Flügel vorne) mittels Riemenscheiben und Riemen. Rahmen aus Aluminiumprofil, doppelte Verschalung innen aus feuerverzinktem Blech und außen aus Edelstahl, selbstlöschend. Double-Panel.

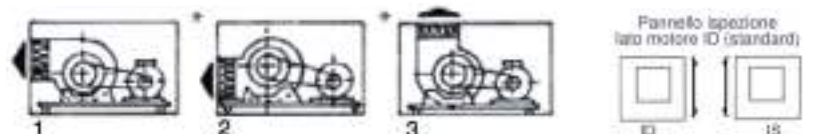
Caisson ventilateur centrifuge à double aspiration avec accouplement direct moteur-hélice (pales avant), transmission par poulies et courroies. Châssis aluminium en profilés, coffrage en tôle galvanisée à l'intérieur et en acier inoxydable à l'extérieur. Double panneau.



* Le misure potrebbero variare di poco in base al fornitore dei ventilatori. Contattare l'azienda per maggiori informazioni.

Temperatura -20°C / 60°C motore 4 p. - 230/400 V - 50 Hz - 3 F - IP 54

Serie ECT posizione 1 standard



VENTILATORI CENTRIFUGHI CASSONATI TRASMISSIONE ECT

ENCASED CENTRIFUGAL FANS

KASTEN-RADIALVENTILATOREN

CAISSONS VENTILATEURS CENTRIFUGES AVEC TRANSMISSION

| MODELLO MODEL | m³/h | HST H ₂ O | dB | rpm | kW | L | P | H | A | B | E | F | kg | PREZZO PRICE |
|------------------|-------|-------------------------|----|------|------|------|------|------|-----|-----|-----|-----|-----|-----------------|
| | | | | | | mm | mm | mm | mm | mm | mm | mm | | Euro |
| ECT 9/9 A1 | 2000 | 30 | 62 | 1300 | 0,37 | 600 | 800 | 600 | 275 | 310 | 248 | 145 | 38 | 1.687,00 |
| ECT 9/9 A2 | 2000 | 40 | 65 | 1440 | 0,55 | 600 | 800 | 600 | 275 | 310 | 248 | 145 | 39 | 1.886,00 |
| ECT 9/9 B1 | 2500 | 30 | 62 | 1260 | 0,55 | 600 | 800 | 600 | 275 | 310 | 248 | 145 | 39 | 1.735,00 |
| ECT 9/9 B2 | 2500 | 40 | 67 | 1450 | 0,75 | 600 | 800 | 600 | 275 | 310 | 248 | 145 | 40 | 2.035,00 |
| ECT 9/9 C1 | 3000 | 30 | 63 | 1250 | 0,55 | 600 | 800 | 600 | 275 | 310 | 248 | 145 | 39 | 1.758,00 |
| ECT 9/9 C2 | 3000 | 40 | 68 | 1500 | 0,75 | 600 | 800 | 600 | 275 | 310 | 248 | 145 | 40 | 1.968,00 |
| ECT 10/8 A1 | 3500 | 50 | 69 | 1430 | 1,5 | 620 | 800 | 620 | 300 | 276 | 258 | 172 | 58 | 1.966,00 |
| ECT 10/8 A2 | 3500 | 60 | 69 | 1700 | 1,5 | 620 | 800 | 620 | 300 | 276 | 258 | 172 | 58 | 1.996,00 |
| ECT 10/8 B1 | 4000 | 50 | 72 | 1450 | 1,5 | 620 | 800 | 620 | 300 | 276 | 258 | 172 | 58 | 1.966,00 |
| ECT 10/8 B2 | 4000 | 60 | 72 | 1600 | 1,5 | 620 | 800 | 620 | 300 | 276 | 258 | 172 | 58 | 1.996,00 |
| ECT 10/10 A1 | 3500 | 30 | 63 | 1060 | 0,75 | 620 | 800 | 620 | 300 | 340 | 258 | 140 | 46 | 1.770,00 |
| ECT 10/10 A2 | 3500 | 40 | 67 | 1260 | 1,1 | 620 | 800 | 620 | 300 | 340 | 258 | 140 | 47 | 2.111,00 |
| ECT 10/10 B1 | 4000 | 30 | 65 | 1080 | 1,1 | 620 | 800 | 620 | 300 | 340 | 258 | 140 | 47 | 1.770,00 |
| ECT 10/10 B2 | 4000 | 40 | 68 | 1240 | 1,1 | 620 | 800 | 620 | 300 | 340 | 258 | 140 | 47 | 2.111,00 |
| ECT 10/10 C1 | 4500 | 30 | 68 | 1090 | 1,1 | 620 | 800 | 620 | 300 | 340 | 258 | 140 | 47 | 1.833,00 |
| ECT 10/10 C2 | 4500 | 40 | 70 | 1290 | 1,5 | 620 | 800 | 620 | 300 | 340 | 258 | 140 | 59 | 2.111,00 |
| ECT 12/9 A1 | 5000 | 50 | 68 | 1200 | 1,5 | 750 | 900 | 750 | 355 | 320 | 296 | 215 | 84 | 2.262,00 |
| ECT 12/9 A2 | 5000 | 60 | 68 | 1250 | 1,5 | 750 | 900 | 750 | 355 | 320 | 296 | 215 | 84 | 2.262,00 |
| ECT 12/9 B1 | 6000 | 50 | 70 | 1150 | 2,2 | 750 | 900 | 750 | 355 | 320 | 296 | 215 | 85 | 2.479,00 |
| ECT 12/9 B2 | 6000 | 60 | 70 | 1200 | 2,2 | 750 | 900 | 750 | 355 | 320 | 296 | 215 | 85 | 2.479,00 |
| ECT 12/12 A1 | 5000 | 30 | 62 | 850 | 1,1 | 750 | 900 | 750 | 355 | 410 | 296 | 170 | 83 | 2.224,00 |
| ECT 12/12 A2 | 5000 | 40 | 66 | 1040 | 1,5 | 750 | 900 | 750 | 355 | 410 | 296 | 170 | 85 | 2.287,00 |
| ECT 12/12 B1 | 6000 | 30 | 65 | 830 | 1,1 | 750 | 900 | 750 | 355 | 410 | 296 | 170 | 83 | 2.253,00 |
| ECT 12/12 B2 | 6000 | 40 | 68 | 1000 | 1,5 | 750 | 900 | 750 | 355 | 410 | 296 | 170 | 85 | 2.299,00 |
| ECT 12/12 C1 | 7000 | 30 | 67 | 820 | 1,1 | 750 | 900 | 750 | 355 | 410 | 296 | 170 | 83 | 2.283,00 |
| ECT 12/12 C2 | 7000 | 40 | 69 | 1050 | 2,2 | 750 | 900 | 750 | 355 | 410 | 296 | 170 | 86 | 2.479,00 |
| ECT 15/11 A1 | 7000 | 50 | 72 | 1000 | 2,2 | 900 | 1000 | 900 | 414 | 384 | 349 | 258 | 111 | 3.091,00 |
| ECT 15/11 A2 | 7000 | 60 | 74 | 1140 | 3 | 900 | 1000 | 900 | 414 | 384 | 349 | 258 | 112 | 3.218,00 |
| ECT 15/11 B1 | 8000 | 50 | 73 | 1000 | 3 | 900 | 1000 | 900 | 414 | 384 | 349 | 258 | 112 | 3.230,00 |
| ECT 15/11 B2 | 8000 | 60 | 75 | 1100 | 3 | 900 | 1000 | 900 | 414 | 384 | 349 | 258 | 112 | 3.304,00 |
| ECT 15/15 A1 | 8000 | 30 | 63 | 700 | 1,5 | 900 | 1000 | 900 | 414 | 484 | 349 | 208 | 110 | 2.810,00 |
| ECT 15/15 A2 | 8000 | 40 | 68 | 830 | 2,2 | 900 | 1000 | 900 | 414 | 484 | 349 | 208 | 112 | 3.091,00 |
| ECT 15/15 B1 | 9000 | 30 | 66 | 720 | 1,5 | 900 | 1000 | 900 | 414 | 484 | 349 | 208 | 110 | 2.810,00 |
| ECT 15/15 B2 | 9000 | 40 | 69 | 810 | 2,2 | 900 | 1000 | 900 | 414 | 484 | 349 | 208 | 112 | 3.091,00 |
| ECT 15/15 C1 | 10000 | 30 | 68 | 700 | 2,2 | 900 | 1000 | 900 | 414 | 484 | 349 | 208 | 112 | 3.154,00 |
| ECT 15/15 C2 | 10000 | 40 | 69 | 800 | 3 | 900 | 1000 | 900 | 414 | 484 | 349 | 208 | 113 | 3.425,00 |
| ECT 18/18 A1 | 11000 | 30 | 67 | 640 | 2,2 | 1000 | 1200 | 1000 | 492 | 570 | 423 | 215 | 110 | 3.335,00 |
| ECT 18/18 A2 | 11000 | 40 | 69 | 770 | 3 | 1000 | 1200 | 1000 | 492 | 570 | 423 | 215 | 116 | 3.650,00 |
| ECT 18/18 B1 | 13000 | 30 | 68 | 620 | 3 | 1000 | 1200 | 1000 | 492 | 570 | 423 | 215 | 115 | 3.680,00 |
| ECT 18/18 B2 | 13000 | 40 | 70 | 730 | 3 | 1000 | 1200 | 1000 | 492 | 570 | 423 | 215 | 116 | 3.650,00 |
| ECT 18/18 C1 | 15000 | 30 | 72 | 600 | 3 | 1000 | 1200 | 1000 | 492 | 570 | 423 | 215 | 116 | 3.680,00 |
| ECT 18/18 C2 | 15000 | 40 | 73 | 700 | 4 | 1000 | 1200 | 1000 | 492 | 570 | 423 | 215 | 117 | 3.860,00 |
| ECT 500 A1 | 15000 | 25 | 63 | 581 | 3 | 1200 | 1500 | 1200 | 650 | 650 | 140 | 275 | 240 | 6.452,00 |
| ECT 500 A2 | 15000 | 35 | 67 | 662 | 4 | 1200 | 1500 | 1200 | 650 | 650 | 140 | 275 | 244 | 6.738,00 |
| ECT 500 B1 | 17000 | 25 | 69 | 606 | 4 | 1200 | 1500 | 1200 | 650 | 650 | 140 | 275 | 244 | 6.743,00 |
| ECT 500 B2 | 17000 | 35 | 69 | 680 | 5,5 | 1200 | 1500 | 1200 | 650 | 650 | 140 | 275 | 250 | 7.044,00 |
| ECT 560 A1 | 18000 | 25 | 67 | 510 | 4 | 1400 | 1600 | 1300 | 730 | 730 | 465 | 335 | 294 | 7.248,00 |
| ECT 560 A2 | 18000 | 35 | 68 | 584 | 5,5 | 1400 | 1600 | 1300 | 730 | 730 | 465 | 335 | 300 | 7.549,00 |
| ECT 560 B1 | 21000 | 25 | 70 | 534 | 5,5 | 1400 | 1600 | 1300 | 730 | 730 | 465 | 335 | 300 | 7.568,00 |
| ECT 560 B2 | 21000 | 35 | 70 | 601 | 5,5 | 1400 | 1600 | 1300 | 730 | 730 | 465 | 335 | 300 | 7.568,00 |
| ECT 630 A1 | 24000 | 25 | 65 | 440 | 5,5 | 1600 | 1700 | 1400 | 800 | 800 | 166 | 400 | 372 | 9.250,00 |
| ECT 630 A2 | 24000 | 35 | 67 | 507 | 5,5 | 1600 | 1700 | 1400 | 800 | 800 | 166 | 400 | 372 | 9.250,00 |
| ECT 630 B1 | 27000 | 25 | 67 | 455 | 5,5 | 1600 | 1700 | 1400 | 800 | 800 | 166 | 400 | 372 | 9.310,00 |
| ECT 630 B2 | 27000 | 35 | 69 | 516 | 7,5 | 1600 | 1700 | 1400 | 800 | 800 | 166 | 400 | 390 | 9.761,00 |
| ECT 710 A1 | 30000 | 25 | 65 | 400 | 5,5 | 1700 | 1800 | 1500 | 910 | 910 | 160 | 395 | 450 | 11.412,00 |
| ECT 710 A2 | 30000 | 35 | 67 | 458 | 7,5 | 1700 | 1800 | 1500 | 910 | 910 | 160 | 395 | 460 | 11.638,00 |
| ECT 710 B1 | 33000 | 25 | 67 | 419 | 7,5 | 1700 | 1800 | 1500 | 910 | 910 | 160 | 395 | 460 | 11.638,00 |
| ECT 710 B2 | 33000 | 30 | 68 | 439 | 7,5 | 1700 | 1800 | 1500 | 910 | 910 | 160 | 395 | 460 | 11.682,00 |

VENTILATORI CENTRIFUGHI CASSONATI TRASMISSIONE A 2 VELOCITÀ ECTD

ENCASED TWO-SPEED CENTRIFUGAL FANS

KASTEN-RADIALVENTILATOREN MIT ZWEI DREHZAHLEN

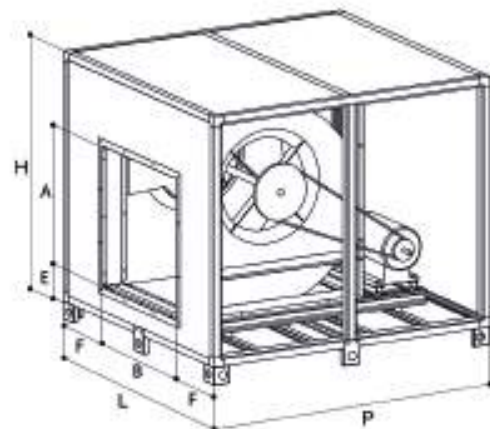
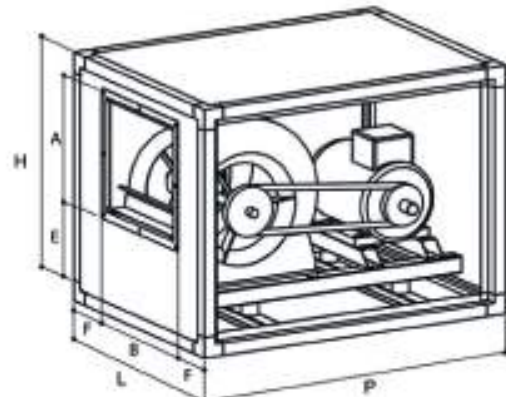
CAISSONS VENTILATEURS CENTRIFUGES AVEC TRANSMISSION À DEUX VITESSES

Ventilatore centrifugo cassonato a doppia aspirazione con motore direttamente accoppiato alla girante (pale avanti) tramite pulegge e cinghie. Telaio in profilato di alluminio, doppia pannellatura in lamiera zincata all'interno e acciaio inossidabile all'esterno, autoestinguente. Doppio pannello.

Encased double-suction centrifugal fan with motor directly coupled to the impeller (forward blades) through pulleys and belts. Frame in aluminium profiles, sandwich panels with galvanised steel plate inside and stainless steel outside. Double panel.

Kasten-Radialventilator mit doppeltem Absaugen und dem Motor direkt an das Laufrad verbunden (Flügel vorne) mittels Riemenscheiben und Riemen. Rahmen aus Aluminiumprofil, doppelte Verschalung innen aus feuerverzinktem Blech und außen aus Edelstahl, selbstlöschend. Double-Panel.

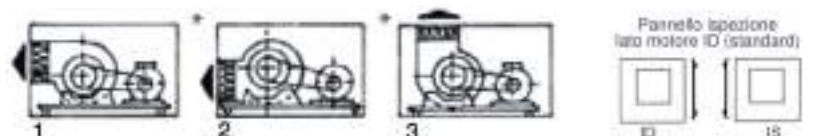
Caisson ventilateur centrifuge à double aspiration avec accouplement direct moteur-hélice (pales avant), transmission par poulies et courroies. Châssis aluminium en profilés, coffrage en tôle galvanisée à l'intérieur et en acier inoxydable à l'extérieur. Double panneau.



* Le misure potrebbero variare di poco in base al fornitore dei ventilatori. Contattare l'azienda per maggiori informazioni.

Temperatura -20°C / 60°C motore 4 p. - 230/400 V - 50 Hz - 3 F - IP 54

Serie ECTD posizione 1 standard



VENTILATORI CENTRIFUGHI CASSONATI TRASMISSIONE A 2 VELOCITÀ ECTD

ENCASED TWO-SPEED CENTRIFUGAL FANS
 KASTEN-RADIALVENTILATOREN MIT ZWEI DREHZAHLEN
 CAISSONS VENTILATEURS CENTRIFUGES AVEC TRANSMISSION À DEUX VITESSES

| MODELLO MODEL | m³/h | HST H ₂ O | dB | rpm | kW | L | P | H | A | B | E | F | kg | PREZZO PRICE |
|------------------|-------------|-------------------------|---------|-----------|-----------|------|------|------|-----|-----|-----|-----|-----|-----------------|
| | max/min | max/min | max/min | max/min | max/min | mm | mm | mm | mm | mm | mm | mm | | Euro |
| ECTD 9/9 A1 | 2000/1338 | 30/14 | 62/49 | 1300/870 | 0,37/0,12 | 600 | 800 | 600 | 275 | 310 | 248 | 145 | 39 | 1.968,00 |
| ECTD 9/9 A2 | 2000/1317 | 40/18 | 65/52 | 1440/948 | 0,55/0,18 | 600 | 800 | 600 | 275 | 310 | 248 | 145 | 40 | 2.029,00 |
| ECTD 9/9 B1 | 2500/1646 | 30/15 | 62/51 | 1260/830 | 0,55/0,18 | 600 | 800 | 600 | 275 | 310 | 248 | 145 | 40 | 2.043,00 |
| ECTD 9/9 B2 | 2500/1673 | 40/17 | 67/52 | 1450/970 | 0,81/0,28 | 600 | 800 | 600 | 275 | 310 | 248 | 145 | 41 | 2.088,00 |
| ECTD 9/9 C1 | 3000/1975 | 30/15 | 63/54 | 1250/823 | 0,55/0,18 | 600 | 800 | 600 | 275 | 310 | 248 | 145 | 40 | 2.029,00 |
| ECTD 9/9 C2 | 3000/2007 | 40/21 | 68/58 | 1500/1004 | 0,81/0,28 | 600 | 800 | 600 | 275 | 310 | 248 | 145 | 41 | 2.116,00 |
| ECTD 10/8 A1 | 3500/2325 | 50/23 | 69/59 | 1430/950 | 1,7/0,6 | 620 | 800 | 620 | 300 | 276 | 258 | 172 | 59 | 2.412,00 |
| ECTD 10/8 A2 | 3500/2325 | 60/30 | 69/59 | 1700/1129 | 1,7/0,6 | 620 | 800 | 620 | 300 | 276 | 258 | 172 | 59 | 2.419,00 |
| ECTD 10/8 B1 | 4000/2657 | 50/24 | 72/62 | 1450/963 | 1,7/0,6 | 620 | 800 | 620 | 300 | 276 | 258 | 172 | 59 | 2.442,00 |
| ECTD 10/8 B2 | 4000/2657 | 60/31 | 72/62 | 1600/1063 | 1,7/0,6 | 620 | 800 | 620 | 300 | 276 | 258 | 172 | 59 | 2.449,00 |
| ECTD 10/10 A1 | 3500/2342 | 30/16 | 63/53 | 1060/709 | 0,81/0,28 | 620 | 800 | 620 | 300 | 340 | 258 | 140 | 47 | 2.524,00 |
| ECTD 10/10 A2 | 3500/2342 | 40/20 | 67/58 | 1260/843 | 1,1/0,37 | 620 | 800 | 620 | 300 | 340 | 258 | 140 | 48 | 2.532,00 |
| ECTD 10/10 B1 | 4000/2676 | 30/15 | 65/55 | 1080/723 | 1,1/0,37 | 620 | 800 | 620 | 300 | 340 | 258 | 140 | 48 | 2.539,00 |
| ECTD 10/10 B2 | 4000/2676 | 40/19 | 68/58 | 1240/830 | 1,1/0,37 | 620 | 800 | 620 | 300 | 340 | 258 | 140 | 48 | 2.539,00 |
| ECTD 10/10 C1 | 4500/3011 | 30/15 | 68/57 | 1090/729 | 1,1/0,37 | 620 | 800 | 620 | 300 | 340 | 258 | 140 | 48 | 2.546,00 |
| ECTD 10/10 C2 | 4500/2990 | 40/20 | 70/59 | 1290/857 | 1,7/0,6 | 620 | 800 | 620 | 300 | 340 | 258 | 140 | 60 | 2.720,00 |
| ECTD 12/9 A1 | 5000/3322 | 50/28 | 68/62 | 1200/797 | 1,7/0,6 | 750 | 900 | 750 | 355 | 320 | 296 | 215 | 85 | 2.734,00 |
| ECTD 12/9 A2 | 5000/3322 | 60/30 | 68/62 | 1250/797 | 1,7/0,6 | 750 | 900 | 750 | 355 | 320 | 296 | 215 | 85 | 2.779,00 |
| ECTD 12/9 B1 | 6000/3986 | 50/26 | 70/62 | 1150/764 | 2,2/0,75 | 750 | 900 | 750 | 355 | 320 | 296 | 215 | 86 | 2.793,00 |
| ECTD 12/9 B2 | 6000/3986 | 60/28 | 70/62 | 1200/764 | 2,2/0,75 | 750 | 900 | 750 | 355 | 320 | 296 | 215 | 86 | 2.810,00 |
| ECTD 12/12 A1 | 5000/3345 | 30/15 | 62/53 | 850/569 | 1,1/0,37 | 750 | 900 | 750 | 355 | 410 | 296 | 170 | 84 | 2.539,00 |
| ECTD 12/12 A2 | 5000/3322 | 40/18 | 66/55 | 1040/691 | 1,7/0,6 | 750 | 900 | 750 | 355 | 410 | 296 | 170 | 86 | 2.779,00 |
| ECTD 12/12 B1 | 6000/4014 | 30/16 | 65/56 | 830/555 | 1,1/0,37 | 750 | 900 | 750 | 355 | 410 | 296 | 170 | 84 | 2.793,00 |
| ECTD 12/12 B2 | 6000/3986 | 40/19 | 68/58 | 1000/664 | 1,7/0,6 | 750 | 900 | 750 | 355 | 410 | 296 | 170 | 86 | 2.810,00 |
| ECTD 12/12 C1 | 7000/4683 | 30/14 | 67/58 | 820/549 | 1,1/0,37 | 750 | 900 | 750 | 355 | 410 | 296 | 170 | 84 | 2.824,00 |
| ECTD 12/12 C2 | 7000/4650 | 40/21 | 69/59 | 1050/698 | 2,2/0,75 | 750 | 900 | 750 | 355 | 410 | 296 | 170 | 87 | 2.884,00 |
| ECTD 15/11 A1 | 7000/4650 | 50/27 | 72/59 | 1000/664 | 2,2/0,75 | 900 | 1000 | 900 | 414 | 384 | 349 | 258 | 112 | 3.304,00 |
| ECTD 15/11 A2 | 7000/4715 | 60/32 | 74/62 | 1140/768 | 3/0,9 | 900 | 1000 | 900 | 414 | 384 | 349 | 258 | 113 | 3.764,00 |
| ECTD 15/11 B1 | 8000/5389 | 50/27 | 73/61 | 1000/674 | 3/0,9 | 900 | 1000 | 900 | 414 | 384 | 349 | 258 | 113 | 3.770,00 |
| ECTD 15/11 B2 | 8000/5389 | 60/32 | 75/62 | 1100/741 | 3/0,9 | 900 | 1000 | 900 | 414 | 384 | 349 | 258 | 113 | 3.773,00 |
| ECTD 15/15 A1 | 8000/5315 | 30/15 | 63/53 | 700/465 | 1,5/0,6 | 900 | 1000 | 900 | 414 | 484 | 349 | 208 | 111 | 3.530,00 |
| ECTD 15/15 A2 | 8000/5315 | 40/18 | 68/55 | 830/551 | 2,2/0,75 | 900 | 1000 | 900 | 414 | 484 | 349 | 208 | 113 | 3.635,00 |
| ECTD 15/15 B1 | 9000/5979 | 30/16 | 66/56 | 720/478 | 1,7/0,6 | 900 | 1000 | 900 | 414 | 484 | 349 | 208 | 111 | 3.658,00 |
| ECTD 15/15 B2 | 9000/5979 | 40/19 | 69/59 | 810/538 | 2,2/0,75 | 900 | 1000 | 900 | 414 | 484 | 349 | 208 | 113 | 3.770,00 |
| ECTD 15/15 C1 | 10000/6643 | 30/17 | 68/58 | 700/465 | 2,2/0,75 | 900 | 1000 | 900 | 414 | 484 | 349 | 208 | 113 | 3.890,00 |
| ECTD 15/15 C2 | 10000/6736 | 40/20 | 69/59 | 800/539 | 3/0,9 | 900 | 1000 | 900 | 414 | 484 | 349 | 208 | 114 | 3.944,00 |
| ECTD 18/18 A1 | 11000/7308 | 30/15 | 67/56 | 640/425 | 2,2/0,75 | 1000 | 1200 | 1000 | 492 | 570 | 423 | 215 | 111 | 4.235,00 |
| ECTD 18/18 A2 | 11000/7410 | 40/20 | 69/59 | 770/519 | 3/0,9 | 1000 | 1200 | 1000 | 492 | 570 | 423 | 215 | 117 | 4.371,00 |
| ECTD 18/18 B1 | 13000/8636 | 30/16 | 68/58 | 620/412 | 3/0,9 | 1000 | 1200 | 1000 | 492 | 570 | 423 | 215 | 116 | 4.491,00 |
| ECTD 18/18 B2 | 13000/8757 | 40/21 | 70/61 | 730/492 | 3/0,9 | 1000 | 1200 | 1000 | 492 | 570 | 423 | 215 | 117 | 4.581,00 |
| ECTD 18/18 C1 | 15000/10104 | 30/17 | 72/62 | 600/404 | 3/0,9 | 1000 | 1200 | 1000 | 492 | 570 | 423 | 215 | 117 | 4.656,00 |
| ECTD 18/18 C2 | 15000/10034 | 40/22 | 73/64 | 700/468 | 4,2/1,4 | 1000 | 1200 | 1000 | 492 | 570 | 423 | 215 | 118 | 4.702,00 |
| ECTD 500 A1 | 15000/10104 | 25/12 | 63/57 | 581/391 | 3/0,9 | 1200 | 1500 | 1200 | 650 | 650 | 140 | 275 | 241 | 7.205,00 |
| ECTD 500 A2 | 15000/10034 | 35/15 | 67/58 | 662/443 | 4,2/1,4 | 1200 | 1500 | 1200 | 650 | 650 | 140 | 275 | 245 | 7.434,00 |
| ECTD 500 B1 | 17000/11372 | 25/11 | 69/59 | 606/405 | 4,2/1,4 | 1200 | 1500 | 1200 | 650 | 650 | 140 | 275 | 245 | 7.478,00 |
| ECTD 500 B2 | 17000/10708 | 35/14 | 69/60 | 680/428 | 5,9/2 | 1200 | 1500 | 1200 | 650 | 650 | 140 | 275 | 251 | 7.808,00 |
| ECTD 560 A1 | 18000/12041 | 25/12 | 67/57 | 510/341 | 4,2/1,4 | 1400 | 1600 | 1300 | 730 | 730 | 465 | 335 | 295 | 8.023,00 |
| ECTD 560 A2 | 18000/12041 | 35/16 | 68/58 | 584/391 | 5,9/2 | 1400 | 1600 | 1300 | 730 | 730 | 465 | 335 | 301 | 8.065,00 |
| ECTD 560 B1 | 21000/14048 | 25/11 | 70/61 | 534/357 | 5,9/2 | 1400 | 1600 | 1300 | 730 | 730 | 465 | 335 | 301 | 8.275,00 |
| ECTD 560 B2 | 21000/14048 | 35/16 | 70/61 | 601/402 | 5,9/2 | 1400 | 1600 | 1300 | 730 | 730 | 465 | 335 | 301 | 8.906,00 |
| ECTD 630 A1 | 24000/16055 | 25/11 | 65/56 | 440/294 | 5,9/2 | 1600 | 1700 | 1400 | 800 | 800 | 166 | 400 | 373 | 10.262,00 |
| ECTD 630 A2 | 24000/16055 | 35/15 | 67/57 | 507/339 | 5,9/2 | 1600 | 1700 | 1400 | 800 | 800 | 166 | 400 | 373 | 10.662,00 |
| ECTD 630 B1 | 27000/18123 | 25/12 | 67/55 | 455/305 | 7,5/2,5 | 1600 | 1700 | 1400 | 800 | 800 | 166 | 400 | 373 | 10.828,00 |
| ECT D630 B2 | 27000/18062 | 35/11 | 69/57 | 516/345 | 5,9/2 | 1600 | 1700 | 1400 | 800 | 800 | 166 | 400 | 391 | 11.142,00 |
| ECTD 710 A1 | 30000/20137 | 25/11 | 65/55 | 400/268 | 7,5/2,5 | 1700 | 1800 | 1500 | 910 | 910 | 160 | 395 | 450 | 11.998,00 |
| ECTD 710 A2 | 30000/20137 | 35/16 | 67/57 | 458/307 | 7,5/2,5 | 1700 | 1800 | 1500 | 910 | 910 | 160 | 395 | 460 | 12.913,00 |
| ECTD 710 B1 | 33000/22151 | 25/12 | 67/56 | 419/281 | 7,5/2,5 | 1700 | 1800 | 1500 | 910 | 910 | 160 | 395 | 460 | 13.079,00 |
| ECTD 710 B2 | 33000/22151 | 30/14 | 68/58 | 439/295 | 7,5/2,5 | 1700 | 1800 | 1500 | 910 | 910 | 160 | 395 | 460 | 13.364,00 |

VENTILATORI CENTRIFUGHI DSDM

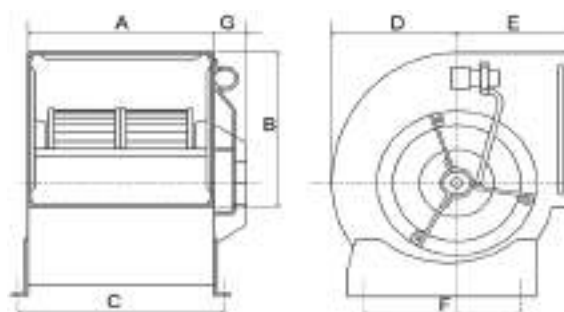
CENTRIFUGAL FANS
 RADIALVENTILATOREN
 VENTILATEURS CENTRIFUGES

Ventilatore centrifugo a doppia aspirazione con motore direttamente accoppiato alla girante (pale avanti). Motore monofase a condensatore permanente inserito, 4 o 6 poli, oppure trifase. Ventola a coclea in lamiera zincata. Temperatura ambiente di lavoro da -20°C a +40°C. Motore normalmente montato su boccole autoallineanti con riserva di lubrificante. Isolamento classe B.

Double suction centrifugal fan with motor directly coupled to the impeller (forward blades) 4 or 6 pole singlephase motor with start and run capacitor or three-phase motor. Scroll in galvanized steel sheet. Working room temperature from -20°C up to +40°C. Motor normally set-up on self-aligning bushings with lubricant supply. B insulation class.

Radialventilator mit doppeltem Absaugen und dem Motor direkt an das Laufrad verbunden (Flügel vorne). Einphasiger Motor mit einem Dauerkondensator, 4 oder 6 Pole oder dreiphasig. Schneckenförmiges Lüfterrad aus feuerverzinktem Blech. Temperatur Arbeitsumgebung von -20°C bis +40°C. Motor ist Isolierung Klasse B.

Ventilateur centrifuge à double aspiration avec accouplement direct moteur-hélice (pales avant). Moteur monophasé à condensateur permanent, 4 ou 6 pôles ou triphasé. Volute en tôle galvanisée. Température ambiante de service de -20°C à +40°C. Moteur normalement monté sur coussinets à rotule avec réservoir d'huile. Isolement classe B.



| MODELLO MODEL | m ³ /h | HST H ₂ O | dB | Rpm | RATING kW | RATING ABSORBED kW | Volt | Amp | A | B | C | D | E | F | G | PREZZO PRICE Euro |
|------------------------------|-------------------|-------------------------|----|------|--------------|--------------------------|------|-----|-----|-----|-----|-----|-----|-----|----|-------------------------|
| DSDM 7/7-6 | 1000 | 8 | 56 | 880 | 0,06 | 0,20 | 230 | 0,6 | 232 | 200 | 260 | 163 | 157 | 252 | 45 | 490,00 |
| DSDM 7/7-4 (SDR 7/7-4) | 2000 | 16 | 63 | 1300 | 0,14 | 0,19 | 230 | 1,8 | 230 | 216 | -* | 165 | 136 | -* | 98 | 486,00 |
| DSDM 9/7-6 | 2000 | 15 | 60 | 890 | 0,24 | 0,45 | 230 | 2,6 | 232 | 261 | 260 | 194 | 184 | 300 | 35 | 571,00 |
| DSDM 9/7-4 | 2500 | 30 | 67 | 1380 | 0,36 | 1,20 | 230 | 3,2 | 232 | 261 | 260 | 194 | 184 | 300 | 35 | 656,00 |
| DSDM 9/9-6 | 2200 | 16 | 63 | 890 | 0,24 | 0,26 | 230 | 2,6 | 298 | 261 | 362 | 194 | 184 | 300 | 35 | 614,00 |
| DSDM 9/9-4 (SDR 9/9-4 Tight) | 3000 | 26 | 73 | 1300 | 0,30 | 1,32 | 230 | 4,1 | 298 | 262 | -* | 163 | 155 | -* | 72 | 608,00 |
| DSDM 10/8-6 | 2400 | 16 | 63 | 860 | 0,24 | 0,70 | 230 | 2,3 | 265 | 289 | 293 | 221 | 207 | 340 | 68 | 680,00 |
| DSDM 10/8-4 | 3000 | 24 | 64 | 1380 | 0,55 | 1,80 | 230 | 3,8 | 265 | 289 | 293 | 221 | 207 | 340 | 68 | 736,00 |
| DSDM 10/10-6 | 3000 | 14 | 63 | 890 | 0,24 | 0,80 | 230 | 2,3 | 331 | 289 | 359 | 221 | 207 | 340 | 68 | 710,00 |
| DSDM 10/10-4 | 3500 | 37 | 68 | 1380 | 0,55 | 2,70 | 230 | 3,8 | 331 | 289 | 423 | 221 | 207 | 340 | 68 | 758,00 |
| DSDM 12/12-6 A-M | 4500 | 23 | 67 | 950 | 0,57 | 1,80 | 230 | 5,6 | 395 | 342 | 423 | 261 | 236 | 408 | 91 | 979,00 |
| DSDM 12/12-6-T** | 7000 | 18 | 68 | 920 | 1,10 | 3,00 | 400 | 3,6 | 395 | 342 | 423 | 261 | 236 | 408 | 91 | 1.147,00 |
| DSDM 15/15-6-T** | 10000 | 25 | 70 | 920 | 2,20 | 3,30 | 400 | 6,4 | 474 | 248 | 500 | 308 | 271 | 500 | 50 | 1.495,00 |

* Forniti senza staffe (piedini)

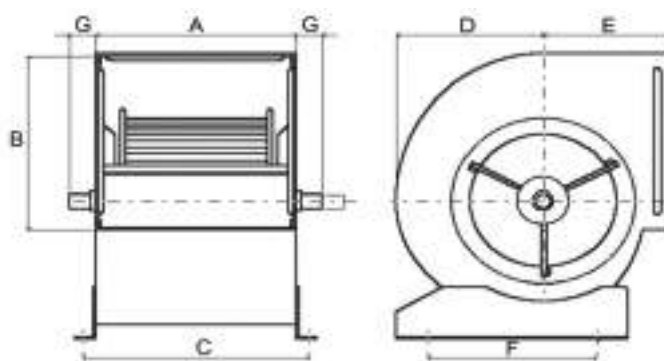
** Trifase - Three Phase - Dreiphasige - Triphasées

VENTILATORI CENTRIFUGHI A TRASMISSIONE SDT

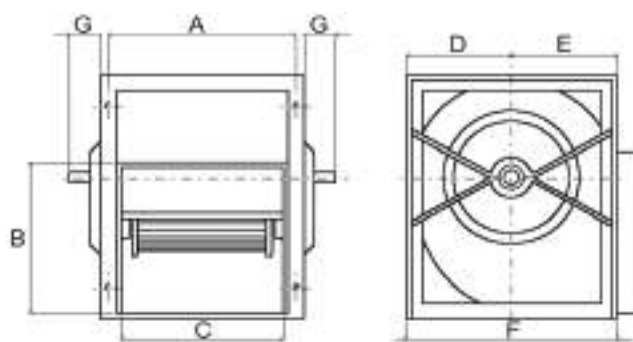
CENTRIFUGAL FANS BELT DRIVE

RADIALVENTILATOREN

VENTILATEURS CENTRIFUGES



| MODELLO MODEL | A | B | C | D | E | F | G | PREZZO PRICE |
|------------------|-----|-----|-----|-----|-----|-----|----|-----------------|
| | mm | mm | mm | mm | mm | mm | mm | Euro |
| SDT 9/9 | 298 | 261 | 326 | 194 | 184 | 300 | 45 | 332,00 |
| SDT 10/8 | 265 | 289 | 287 | 227 | 171 | 360 | 50 | 347,00 |
| SDT 10/10 | 331 | 289 | 359 | 221 | 207 | 340 | 45 | 367,00 |
| SDT 12/12 | 395 | 342 | 423 | 261 | 236 | 408 | 55 | 481,00 |



| MODELLO MODEL | A | B | C | D | E | F | G | PREZZO PRICE |
|------------------|-----|-----|-----|-----|-----|-----|----|-----------------|
| | mm | mm | mm | mm | mm | mm | mm | Euro |
| SDT 15/11 | 405 | 404 | 373 | 312 | 233 | 445 | 70 | 632,00 |
| SDT 15/15 | 506 | 404 | 374 | 312 | 233 | 445 | 70 | 662,00 |
| SDT 18/13 | 467 | 480 | 425 | 377 | 278 | 515 | 75 | 781,00 |
| SDT 18/18 | 599 | 480 | 557 | 377 | 278 | 515 | 75 | 781,00 |

GRUPPI FILTRAZIONE ECO **+25%**

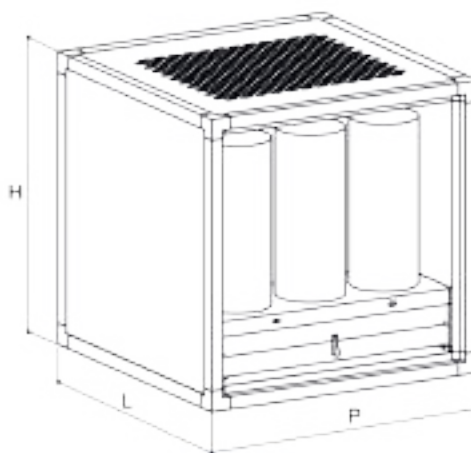
FILTRATION UNIT GRUPPE FILTRATION UNITÉS DE FILTRATION

Gruppo di filtrazione e deodorizzante realizzato in acciaio inox Aisi 304 completo di: n.1 prefiltro in microfibra di vetro tipo AB85 caratteristiche tecniche Classe EU7 specifiche normative Europee ASHRAE52-76-ATM efficienza ATM 87,5% autoestinguento secondo la Classe F1 DIN 53438 con classificazione autoestinguento 4/5 EU3 per temperatura massima di passaggio aria + 100°C.

Filtering and deodorising unit constructed in Aisi 304 stainless steel, complete with: n.1 prefilter in AB85 type micro-glass fibre. Technical characteristics: Class EU7 to European Standard specification ASHRAE52-76-ATM, efficiency ATM 87.5%, self-extinguishing according to Class F1 DIN 53438 with a self-extinguishing classification of 4/5 EU3 for a maximum air passage temperature of +100°C.

Filtrationsgruppe und Desodorierung erreicht in Aisi 304 Edelstahl komplett: n.1 Glasmikrofaservorfilter Typ AB85 technische Eigenschaften EU7 Klassenspezifikationen Europäische Vorschriften ASHRAE52-76-ATM ATM-Effizienz 87,5% selbstverlöschend nach Klasse F1 DIN 53438 mit selbstlöschende Klassifizierung 4/5 EU3 für maximale Temperatur Luftdurchgang +100°C.

Groupe de filtration et désodorisation en acier inoxydable Aisi 304 muni de: un préfiltre en microfibre de verre, type AB85, caractéristiques techniques: Classe EU7, spécifications normes européennes ASHRAE52-76-ATM, efficacité ATM 87,5%, auto-extinguible selon la Classe F1 DIN 53438, avec classification auto-extinguible 4/5 EU3 pouvant résister à des températures de passage de l'air de +100° maxi.



| MODELLO MODEL | N. Cil. N. Cyl. | m ³ /h | HST H ₂ O | L | P | H | kg | PREZZO PRICE |
|------------------|--------------------|-------------------|-------------------------|-----|-----|-----|----|-----------------|
| | | | | mm | mm | mm | | Euro |
| ECO 5 | 5 | 1500 | 10 | 400 | 700 | 700 | 50 | 2.103,00 |
| ECO 9 | 9 | 3000 | 10 | 700 | 700 | 700 | 78 | 2.703,00 |

| RICAMBI SPEAR PART | MOD. | A | B | C | kg | PREZZO PRICE |
|-----------------------|---|----------|--------|----|----|-----------------|
| | | mm | mm | mm | | Euro |
| | FS 5 - Filtro sintetico - Synthetic filter | 287 | 592 | 48 | - | 30,00 |
| | FS 9 - Filtro sintetico - Synthetic filter | 592 | 592 | 48 | - | 41,00 |
| | FCA 16 - Filtro a carbone - Carbon filter | ∅ A = 16 | L = 40 | - | - | 105,00 |
| | SCA 25 - Sacco carbone - Bag of filter carbon | - | - | - | 25 | 195,00 |

CENTRALINA CARBONE ATTIVO MONOFASE ECL **+25%**

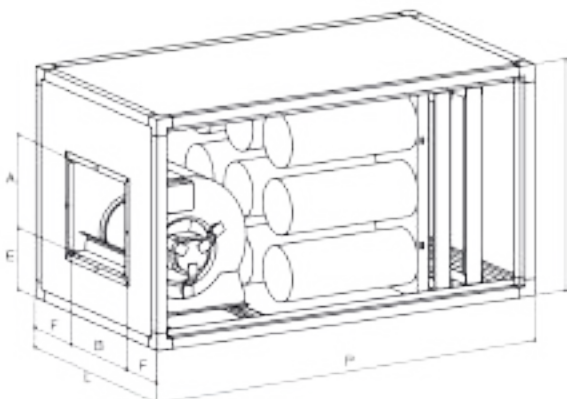
SINGLE PHASE ACTIVATED CARBON FILTRATION UNIT
 EINPHASIGE AKTIVKOHLEZENTRALE
 CENTRALES FILTRANTES MONOPHASÉES AU CHARBON ACTIF

Centralina di deodorizzazione e filtrazione dell'aria completa di ventilatore a doppia aspirazione a rotore esterno. Prefiltro aria tipo EU3, 85% gravimetrico con carbone attivo vegetale in cilindretti tipo 207/C. Telaio in profilato di alluminio, doppia pannellatura in lamiera zincata all'interno e acciaio inossidabile all'esterno.

Air deodorization and filtration unit complete with double suction fan with external rotor. EU3 type 85% gravimetric air pre-filter, with vegetable activated carbon in 207/C type granules. Frame in aluminium profiles, sandwich panels in galvanised steel plate inside and stainless steel outside.

Zentrale zur Desodorierung und Filtration der Luft komplett mit Ventilator mit doppeltem Absaugen mit Außenrotor. Luft-Vorfilter Typ EU3, 85% Gewichtsanalyse mit Aktivkohle in Zylindern Typ 207/C. Rahmen aus Aluminiumprofil, doppelte Verschalung, innen aus feuerverzinktem Blech und außen aus Edelstahl.

Centrale de désodorisation et de filtration de l'air munie d'un ventilateur à double aspiration avec rotor extérieur. Préfiltre air de type EU3, 85% gravimétrique avec charbon actif végétal en granulés te type 207/C. Châssis aluminium en profilés, coffrage en tôle galvanisée à l'intérieur et en acier inoxydable à l'extérieur.



| MODELLO MODEL | N. Cil. N. Cyl. | m ³ /h | HST H ₂ O | dB | RATING | RATING ABSORBED | rpm | L | P | H | A | B | E | F | kg | PREZZO PRICE |
|------------------|--------------------|-------------------|-------------------------|-----|--------|--------------------|------|-----|------|-----|-----|-----|-----|-----|-----|-----------------|
| | | | | [A] | kW | kW | | mm | mm | mm | mm | mm | mm | mm | | Euro |
| ECL 5 | 5 | 1500 | 10 | 32 | 0,14 | 0,45 | 1400 | 670 | 1200 | 450 | 200 | 233 | 177 | 219 | 100 | 3.154,00 |
| ECL 9 | 9 | 3000 | 15 | 41 | 0,37 | 1,35 | 1400 | 670 | 1200 | 670 | 255 | 300 | 238 | 185 | 115 | 4.205,00 |
| ECL 14 | 14 | 4500 | 20 | 48 | 1,1 | 2,5 | 900 | 980 | 1500 | 750 | 355 | 410 | 225 | 285 | 130 | 5.106,00 |

CENTRALINA CARBONE ATTIVO TRIFASE ECLT **+25%**

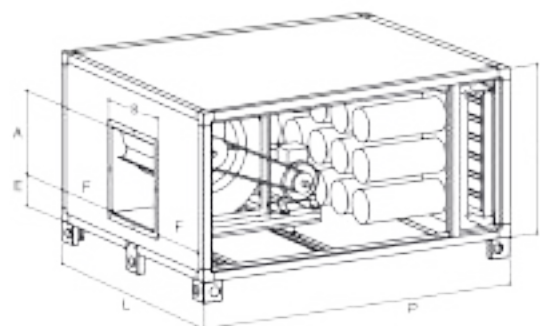
THREE PHASE ACTIVATED CARBON FILTRATION UNIT
 DREIPHASIGE AKTIVKOHLEZENTRALE
 CENTRALES FILTRANTES TRIPHASÉES AU CHARBON ACTIF

Gruppo di filtrazione e deodorizzazione dell'aria composto da ventilatore centrifugo a doppia aspirazione. Prefiltro aria tipo EU3, 85% gravimetrico con carbone vegetale attivo in cilindretti tipo 207/C. Telaio in profilato di alluminio, doppia pannellatura in lamiera zincata all'interno e acciaio inossidabile all'esterno. Doppio pannello.

Air deodorization and filtration unit complete with double suction centrifugal fan. EU3 type 85% gravimetric air pre-filter, cylinders with vegetable activated carbon in 207/C type granules. Frame in aluminium profiles, sandwich panels in galvanised steel plate inside and stainless steel outside. Double panel.

Gruppe Filtration und Desodorierung der Luft bestehend aus einem Radialventilator mit doppeltem Absaugen. Luft-Vorfilter Typ EU3, 85% Gewichtsanalyse, Zylinder mit Aktivkohle in Zylindern Typ 207/C. Rahmen aus Aluminiumprofil, doppelte Verschalung, innen aus feuerverzinktem Blech und außen aus Edelstahl. Doppelverkleidung.

Groupe de filtration et de désodorisation de l'air constitué d'un ventilateur centrifuge à double aspiration. Préfiltre air de type EU3, 85% gravimétrique, cartouches avec charbon actif végétal en granulés de type 207/C. Châssis aluminium en profilés, coffrage en tôle galvanisée à l'intérieur et en acier inoxydable à l'extérieur. Double panneau.



| MODELLO MODEL | N. Cil. N. Cyl. | m ³ /h | HST H ₂ O | dB | RATING | rpm | L | P | H | A | B | E | F | kg | PREZZO PRICE |
|------------------|--------------------|-------------------|-------------------------|-----|--------|------|------|------|------|-----|-----|-----|-----|-----|-----------------|
| | | | | [A] | kW | | mm | mm | mm | mm | mm | mm | mm | | Euro |
| ECLT 130 A | 9 | 3000 | 20 | 68 | 1,1 | 1410 | 670 | 1500 | 670 | 300 | 342 | 258 | 164 | 135 | 4.491,00 |
| ECLT 130 B | 9 | 3000 | 30 | 69 | 1,1 | 1600 | 670 | 1500 | 670 | 300 | 342 | 258 | 164 | 135 | 4.822,00 |
| ECLT 145 A | 14 | 4500 | 20 | 67 | 1,5 | 1150 | 980 | 1500 | 750 | 355 | 410 | 297 | 285 | 180 | 5.452,00 |
| ECLT 145 B | 14 | 4500 | 30 | 69 | 1,5 | 1300 | 980 | 1500 | 750 | 355 | 410 | 297 | 285 | 180 | 5.632,00 |
| ECLT 160 A | 18 | 6000 | 20 | 69 | 1,5 | 930 | 1280 | 1600 | 800 | 414 | 384 | 134 | 448 | 270 | 6.457,00 |
| ECLT 160 B | 18 | 6000 | 30 | 72 | 1,5 | 1100 | 1280 | 1600 | 800 | 414 | 384 | 134 | 448 | 270 | 6.683,00 |
| ECLT 175 A | 23 | 7500 | 20 | 68 | 2,2 | 910 | 1590 | 1700 | 800 | 414 | 484 | 134 | 553 | 310 | 6.983,00 |
| ECLT 175 B | 23 | 7500 | 30 | 72 | 3 | 1150 | 1590 | 1700 | 800 | 414 | 484 | 134 | 553 | 310 | 7.358,00 |
| ECLT 190 A | 28 | 9000 | 20 | 72 | 2,2 | 740 | 1280 | 2100 | 980 | 492 | 570 | 153 | 356 | 320 | 7.659,00 |
| ECLT 190 B | 28 | 9000 | 30 | 74 | 3 | 840 | 1280 | 2100 | 980 | 492 | 570 | 153 | 356 | 320 | 8.485,00 |
| ECLT 1120 A | 36 | 12000 | 20 | 73 | 4 | 800 | 1280 | 2100 | 1280 | 492 | 570 | 153 | 355 | 380 | 8.785,00 |
| ECLT 1120 B | 36 | 12000 | 30 | 75 | 5,5 | 900 | 1280 | 2100 | 1280 | 492 | 570 | 153 | 355 | 380 | 8.860,00 |

CENTRALINA CARBONE ATTIVO MONOFASE CON FILTRO ELETTROSTATICO ECE

SINGLE PHASE ACTIVATED CARBON FILTRATION UNIT
 DREIPHASIGE AKTIVKOHLEZENTRALE
 CENTRALES FILTRANTES TRIPHASÉES AU CHARBON ACTIF

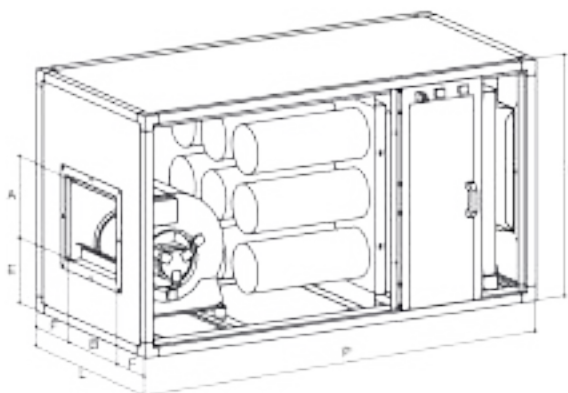
+25%

Gruppo di filtrazione e deodorizzazione dell'aria composto da ventilatore centrifugo a doppia aspirazione. Prefiltro aria tipo EU3, 85% gravimetrico cilindri con carbone vegetale attivo in cilindretti tipo 207/C. Telaio in profilato di alluminio, doppia pannellatura in lamiera zincata all'interno e acciaio inossidabile all'esterno. Doppio pannello.

Air deodorization and filtration unit complete with double suction centrifugal fan. EU3 type 85% gravimetric air pre-filter, cylinders with vegetable activated carbon in 207/C type granules. Frame in aluminium profiles, sandwich panels in galvanised steel plate inside and stainless steel outside. Double panel.

Gruppe Filtration und Desodorierung der Luft bestehend aus einem Radialventilator mit doppeltem Absaugen. Luft-Vorfilter Typ EU3, 85% Gewichtsanalyse, Zylinder mit Aktivkohle in Zylindern Typ 207/C. Rahmen aus Aluminiumprofil, doppelte Verschalung, innen aus feuerverzinktem Blech und außen aus Edelstahl. Doppelverkleidung.

Groupe de filtration et de désodorisation de l'air constitué d'un ventilateur centrifuge à double aspiration. Préfiltre air de type EU3, 85% gravimétrique, cartouches avec charbon actif végétal en granulés de type 207/C. Châssis aluminium en profilés, coffrage en tôle galvanisée à l'intérieur et en acier inoxydable à l'extérieur. Double panneau.



| MODELLO MODEL | N. Cil. N. Cyl. | m ³ /h | HST H ₂ O | dB | RATING | RATING ABSORBED | rpm | L | P | H | A | B | E | F | kg | PREZZO PRICE |
|------------------|--------------------|-------------------|-------------------------|-----|--------|--------------------|------|------|------|-----|-----|-----|-----|-----|-----|-----------------|
| | | | | [A] | kW | kW | | mm | mm | mm | mm | mm | mm | mm | | Euro |
| ECE 30 | 9 | 3000 | 15 | 41 | 0,42 | 1,35 | 1400 | 670 | 1400 | 750 | 255 | 300 | 213 | 185 | 100 | 7.808,00 |
| ECE 45 | 14 | 4500 | 12 | 45 | 0,73 | 1,7 | 1400 | 980 | 1500 | 750 | 355 | 324 | 220 | 328 | 115 | 9.610,00 |
| ECE 60 | 18 | 6000 | 12 | 46 | 1,1 | 2,5 | 900 | 1280 | 1700 | 810 | 355 | 410 | 220 | 435 | 130 | 11.412,00 |

CENTRALINA CARBONE ATTIVO TRIFASE CON FILTRO ELETTROSTATICO ECET

THREE PHASE ACTIVATED CARBON FILTRATION UNIT WITH ELECTROSTATIC FILTER

+25%

DREIPHASIGE AKTIVKOHLEZENTRALE

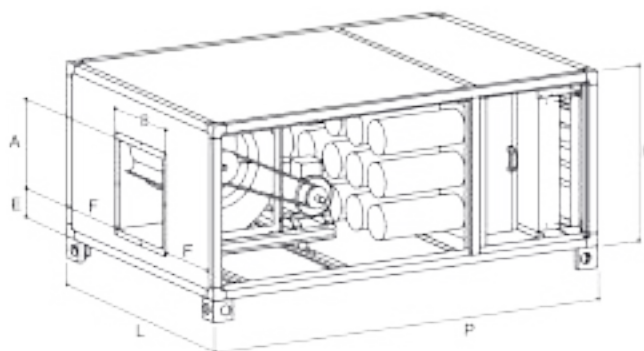
CENTRALES FILTRANTES TRIPHASÉES AU CHARBON ACTIF

Gruppo di filtrazione e deodorizzazione dell'aria composto da ventilatore centrifugo a doppia aspirazione. Prefiltro aria tipo EU3, 85% gravimetrico, cilindri con carbone vegetale attivo in cilindretti tipo 207/C, filtro elettrostatico ad alta intensità con termostato di protezione. Telaio in profilato di alluminio, in lamiera zincata all'interno e acciaio inossidabile all'esterno. Doppio pannello.

Air deodorization and filtration unit complete with double suction centrifugal fan. EU3 type 85% gravimetric air pre-filter, cylinders with vegetable activated carbon in 207/C type granules, high-intensity electric static filter with safety thermostat. Frame in aluminium profiles, sandwich panels in galvanised steel plate inside and stainless steel outside. Double panel.

Gruppe Filtration und Desodorierung der Luft bestehend aus einem Radialventilator mit doppeltem Absaugen. Luft-Vorfilter Typ EU3, 85% Gewichtsanalyse, Zylinder mit Aktivkohle in Zylindern Typ 207/C, elektrostatischer Filter mit hoher Intensität und Schutzthermostat. Rahmen aus Aluminiumprofil, doppelte Verschalung, innen aus feuerverzinktem Blech und außen aus Edelstahl. Doppelverkleidung.

Groupe de filtration et de désodorisation de l'air constitué d'un ventilateur centrifuge à double aspiration. Préfiltre air de type EU3, 85% gravimétrique, cartouches avec charbon actif végétal en granulés de type 207/C, filtre électrostatique à haute efficacité avec thermostat de sécurité. Châssis aluminium en profilés, coffrage en tôle galvanisée à l'intérieur et en acier inoxydable à l'extérieur. Double panneau.



| MODELLO MODEL | N. Cil. N. Cyl. | m ³ /h | HST H ₂ O | dB | RATING | rpm | L | P | H | A | B | E | F | kg | PREZZO PRICE |
|------------------|--------------------|-------------------|-------------------------|-----|--------|------|------|------|------|-----|-----|-----|-----|-----|-----------------|
| | | | | [A] | kW | | mm | mm | mm | mm | mm | mm | mm | | Euro |
| ECET 130 A | 9 | 3000 | 20 | 68 | 1,1 | 1450 | 670 | 1700 | 670 | 300 | 340 | 258 | 165 | 155 | 8.709,00 |
| ECET 130 B | 9 | 3000 | 30 | 70 | 1,5 | 1600 | 670 | 1700 | 670 | 300 | 340 | 258 | 165 | 155 | 9.160,00 |
| ECET 145 A | 14 | 4500 | 20 | 70 | 1,5 | 1120 | 980 | 1800 | 750 | 352 | 319 | 299 | 320 | 200 | 11.863,00 |
| ECET 145 B | 14 | 4500 | 30 | 72 | 1,5 | 1280 | 980 | 1800 | 750 | 352 | 319 | 299 | 320 | 200 | 12.163,00 |
| ECET 160 A | 18 | 6000 | 20 | 71 | 2,2 | 1080 | 1280 | 1800 | 800 | 414 | 384 | 134 | 448 | 285 | 13.965,00 |
| ECET 160 B | 18 | 6000 | 30 | 73 | 2,2 | 1200 | 1280 | 1800 | 800 | 414 | 384 | 134 | 448 | 285 | 14.115,00 |
| ECET 175 A* | 23 | 7500 | 20 | 72 | 3 | 1000 | 1590 | 1800 | 800 | 414 | 384 | 134 | 603 | 330 | 17.418,00 |
| ECET 175 B* | 23 | 7500 | 30 | 75 | 3 | 1100 | 1590 | 1800 | 800 | 414 | 384 | 134 | 603 | 330 | 18.619,00 |
| ECET 190 A* | 28 | 9000 | 20 | 72 | 3 | 800 | 1280 | 2400 | 980 | 492 | 436 | 152 | 422 | 370 | 23.274,00 |
| ECET 190 B* | 28 | 9000 | 30 | 77 | 3 | 900 | 1280 | 2400 | 980 | 492 | 436 | 152 | 422 | 370 | 24.175,00 |
| ECET 1120 A* | 36 | 12000 | 20 | 73 | 4 | 890 | 1280 | 2400 | 1280 | 492 | 570 | 152 | 355 | 425 | 31.983,00 |
| ECET 1120 B* | 36 | 12000 | 30 | 74 | 5,5 | 1000 | 1280 | 2400 | 1280 | 492 | 570 | 152 | 355 | 425 | 33.634,00 |

* Costruzione in 3 pezzi - Construction in 3 pieces

Volt 400/3/50 Hz

CENTRALINA CARBONE ATTIVO TRIFASE CCA **+25%**

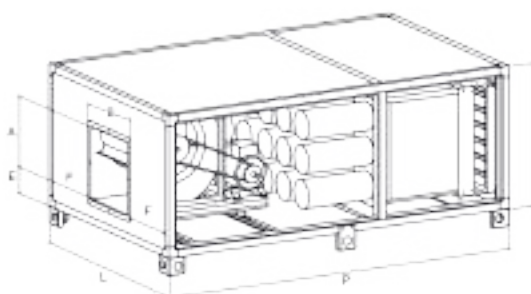
THREE PHASE ACTIVATED CARBON FILTRATION UNIT
DREIPHASIGE AKTIVKOHLEZENTRALE
CENTRALES FILTRANTES TRIPHASÉES AU CHARBON ACTIF

Gruppo di filtrazione e deodorizzazione dell'aria composto da ventilatore centrifugo a doppia aspirazione. Prefiltro aria tipo EU3, 85% gravimetrico, filtro a tasche tipo EU9 95% gravimetrico, cilindri con carbone vegetale attivo in cilindretti tipo 207/C. Telaio in profilato di alluminio, doppia pannellatura in lamiera zincata all'interno e acciaio inossidabile all'esterno. Doppio pannello.

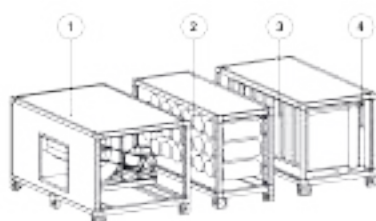
Air deodorization and filtration unit complete with double suction centrifugal fan. EU3 type 85% gravimetric air pre-filter, EU9 type 95% gravimetric bag filter, cylinders with vegetable activated carbon in 207/C type granules. Frame in aluminium profiles, sandwich panels in galvanised steel plate inside and stainless steel outside. Double panel.

Gruppe Filtration und Desodorierung der Luft bestehend aus einem Radialventilator mit doppeltem Absaugen. Luft-Vorfilter Typ EU3, 85% Gewichtsanalyse, Beutelfilter Typ EU9 95% Gewichtsanalyse, Zylinder mit Aktivkohle in Zylindern Typ 207/C. Rahmen aus Aluminiumprofil, doppelte Verschalung, innen aus feuerverzinktem Blech und außen aus Edelstahl. Doppelverkleidung.

Groupe de filtration et de désodorisation de l'air constitué d'un ventilateur centrifuge à double aspiration. Préfiltre air de type EU3, 85% gravimétrique, filtre à poches de type EU9, 95% gravimétrique, cartouches avec charbon actif végétal en granulés de type 207/C. Châssis aluminium en profilés, coffrage en tôle galvanisée à l'intérieur et en acier inoxydable à l'extérieur. Double panneau.



1. Ventilatore a trasmissione
Belt drive fan
2. Filtro a carbone attivo
Activated carbon filter
3. Filtro a tasche
Bag filter
4. Filtro pieghettato
Pleated filter



| MODELLO MODEL | N. Cil. N. Cyl. | m ³ /h | HST H ₂ O | dB | RATING | rpm | L | P | H | A | B | E | F | kg | PREZZO PRICE |
|------------------|--------------------|-------------------|-------------------------|-----|--------|------|------|------|------|-----|-----|-----|-----|-----|-----------------|
| | | | | [A] | kW | | mm | mm | mm | mm | mm | mm | mm | | Euro |
| CCA 130 A | 9 | 3000 | 20 | 68 | 1,1 | 1550 | 670 | 2000 | 670 | 300 | 342 | 258 | 164 | 155 | 5.106,00 |
| CCA 130 B | 9 | 3000 | 30 | 70 | 1,5 | 1750 | 670 | 2000 | 670 | 300 | 342 | 258 | 164 | 155 | 5.272,00 |
| CCA 145 A | 14 | 4500 | 20 | 70 | 1,5 | 1280 | 980 | 2000 | 750 | 355 | 410 | 297 | 285 | 200 | 6.907,00 |
| CCA 145 B | 14 | 4500 | 30 | 72 | 2,2 | 1410 | 980 | 2000 | 750 | 355 | 410 | 297 | 285 | 200 | 7.134,00 |
| CCA 160 A | 18 | 6000 | 20 | 71 | 2,2 | 1080 | 1280 | 2100 | 800 | 414 | 384 | 134 | 448 | 290 | 8.709,00 |
| CCA 160 B | 18 | 6000 | 30 | 73 | 2,2 | 1200 | 1280 | 2100 | 800 | 414 | 384 | 134 | 448 | 290 | 8.860,00 |
| CCA 175 A* | 23 | 7500 | 20 | 72 | 3 | 1000 | 1590 | 2400 | 800 | 414 | 484 | 134 | 553 | 330 | 10.061,00 |
| CCA 175 B* | 23 | 7500 | 30 | 75 | 3 | 1120 | 1590 | 2400 | 800 | 414 | 484 | 134 | 553 | 330 | 10.211,00 |
| CCA 190 A** | 28 | 9000 | 20 | 72 | 3 | 800 | 1280 | 2600 | 980 | 492 | 438 | 153 | 421 | 360 | 11.863,00 |
| CCA 190 B** | 28 | 9000 | 30 | 77 | 3 | 900 | 1280 | 2600 | 980 | 492 | 438 | 153 | 421 | 360 | 11.998,00 |
| CCA 1120 A** | 36 | 12000 | 20 | 73 | 4 | 890 | 1280 | 2600 | 1280 | 492 | 570 | 153 | 355 | 420 | 14.115,00 |
| CCA 1120 B** | 36 | 12000 | 30 | 74 | 5,5 | 1100 | 1280 | 2600 | 1280 | 492 | 570 | 153 | 355 | 420 | 15.767,00 |

* CCA 175: Costruzione in 3 pezzi - Construction in 3 pieces (1000 + 600 + 800 mm)

** CCA 190 / 1120: Costruzione in 3 pezzi - Construction in 3 pieces (1200 + 600 + 800 mm)

Volt 400/3/50 Hz

CCA/D centrale 2 velocità - CCA/D 2 speed units - CCA/D Zentrale mit 2 Geschwindigkeiten - CCA/D centrale 2 vitesses **+10%**

CENTRALINA CARBONE ATTIVO TRIFASE CON FILTRO ELETTROSTATICO CCE

THREE PHASE ACTIVATED CARBON FILTRATION UNIT WITH ELECTROSTATIC FILTER

+25%

DREIPHASIGE AKTIVKOHLEZENTRALE MIT ELEKTROSTATISCHEM FILTER

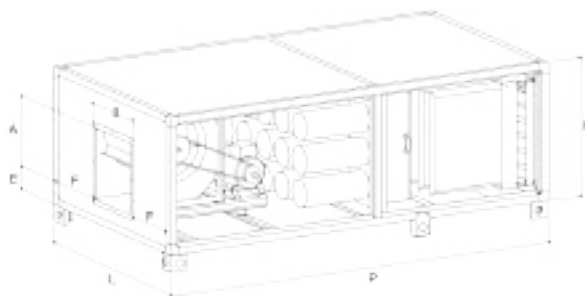
CENTRALES FILTRANTES TRIPHASÉES AU CHARBON ACTIF AVEC FILTRE ÉLECTROSTATIQUE

Gruppo di filtrazione e deodorizzazione dell'aria composto da ventilatore centrifugo a doppia aspirazione. Prefiltro aria tipo EU3, 85% gravimetrico, filtro a tasche tipo EU9 95% gravimetrico, cilindri con carbone vegetale attivo in cilindretti tipo 207/C, filtro elettrostatico ad alta intensità con termostato di protezione. Telaio in profilato di alluminio, doppia pannellatura in lamiera zincata all'interno e acciaio inossidabile all'esterno. Doppio pannello.

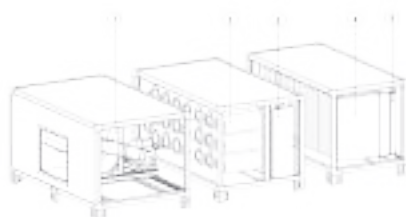
Air deodorization and filtration unit complete with doublesuction centrifugal fan. EU3 type 85% gravimetric air pre-filter, EU9 type 95% gravimetric bag filter, cylinders with vegetable activated carbon in 207/C type granules high-intensity electrostatic filter with safety thermostat. Frame in aluminium profiles, sandwich panels in galvanised steel plate inside and stainless steel outside. Double panel.

Gruppe Filtration und Desodorierung der Luft bestehend aus einem Radialventilator mit doppeltem Absaugen. Luft-Vorfilter Typ EU3, 85% Gewichtsanalyse, Beutelfilter Typ EU9 95% Gewichtsanalyse, Zylinder mit Aktivkohle in Zylindern Typ 207/C, elektrostatischer Filter mit hoher Intensität und Schutzthermostat. Rahmen aus Aluminiumprofil, doppelte Verschalung, innen aus feuerverzinktem Blech und außen aus Edelstahl. Doppelverkleidung.

Groupe de filtration et de désodorisation de l'air constitué d'un ventilateur centrifuge à double aspiration. Préfiltre air de type EU3, 85% gravimétrique, filtre à poches de type EU9, 95% gravimétrique, cartouches avec charbon actif végétal en granulé de type 207/C, filtre électrostatique à haute efficacité avec thermostat de sécurité. Châssis aluminium en profilés, coffrage en tôle galvanisée à l'intérieur et en acier inoxydable à l'extérieur. Double panneau.



1. Ventilatore a trasmissione
Belt drive fan
2. Filtro a carbone attivo
Activated carbon filter
3. Filtro elettrostatico
Electrostatic filter
4. Filtro a tasche
Bag filter
5. Filtro pieghettato
Pleated filter



| MODELLO MODEL | N. Cil. N. Cyl. | m ³ /h | HST H ₂ O | dB | RATING | rpm | L | P | H | A | B | E | F | kg | PREZZO PRICE |
|------------------|--------------------|-------------------|-------------------------|-----|--------|------|------|------|------|-----|-----|-----|-----|-----|-----------------|
| | | | | [A] | kW | | mm | mm | mm | mm | mm | mm | mm | | Euro |
| CCE 130 A | 9 | 3000 | 20 | 70 | 1,5 | 1600 | 670 | 2300 | 750 | 300 | 340 | 258 | 165 | 160 | 11.262,00 |
| CCE 130 B | 9 | 3000 | 30 | 72 | 1,5 | 1750 | 670 | 2300 | 750 | 300 | 340 | 258 | 165 | 160 | 11.338,00 |
| CCE 145 A | 14 | 4500 | 20 | 72 | 2,2 | 1180 | 980 | 2300 | 750 | 355 | 410 | 298 | 285 | 210 | 14.715,00 |
| CCE 145 B | 14 | 4500 | 30 | 74 | 2,2 | 1280 | 980 | 2300 | 750 | 355 | 410 | 298 | 285 | 210 | 14.866,00 |
| CCE 160 A | 18 | 6000 | 20 | 72 | 2,2 | 1100 | 1280 | 2400 | 800 | 414 | 384 | 134 | 448 | 300 | 15.767,00 |
| CCE 160 B | 18 | 6000 | 30 | 74 | 3 | 1250 | 1280 | 2400 | 800 | 414 | 384 | 134 | 448 | 300 | 17.718,00 |
| CCE 175 A* | 23 | 7500 | 20 | 72 | 3 | 1080 | 1590 | 2700 | 810 | 414 | 484 | 134 | 553 | 350 | 20.347,00 |
| CCE 175 B* | 23 | 7500 | 30 | 74 | 3 | 1150 | 1590 | 2700 | 810 | 414 | 484 | 134 | 553 | 350 | 20.992,00 |
| CCE 190 A** | 28 | 9000 | 20 | 75 | 3 | 850 | 1280 | 2900 | 980 | 492 | 436 | 152 | 422 | 390 | 28.079,00 |
| CCE 190 B** | 28 | 9000 | 30 | 76 | 4 | 950 | 1280 | 2900 | 980 | 492 | 436 | 152 | 422 | 390 | 29.280,00 |
| CCE 1120 A** | 36 | 12000 | 20 | 75 | 4 | 900 | 1280 | 2900 | 1280 | 492 | 570 | 152 | 355 | 450 | 33.184,00 |
| CCE 1120 B** | 36 | 12000 | 30 | 76 | 5,5 | 1000 | 1280 | 2900 | 1280 | 492 | 570 | 152 | 355 | 450 | 34.835,00 |

* CCE 175: Costruzione in 3 pezzi - Construction in 3 pieces (1000 + 900 + 800 mm)

** CCE 190 / 1120: Costruzione in 3 pezzi - Construction in 3 pieces (1200 + 900 + 800 mm)

Volt 400/3/50 Hz - Filtro elettrostatico - Electrostatic filter Volt 230/1/50 Hz

CCE/D centrale 2 velocità - CCE/D 2 speed units - CCE/D Zentrale mit 2 Geschwindigkeiten - CCE/D centrale 2 vitesses **+10%**

MOTOVENTILATORE PER CAPPE SDR 7/7-4

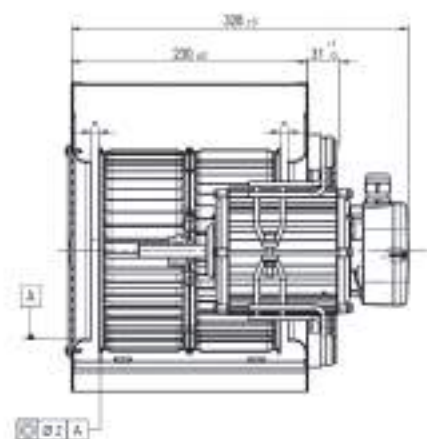
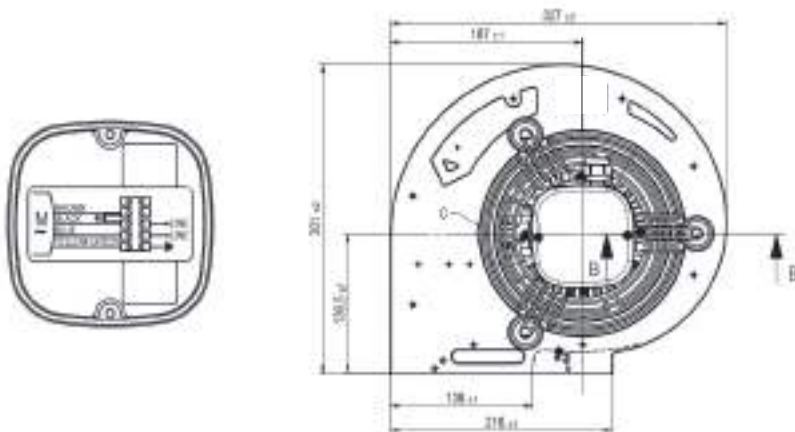
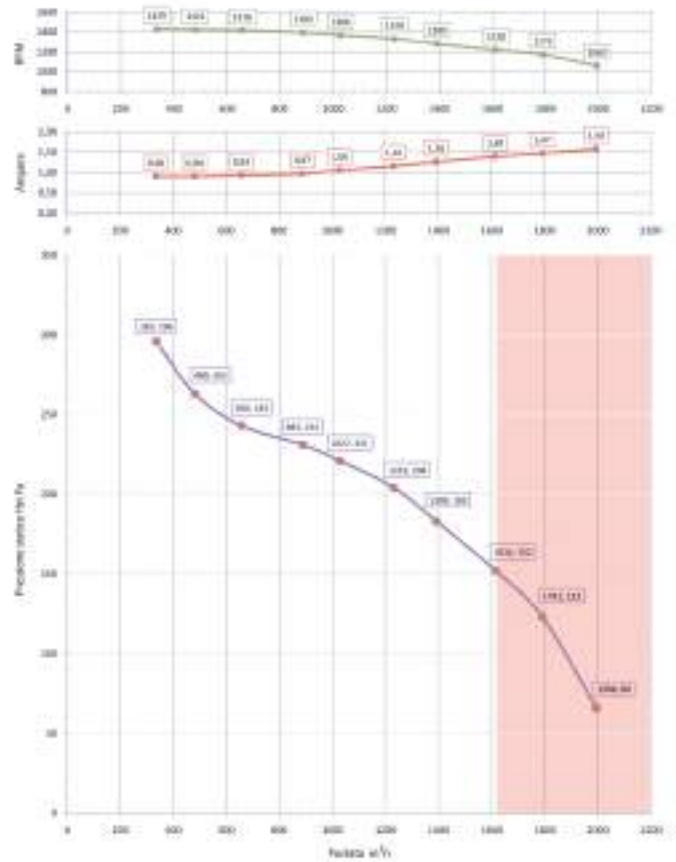
MOTOR-DRIVEN FAN FOR EXTRACTOR HOODS

MOTOVENTILATOR FÜR HAUBEN

MOTO-VENTILATEUR POUR HOTTES



| | |
|-------------------------|---------------|
| TYPE | 7/7 |
| WATT OUT | 145 |
| VOLT/HZ | 230/50 |
| POLI | 4 |
| VELOCITÀ | 1 |
| AMP. MAX | 1,8 |
| IP | 54 |
| CLASSE | F |
| μF | 5 |
| PREZZO PRICE | 486,00 |



MOTOVENTILATORE PER CAPPE SDR 9/9-4 TIGHT

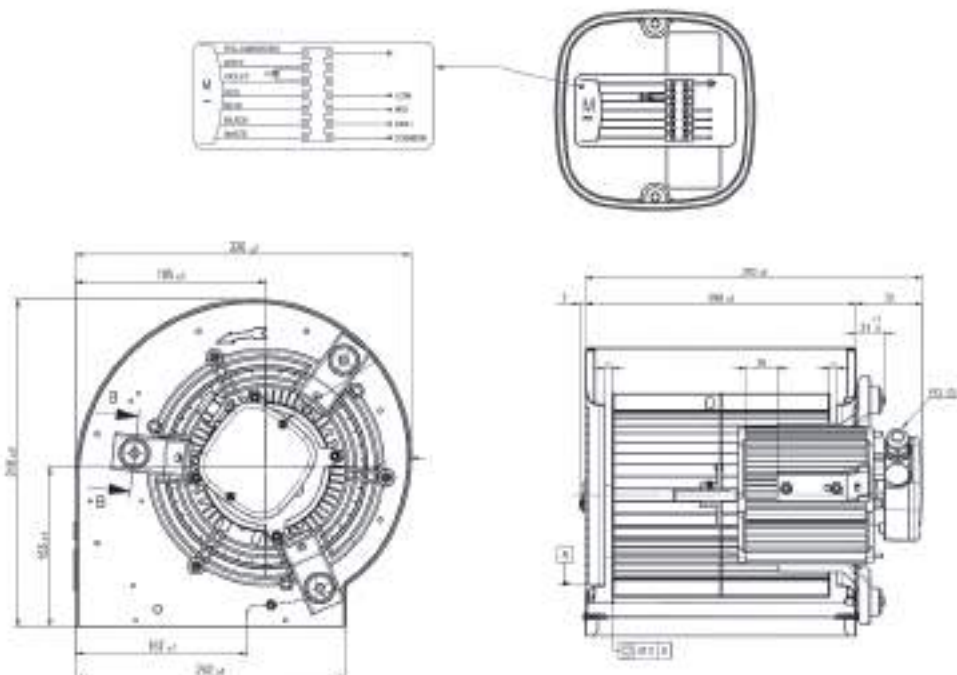
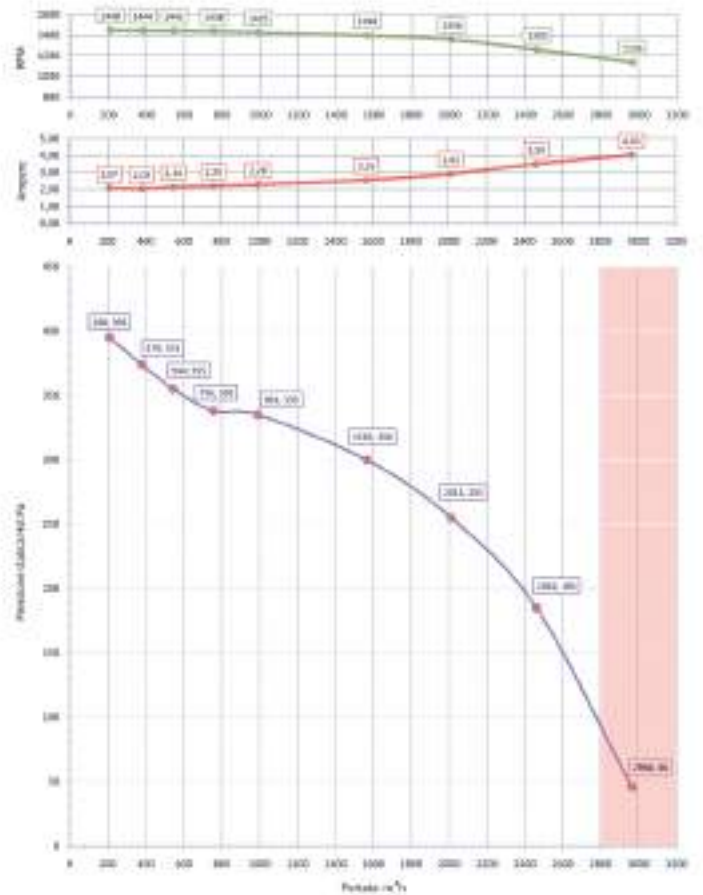
MOTOR-DRIVEN FAN FOR EXTRACTOR HOODS

MOTOVENTILATOR FÜR HAUBEN

MOTO-VENTILATEUR POUR HOTTES

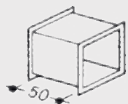
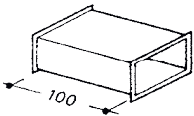
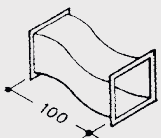
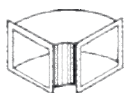
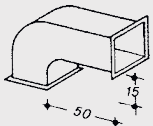
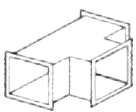
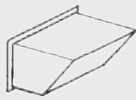


| | |
|-------------------------|---------------|
| TYPE | 9/9 |
| WATT OUT | 300 |
| VOLT/HZ | 230/50 |
| POLI | 4 |
| VELOCITÀ | 3 |
| AMP. MAX | 4,1 |
| IP | 55 |
| CLASSE | F |
| μF | 6,3 |
| PREZZO PRICE | 608,00 |









COMPONENTI PER IMPIANTI

ACCESSORIES AND FITTINGS KOMPONENTEN FÜR ANLAGEN COMPOSANTS POUR INSTALLATIONS

| | | | | | | |
|---|---|---------------------------------|-----------------------------|-----------------------------|-----------------------------|-----------------------------|
|  | Canali flangiati fino a 50 cm Flanged duct up to 50 cm | Sezioni in cm Sections cm | da/from 20x30 a/to 30x30 | da/from 32x32 a/to 40x40 | da/from 42x42 a/to 60x40 | da/from 62x62 a/to 80x40 |
| | | Acciaio inox Stainless steel | € 319,00 | € 407,00 | € 504,00 | € 541,00 |
|  | Canali flangiati al metro 1 mt. flanged duct | Sezioni in cm Sections cm | da/from 20x30 a/to 30x30 | da/from 32x32 a/to 40x40 | da/from 42x42 a/to 60x40 | da/from 62x62 a/to 80x40 |
| | | Acciaio inox Stainless steel | € 519,00 | € 666,00 | € 829,00 | € 977,00 |
|  | Spostamenti fino a 100 cm Offset radius transition up to 100 cm | Sezioni in cm Sections cm | da/from 20x30 a/to 30x30 | da/from 32x32 a/to 40x40 | da/from 42x42 a/to 60x40 | da/from 62x62 a/to 80x40 |
| | | Acciaio inox Stainless steel | € 740,00 | € 907,00 | € 981,00 | € 1.184,00 |
|  | Curve a 90° e 45° raggio 15 cm Curves 90° and 45° flanged duct radius 15 cm | Sezioni in cm Sections cm | da/from 20x30 a/to 30x30 | da/from 32x32 a/to 40x40 | da/from 42x42 a/to 60x40 | da/from 62x62 a/to 80x40 |
| | | Acciaio inox Stainless steel | € 519,00 | € 666,00 | € 829,00 | € 962,00 |
|  | Curve speciali lunghe e ribassate Extended 90° flanged duct | Sezioni in cm Sections cm | da/from 20x30 a/to 30x30 | da/from 32x32 a/to 40x40 | da/from 42x42 a/to 60x40 | da/from 62x62 a/to 80x40 |
| | | Acciaio inox Stainless steel | € 666,00 | € 832,00 | € 1.036,00 | € 1.258,00 |
|  | Raccordi a tre vie Three way (or "T" union) flanged connector | Sezioni in cm Sections cm | da/from 20x30 a/to 30x30 | da/from 32x32 a/to 40x40 | da/from 42x42 a/to 60x40 | da/from 62x62 a/to 80x40 |
| | | Acciaio inox Stainless steel | € 740,00 | € 888,00 | € 1.184,00 | € 1.479,00 |
|  | Canali con rete 30 cm \square End duct with net and single flange 30 cm | Sezioni in cm Sections cm | da/from 20x30 a/to 30x30 | da/from 32x32 a/to 40x40 | da/from 42x42 a/to 60x40 | da/from 62x62 a/to 80x40 |
| | | Acciaio inox Stainless steel | € 445,00 | € 666,00 | € 740,00 | € 888,00 |

COMPONENTI PER IMPIANTI

ACCESSORIES AND FITTINGS KOMPONENTEN FÜR ANLAGEN COMPOSANTS POUR INSTALLATIONS

| | | | | | | | |
|---|--|---|-------------------------------------|-------------------------------------|-------------------------------------|-------------------------------------|-------------------------|
|  | <p>Serranda farfalla Butterfly damper</p> | <p>Sezioni in cm Sections cm</p> | <p>da/from 20x30 a/to 30x30</p> | <p>da/from 32x32 a/to 40x40</p> | <p>da/from 42x42 a/to 60x40</p> | <p>da/from 62x62 a/to 80x40</p> | |
| | | <p>Acciaio inox Stainless steel</p> | <p>€ 962,00</p> | <p>€ 1.220,00</p> | <p>€ 1.276,00</p> | <p>€ 1.331,00</p> | |
|  | <p>Tubo flessibile mt. 3 Flexible aluminium tube</p> | <p>Sezioni in cm Sections cm</p> | <p>da/from ø 12</p> | <p>da/from ø 15</p> | <p>da/from ø 20</p> | <p>da/from ø 25</p> | <p>da/from ø 30</p> |
| | | <p>Alluminio Aluminium</p> | <p>€ 149,00</p> | <p>€ 223,00</p> | <p>€ 268,00</p> | <p>€ 278,00</p> | <p>€ 296,00</p> |
|  | <p>Piastra collarino per uscita cappa 30x30 Spigot for hood exit 30x30</p> | <p>Sezioni in cm Sections cm</p> | <p>da/from ø 12 a/to ø 30</p> | | | | |
| | | <p>Acciaio inox Stainless steel</p> | <p>€ 75,00</p> | | | | |
|  | <p>Piastra collarino per uscita cappa 35x35 Spigot for hood exit 35x35</p> | <p>Sezioni in cm Sections cm</p> | <p>da/from ø 12 a/to ø 30</p> | <p>da/from ø 32 a/to ø 38</p> | | | |
| | | <p>Acciaio inox Stainless steel</p> | <p>€ 77,00</p> | <p>€ 82,00</p> | | | |
|  | <p>Piastra collarino per uscita cappa 40x40 Spigot for hood exit 40x40</p> | <p>Sezioni in cm Sections cm</p> | <p>da/from ø 12 a/to ø 30</p> | <p>da/from ø 32 a/to ø 40</p> | | | |
| | | <p>Acciaio inox Stainless steel</p> | <p>€ 93,00</p> | <p>€ 105,00</p> | | | |
|  | <p>Piastra collarino per uscita cappa 40x60 Spigot for hood exit 40x60</p> | <p>Sezioni in cm Sections cm</p> | <p>da/from ø 12 a/to ø 30</p> | <p>da/from ø 32 a/to ø 40</p> | | | |
| | | <p>Acciaio inox Stainless steel</p> | <p>€ 105,00</p> | <p>€ 116,00</p> | | | |

COMPONENTI PER IMPIANTI

ACCESSORIES AND FITTINGS
 KOMONENTEN FÜR ANLAGEN
 COMPOSANTS POUR INSTALLATIONS

| PLENIUM | MODELLO CAPPE HOODS MODEL | A | INOX S/S |
|---------|------------------------------|-----|-------------|
| | cm | | Euro |
| | 320 | 230 | 867,00 |
| | 340 | 230 | 867,00 |
| | 360 | 230 | 867,00 |
| | 380 | 270 | 934,00 |
| | 400 | 270 | 934,00 |
| | 420 | 270 | 934,00 |
| | 440 | 270 | 934,00 |
| | 460 | 300 | 1.052,00 |
| | 480 | 300 | 1.052,00 |
| | 500 | 300 | 1.052,00 |
| | 520 | 350 | 1.052,00 |
| | 540 | 350 | 1.052,00 |
| | 560 | 350 | 1.052,00 |
| | 580 | 350 | 1.052,00 |
| | 600 | 350 | 1.052,00 |








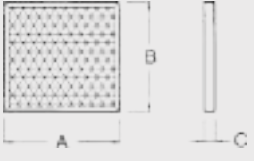



COMPONENTI PER IMPIANTI

ACCESSORIES AND FITTINGS KOMPONENTEN FÜR ANLAGEN COMPOSANTS POUR INSTALLATIONS

| | | | | | | | | | |
|---|----------------------------|---|----------|----------|----------|----------|------------|------------|------------|
|  | Tubo 1 mt Duct 1 mt | Diametro cm Diameter cm | ø 20 | ø 25 | ø 30 | ø 35 | ø 40 | ø 45 | ø 50 |
| | | Acciaio inox AISI 304 Stainless steel AISI 304 | € 278,00 | € 370,00 | € 435,00 | € 504,00 | € 565,00 | € 624,00 | € 685,00 |
|  | Tubo 0,5 mt Duct 0,5 mt | Diametro cm Diameter cm | ø 20 | ø 25 | ø 30 | ø 35 | ø 40 | ø 45 | ø 50 |
| | | Acciaio inox AISI 304 Stainless steel AISI 304 | € 175,00 | € 231,00 | € 271,00 | € 580,00 | € 315,00 | € 391,00 | € 428,00 |
|  | TEE 90° | Diametro cm Diameter cm | ø 20 | ø 25 | ø 30 | ø 35 | ø 40 | ø 45 | ø 50 |
| | | Acciaio inox AISI 304 Stainless steel AISI 304 | € 502,00 | € 608,00 | € 763,00 | € 890,00 | € 1.063,00 | € 1.217,00 | € 1.374,00 |
|  | Curva 45° Curve 45° | Diametro cm Diameter cm | ø 20 | ø 25 | ø 30 | ø 35 | ø 40 | ø 45 | ø 50 |
| | | Acciaio inox AISI 304 Stainless steel AISI 304 | € 247,00 | € 286,00 | € 358,00 | € 407,00 | € 490,00 | € 555,00 | € 647,00 |
|  | Curva 90° Curve 90° | Diametro cm Diameter cm | ø 20 | ø 25 | ø 30 | ø 35 | ø 40 | ø 45 | ø 50 |
| | | Acciaio inox AISI 304 Stainless steel AISI 304 | € 444,00 | € 514,00 | € 644,00 | € 733,00 | € 838,00 | € 998,00 | € 1.151,00 |
|  | Cappello cono Cone hat | Diametro cm Diameter cm | ø 20 | ø 25 | ø 30 | ø 35 | ø 40 | ø 45 | ø 50 |
| | | Acciaio inox AISI 304 Stainless steel AISI 304 | € 273,00 | € 327,00 | € 384,00 | € 439,00 | € 517,00 | € 594,00 | € 657,00 |

ACCESSORI E RICAMBI

ACCESSORIES AND SPARE PARTS
ZUBEHÖRE UND ERSATZTEILE
ACCESSOIRES ET PIÈCES RECHANGE

| | MODELLO MODEL | DESCRIZIONE DESCRIPTION | DIMENSIONE DIMENSION | PREZZO PRICE |
|---|------------------|--|--------------------------|-----------------|
| | | | cm | Euro |
|  | FL 40 | Filtro a labirinto Stainless steel labyrinth filter | A 40 x B 40 x C 2 | 98,00 |
| | FL 50 | | A 40 x B 50 x C 2 | 110,00 |
|  | FL 40 FF | Filtro a labirinto antifiamma DIN 18869-5 Tipo A S/S flame retardant filter DIN 18869-5 Type A Flammschutzfilter DIN 18869-5 Typ A | A 40 x B 40 x C 4 | 128,00 |
| | FL 50 FF | | A 40 x B 50 x C 4 | 146,00 |
|  | FCA 40X40 | Filtro a carbone attivo Carbon filter | A 40 x B 40 x C 2 | 126,00 |
| | FCA 40X50 | | A 40 x B 50 x C 2 | 145,00 |
|  | FA/L | Faretti a led - 5000 K - 130 lm - 1 W - 24 VDC Led spotlight - 5000 K - 130 lm - 1 W - 24 VDC | ø 6,8 | 36,00 |
|  | LL 8 | Lampada a neon a led 220/240 - 4000 K Led light 220/240V - 4000 K Classe II EC: A++ -20°C +40°C 30.000 hours | 8w - 800 lm L = 60 | 162,00 |
| | LL 16 | | 16w - 1600 lm L = 120 | 174,00 |
|  | FS 5 | Filtro sintetico Synthetic filter | A 28,7 x B 59,2 x C 4,8 | 30,00 |
| | FS 9 | | A 59,2 x B 59,2 x C 4,8 | 41,00 |
| | FS 40 | | A 40 x B 40 x C 4,8 | 31,00 |
| | FS 50 | | A 50 x B 50 x C 4,8 | 42,00 |
|  | FT 28 | Filtro a tasche Bag filter | A 28,7 x B 59,2 x C 53,5 | 121,00 |
| | FT 59 | | A 59,2 x B 59,2 x C 53,5 | 149,00 |
|  | FCA 16 | Filtro a carbone Carbon filter | A 16 L 40 | 105,00 |
|  | SCA 25 | Sacco carbone Bag of filter carbon | kg 25 | 195,00 |

REGOLATORE MONOFASE DIGITALE

SINGLE PHASE DIGITAL SPEED CONTROLLER
 EINPHASEN-DIGITALREGLER
 RÉGULATEUR MONOPHASÉ NUMÉRIQUE



RED 10A

Per modelli - For models
 Modelle für - Pour les models:

- SDR 7/7
- SDR 9/9 Tight

| CARATTERISTICHE DETAILS | |
|---|--|
| Alimentazione - Power supply Versorgung - Alimentation | 275 Vac / monofase IP 56 Hz 50/60 |
| Potenza nominale - Rated power Nenneleistung - Puissance nominale | 1000 W |
| Dimensioni - Dimensions Ausmaße - Dimensions | L = 158 mm H = 117 mm P = 77 mm |
| Corrente massima di spunto - Maximum peak current Anlaufspitzenstrom - Courant maxi | 8 A |
| Fusibile di protezione - Fuse Schutzsicherung - Fusible de protection | 10 A |
| Circuito di controllo - Control circuit Steuerkreis - Circuit de contrôle | Microprocessore |
| Corrente in servizio continuo - Continuous service current Dauerstrom - Courant de service continu | 6,4 A |
| A norme - To standards Gemäß Normen - Aux normes | EN 55014-1, EN 55014-2 EN 60204-1, EN 60335-1 EN 61000-3-2, EN 61000-3-3, EN 61000-4-2, EN 61000-4-4, EN 61000-4-5 |
| Prezzo Price | Euro 255,00 |

REGOLATORE MONOFASE MANUALE

SINGLE PHASE MANUAL SPEED CONTROLLER
 EINPHASEN-HANDREGLER
 RÉGULATEUR MONOPHASÉ MANUEL



REM 10A

Per modelli - For models
 Modelle für - Pour les models:

- SDR 7/7
- SDR 9/9 Tight
- ECM 7/7 6
- ECM 7/7 4
- ECM 9/7 6
- ECM 9/7 4
- ECM 9/9 6
- ECM 9/9 4
- ECM 9/9 6
- ECM 10/8 6
- ECM 10/10 6
- ECL 5
- ECZ 7/7 6
- ECZ 7/7 4
- ECZ 9/7 6
- ECZ 9/7 4
- ECZ 9/9 6
- ECZ 9/9 4
- ECZ 10/8 6
- ECZ 10/10 6

| CARATTERISTICHE DETAILS | |
|---|--|
| Alimentazione - Power supply Versorgung - Alimentation | 230 Vac / monofase IP 56 Hz 50/60 |
| Potenza nominale - Rated power Nenneleistung - Puissance nominale | 1200 W |
| Dimensioni - Dimensions Ausmaße - Dimensions | L = 130 mm H = 85 mm P = 60 mm |
| Corrente massima di spunto - Maximum peak current Anlaufspitzenstrom - Courant maxi | 8 A |
| Fusibile di protezione - Fuse Schutzsicherung - Fusible de protection | 10 A |
| Corrente in servizio continuo - Continuous service current Dauerstrom - Courant de service continu | 6,4 A |
| A norme - To standards Gemäß Normen - Aux normes | EN 55014-1, EN 55014-2 EN 60204-1, EN 60335-1 EN 61000-3-2, EN 61000-3-3, EN 61000-4-2, EN 61000-4-4, EN 61000-4-5 |
| Prezzo Price | Euro 231,00 |

REGOLATORE MONOFASE MANUALE

SINGLE PHASE MANUAL SPEED CONTROLLER

EINPHASEN-HANDREGLER

RÉGULATEUR MONOPHASÉ MANUEL



RCS 210

Per modelli - For models
Modelle für - Pour les models:

- ECM 10/8 4
- ECZ 10/8 4
- ECL 9
- ECE 30

| CARATTERISTICHE DETAILS | |
|---|--|
| Alimentazione - Power supply Versorgung - Alimentation | 230 V.c.a. |
| Potenza nominale - Rated power Nenneleistung - Puissance nominale | 1500 W |
| Dimensioni - Dimensions Ausmaße - Dimensions | L = 170 mm H = 106 mm P = 83 mm |
| Corrente massima di spunto - Maximum peak current Anlaufspitzenstrom - Courant maxi | 12 A |
| Fusibile di protezione - Fuse Schutzsicherung - Fusible de protection | 10 A |
| Circuito di controllo - Control circuit Steuerkreis - Circuit de contrôle | Microprocessore |
| Corrente in servizio continuo - Continuous service current Dauerstrom - Courant de service continu | 7,5 A |
| A norme - To standards Gemäß Normen - Aux normes | EN 55014-1, EN 55014-2 EN 60204-1, EN 60335-1 EN 61000-3-2, EN 61000-3-3, EN 61000-4-2, EN 61000-4-4, EN 61000-4-5 |
| Prezzo Price | Euro 333,00 |

REGOLATORE MONOFASE MANUALE

SINGLE PHASE MANUAL SPEED CONTROLLER

EINPHASEN-HANDREGLER

RÉGULATEUR MONOPHASÉ MANUEL



RCS 250

Per modelli - For models
Modelle für - Pour les models:

- ECM 10/10 4
- ECM 12/12 6 A
- ECZ 10/10 4
- ECZ 12/12 6 A
- ECL 14
- ECE 45
- ECE 60

| CARATTERISTICHE DETAILS | |
|---|--|
| Alimentazione - Power supply Versorgung - Alimentation | 230 V.c.a. |
| Potenza nominale - Rated power Nenneleistung - Puissance nominale | 2500 W |
| Dimensioni - Dimensions Ausmaße - Dimensions | L = 170 mm H = 106 mm P = 83 mm |
| Corrente massima di spunto - Maximum peak current Anlaufspitzenstrom - Courant maxi | 18 A |
| Fusibile di protezione - Fuse Schutzsicherung - Fusible de protection | 16 A |
| Circuito di controllo - Control circuit Steuerkreis - Circuit de contrôle | Microprocessore |
| Corrente in servizio continuo - Continuous service current Dauerstrom - Courant de service continu | 12 A |
| A norme - To standards Gemäß Normen - Aux normes | EN 55014-1, EN 55014-2 EN 60204-1, EN 60335-1 EN 61000-3-2, EN 61000-3-3, EN 61000-4-2, EN 61000-4-4, EN 61000-4-5 |
| Prezzo Price | Euro 446,00 |

REGOLATORE 4 VELOCITÀ TRIFASE

4-SPEED THREE-PHASE SPEED CONTROLLER
DREIPHASENREGLER MIT 4 GESCHWINDIGKEITSTUFEN
RÉGULATEUR 4 VITESSES TRIPHASÉ



RTE

CARATTERISTICHE DETAILS

Regolatore manuale a 4 velocità realizzato con il sistema a "trasformatore" che garantisce una regolazione ottimale dei parametri elettrici del motore. CEI 17-13/1 EN 60439.

4-speed manual controller based on a "transformer" type system to guarantee precise control over the electrical parameters of the motor. CEI 17-13/1 EN 60439.

Manuelier Regler mit 4 Geschwindigkeiten, mit dem "Wandler"-System realisiert, welches eine optimale Einstellung der elektrischen Parameter des Motors garantiert. IEC 17-13/1 EN 60439.

Régulateur manuel à 4 vitesses réalisé à partir d'un "transformateur" assurant une régulation optimale des paramètres électriques du moteur CEI 17-13/1 EN 60439.

Volt 400/3/50 Hz IP 55.

| MODELLO MODEL | POTENZA POWER | A | KG | DIMENSIONI DIMENSIONS | PREZZO |
|------------------|------------------|----|----|--------------------------|----------|
| | kW | | | [LxPxH] mm | Euro |
| RTE 2 | 0,75 | 2 | 15 | 320x180x420 | 2.187,00 |
| RTE 4 | 1,5 | 4 | 18 | 320x180x420 | 2.297,00 |
| RTE 6 | 2 | 6 | 25 | 340x180x460 | 2.974,00 |
| RTE 10 | 3 | 10 | 37 | 400x200x625 | 3.299,00 |
| RTE 16 | 4 | 16 | 45 | 400x200x625 | 3.851,00 |
| RTE 25 | 5,5 | 25 | 70 | 500x260x700 | 5.302,00 |
| RTE 32 | 7,5 | 32 | 70 | 500x260x700 | 5.636,00 |

QUADRO ELETTRICO 2 VELOCITÀ

2-SPEED ELECTRIC BOARD
SICHERUNGSSCHALTAFEL MIT 2 GESCHWINDIGKEITEN
TABLEAU 2 VITESSES ÉLECTRIQUE



QE-QED

Quadro elettrico trifase a 2 velocità completo di telesalvamatore, fusibile di linea a norme CEI 17-13/1 EN 60439.

Three-phase 2 speed electric board complete with a remote overload cut-out. Line fuse in compliance with standard CEI 17-13/1 EN 60439.

Dreiphasige Sicherungsschalttafel mit 1-2 Geschwindigkeiten, komplett mit ferngesteuertem Motorschutzschalter, Netzsicherung laut IEC 17-13/1 EN 60439.

Tableau électrique triphasé à 2 vitesses, muni d'un télédisjoncteur moteur, d'un fusible de ligne selon la norme CEI 17-13/1 EN 60439.

Volt 400/3/50 Hz IP 55.

| MODELLO MODEL | VELOCITÀ SPEED | POTENZA POWER | DIMENSIONI DIMENSIONS | PREZZO |
|------------------|-------------------|------------------|--------------------------|----------|
| | | kW | [LxPxH] mm | Euro |
| QED 4 | 2 | 4 | 320x120x380 | 1.252,00 |
| QED 5,5 | 2 | 5,5 | 320x120x380 | 1.306,00 |

QUADRO

A 2 VELOCITÀ - TRIFASE



Funzioni:

Comando ventilazione con commutatori di polarità

Componenti:

Salvamotore magnetotermico a protezione dei sovraccarichi del motore

Comandi:

Commutatore di polarità 1-0-2

Caratteristiche costruttive:

Cassetta in PVC con grado di protezione IP 65

Tensione di alimentazione 400V - 3fase + T - 50Hz

Schemi elettrici e "Dichiarazione di Conformità"

Quadro di comando per 1 MOTORE
SENZA ULTERIORI PREDISPOSIZIONI

| MODELLO | POTENZA | DIMENSIONI | PREZZO |
|------------|---------|-------------|----------|
| | kW | mm (BxHxP) | Euro |
| DSIRAD 014 | 4.0 | 298x260x140 | 1.127,00 |
| DSIRAD 016 | 5.5 | 298x260x140 | 1.144,00 |

GENERAL SALES CONDITIONS - CONDIZIONI GENERALI DI VENDITA -CONDITIONS GÉNÉRALES DE VENTE

GENERAL SALES CONDITIONS

PRICES Prices indicated in the price list do not include plumbing requirements, or house wiring, building work or anything else not specified. **DELIVERY** Ex works - ITALY

INSTALLATION AND CONNECTION EXCLUDED.

PACKAGING Pallet + cardboard included, other material at cost.

DELIVERY TERMS Approximately 3 weeks from order confirmation, unless otherwise agreed and indicated in our order confirmation.

PAYMENTS Payments should be effected exclusively as indicated in our order confirmation. In case of late payment interest rates will be added.

GUARANTEE The company guarantees purchased products for one (1) year from the date of delivery, in consideration of a correct use of the appliance. The guarantee is limited to repairs or substitution of the faulty parts at our premises, to ascertain if the fault is material or due to workmanship. The parts replaced remain the property of the company. The labour costs for repairs or transfers of company staff are at customer charge, and also delivery and transport costs. Any other compensation is excluded, and no claims can be made for direct and/or indirect damage of any kind of nature due to negligence or improper use. All electrical parts, consumable materials and anything resulting faulty due to improper and incorrect use are excluded from the guarantee. The guarantee is not valid if the purchaser is not up to date with payments, or if products have been repaired, or modified without authorization.

CONDIZIONI GENERALI DI VENDITA

PREZZI I prezzi indicati nel listino non comprendono installazioni idrauliche, allacciamenti elettrici, opere murarie e quant'altro non specificato. **RESA** Franco nostro stabilimento - ITALIA.

MONTAGGIO E COLLAUDO ESCLUSO.

IMBALLO Bancale + cartone compreso, altri al costo.

TERMINI DI CONSEGNA Indicativamente 3 settimane dalla conferma dell'ordine, salvo differenti accordi intercorsi ed indicati nella nostra conferma d'ordine.

PAGAMENTI I pagamenti devono essere effettuati esclusivamente come indicato nella nostra conferma d'ordine. In caso di ritardo di pagamento verranno calcolati interessi di mora.

GARANZIA La Ditta garantisce i prodotti venduti per un (1) anno dalla data di consegna, considerando un utilizzo appropriato. La garanzia e' limitata alla riparazione o sostituzione franco stabilimento dei pezzi difettosi per accertato difetto del materiale o di lavorazione. Le parti sostituite restano di proprietà della Ditta. Il costo della mano d'opera per le riparazione e le trasferte del personale della Ditta sono a carico del cliente, così come le spese di spedizione e trasporto. Ogni altro indennizzo è escluso né potranno essere reclamati danni diretti e/o indiretti di qualsiasi natura e specie, per l'uso negligente ed improprio. Sono escluse le parti elettriche, materiali di consumo, o tutto ciò che risulti avariato per cattivo uso, imperizia e manovre di utilizzo non corrette. La garanzia decade se il compratore non e' in regola con i pagamenti e per i prodotti riparati, smontati o modificati senza autorizzazione.

CONDITIONS GÉNÉRALES DE VENTE

PRIX Les prix indiqués ne comprennent pas les installations hydrauliques, ni les raccordements électriques, les travaux de maçonnerie, ou autre non spécifié.

RENDU Départ Usine - ITALIE.

MONTAGE ET ESSAI EXCLUS.

EMBALLAGE Palettes + carton compris, supplément à paiement.

DÉLAIS DE LIVRAISON Environ 3 semaines après la confirmation de la commande, sauf accords différents et indiqués sur la confirmation de commande.

PAIEMENTS Les paiements doivent être effectués uniquement comme indiqué dans notre confirmation de commande. En cas de retard du paiement les intérêts moratoires seront calculés.

GARANTIE L'Entreprise garantie les produits vendus pendant un (1) an à partir de la date de livraison, en considération d'un usage approprié. La garantie est limitée à la réparation ou au remplacement départ usine des pièces défectueuses après vérification du défaut du matériel ou de l'élaboration de ce dernier. Les pièces remplacées demeurent de propriété de l'entreprise. Les coûts de main-d'œuvre et les frais de déplacement du personnel de l'Entreprise sont à la charge du client, ainsi que les frais d'expédition et de transport. Toute autre indemnité est exclue et aucun dommage direct ou indirect causé par un usage négligent ou inapproprié ne pourra être réclamé. Les composants électriques, les consommables, ou tout ce qui résulterait avarié à cause d'un mauvais usage, par manque d'expérience ou à cause de manipulations non correctes sont exclus. La garantie déchoit si l'acheteur n'est pas en règle avec les paiements ou sur des produits réparés, démontés ou modifiés sans autorisation.

MAIA s.r.l.

The logo for MAIA s.r.l. features the word "MAIA" in a bold, blue, sans-serif font. The letter "i" is stylized with a red vertical bar and a small green square above it, mimicking the colors of the Italian flag. A horizontal blue line is positioned below the logo.

MAIA

MAIA s.r.l.
Via Due Fonti 136/E
62100 Macerata (MC) - Italia
Tel +39 0733 493140
Fax +39 0733 494112
Email: info@maia-italia.com
www.maia-italia.com

A horizontal graphic consisting of a green bar on the left, the text "Made in Italy" in the center, and a red bar on the right.

Made in Italy